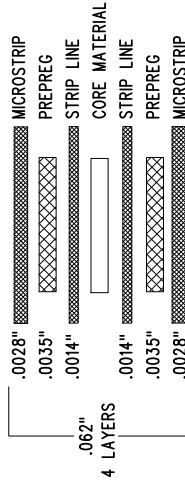

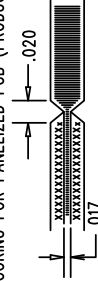


LAYER STRUCTURE



NOTES: UNLESS OTHERWISE SPECIFIED

1. FAB PER IPC-A-600.
2. MATERIAL: -LEAD FREE ASSEMBLY COMPLIANT, ISOLA FR-370HR OR EQUIVALENT.
 - FINISHED THICKNESS TO BE 0.062" +/- .005"
 - TOTAL OF 4 LAYERS WITH 2 OZ. CU ON THE OUTER LAYERS AND 1 OZ. CU ON THE INNER LAYERS.
 - FLAMMABILITY RATING: 94 V-0 MINIMUM.
3. SIZE: CUT TO DIMENSIONS AND TOLERANCES SHOWN.
0.00" ARE PRIMARY DATUMS.
4. DRILLING: -DRILL HOLES PER SCHEDULE. PLATE THROUGH HOLES WITH COPPER, 0.001" THICK MIN.
 - ALL HOLE SIZES ARE SPECIFIED AFTER PLATING.
 - HOLE LOCATION TOLERANCES ARE +/-0.003" IN RELATION TO CENTER
5. FINISH: -SMOBC USING LPI BOTH SIDES, COLOR GREEN.
 - GOLD IMMERSION BOTH SIDES.
 - FOR SILKSCREENS: USE WHITE NON-CONDUCTIVE INK.
6. DO NOT ALTER ARTWORK e.g. TO ADD LOGO OR DATE CODE. PAD SIZE CAN BE MODIFIED TO MEET END FINISH.
7. PCBs ARE TO BE RoHS COMPLIANT.
8. DESIGN HAS SOLDER MASK DEFINED PADS ON U1 WITH 0.029" PAD, 0.025" SOLDER MASK, AND 0.024" SOLDER PASTE. DO NOT CHANGE ANY SIZE ON THIS COMPONENT.
9. SCORING FOR PANELIZED PCB (PRODUCTION FAB ONLY):



SIZE	QTY	SYM	PLATED	TOL
0.07	2	+	NO	+/-0.003
0.065	2	□	YES	+/-0.003
0.095	4	◇	YES	+/-0.003
0.008	100	⊗	YES	+/-0.003

UNLESS OTHERWISE SPECIFIED

DIMENSIONS ARE IN INCHES

TOLERANCES:

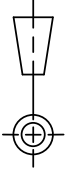
0.XX" = ±0.01"

0.XXX" = ±0.005"

INTERPRET DIM AND TOL

PER ASME Y14.5M-1994

THIRD ANGLE PROJECTION



9330 MCCARTHY BLVD
MILPITAS, CA 95035
PH: (408)432-7800
WWW.LINEARTECH.COM
LTC CONFIDENTIAL -
FOR CUSTOMER USE ONLY

TITLE: FABRICATION DRAWING

2KV AC 2.5W ISOLATED µMODULE®

DC/DC CONVERTER

SIZE	IC NO.	REV
N/A	LTM8046EY	4
FILENAME:	DC1559A-4.PCB	SHT 1 OF 1