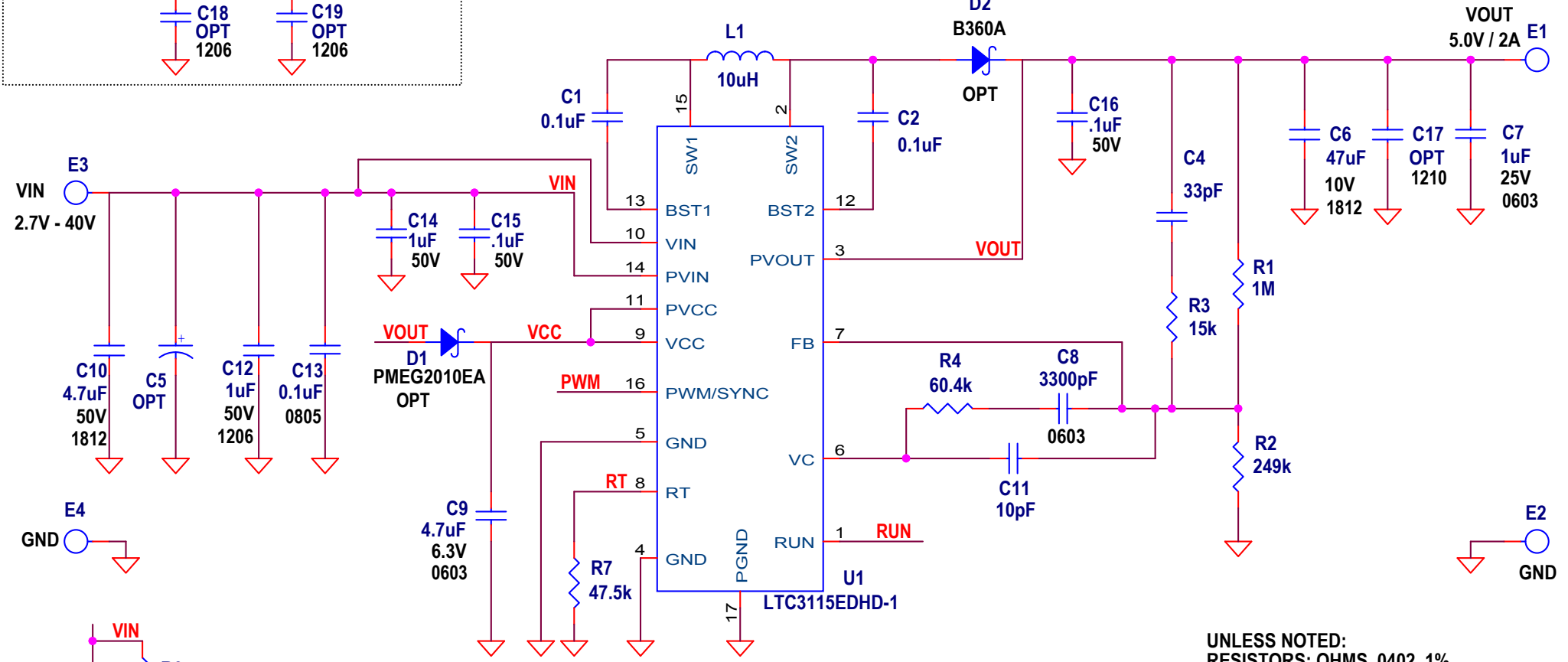
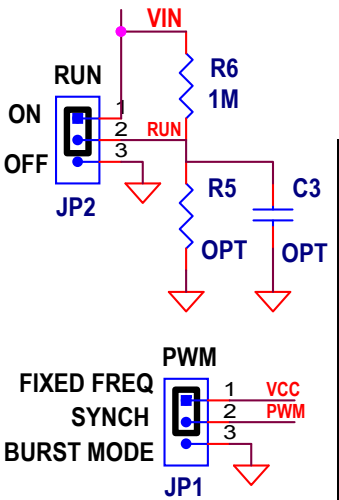


REVISION HISTORY				
ECO	REV	DESCRIPTION	APPROVED	DATE
-	1	PROTOTYPE	JN	04-29-19





UNLESS NOTED:  
RESISTORS: OHMS, 0402, 1%  
CAPACITORS: uF, 0402



CUSTOMER NOTICE	
LINEAR TECHNOLOGY HAS MADE A BEST EFFORT TO DESIGN A CIRCUIT THAT MEETS CUSTOMER-SUPPLIED SPECIFICATIONS; HOWEVER, IT REMAINS THE CUSTOMER'S RESPONSIBILITY TO VERIFY PROPER AND RELIABLE OPERATION IN THE ACTUAL APPLICATION. COMPONENT SUBSTITUTION AND PRINTED CIRCUIT BOARD LAYOUT MAY SIGNIFICANTLY AFFECT CIRCUIT PERFORMANCE OR RELIABILITY. CONTACT LINEAR TECHNOLOGY APPLICATIONS ENGINEERING FOR ASSISTANCE.	
THIS CIRCUIT IS PROPRIETARY TO LINEAR TECHNOLOGY AND SUPPLIED FOR USE WITH LINEAR TECHNOLOGY PARTS.	

APPROVALS	
PCB DES.	NC
APP ENG.	JN
IC NO.	
LTC3115-1	
SKU NO.	
DC1687B	

					
www.analog.com					
TITLE: DEMO CIRCUIT SCHEMATIC, 40V, 2A BUCK BOOST DC / DC CONVERTER					
SIZE: 8.5x11 SCALE = NONE	PCA ASS'Y DWG: 705-DC1687B_REV01		SCHEMATIC NO. AND REVISION: 710-DC1687B_REV01		
	DATE: 04-18-19				
SHEET 1 OF 1					