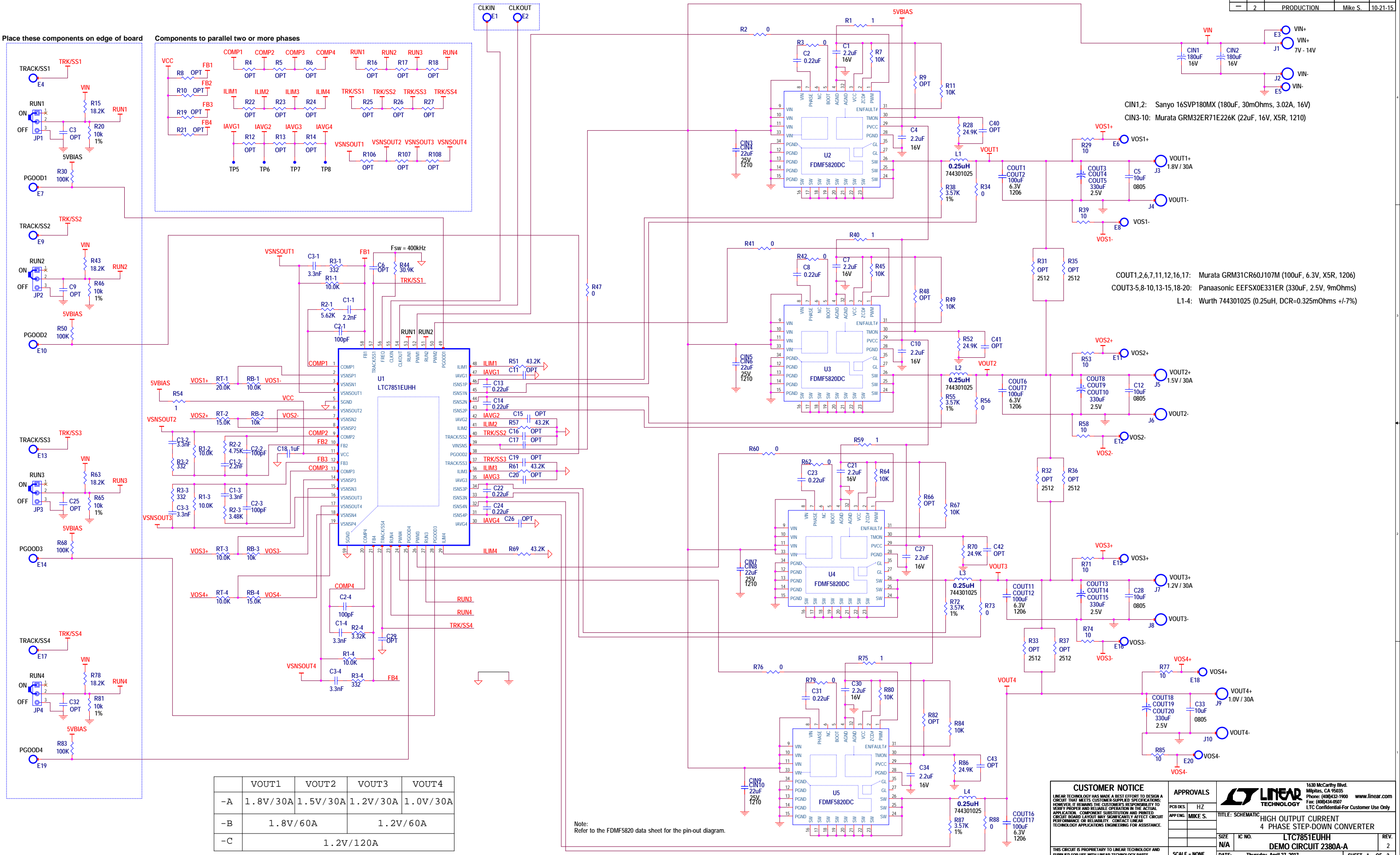


REVISION HISTORY				
ECO	REV	DESCRIPTION	APPROVED	DATE
—	2	PRODUCTION	Mike S.	10-21-15

Place these components on edge of board

Components to parallel two or more phases

Place on edge of board



	VOUT1	VOUT2	VOUT3	VOUT4
-A	1.8V/30A	1.5V/30A	1.2V/30A	1.0V/30A
-B	1.8V/60A		1.2V/60A	
-C	1.2V/120A			

Note:
Refer to the FDMF5820 data sheet for the pin-out diagram.

CUSTOMER NOTICE

LINEAR TECHNOLOGY HAS MADE A BEST EFFORT TO DESIGN A CIRCUIT THAT MEETS CUSTOMER-SUPPLIED SPECIFICATIONS. HOWEVER, IT REMAINS THE CUSTOMER'S RESPONSIBILITY TO VERIFY PROPER AND RELIABLE OPERATION IN THE ACTUAL APPLICATION. COMPONENT SUBSTITUTION AND PRINTED CIRCUIT BOARD LAYOUT MAY SIGNIFICANTLY AFFECT CIRCUIT PERFORMANCE OR RELIABILITY. CONTACT LINEAR TECHNOLOGY APPLICATIONS ENGINEERING FOR ASSISTANCE.

APPROVALS

PCB DES:	HZ
APP ENG:	MIKE S.
SCALE:	NONE

LINEAR TECHNOLOGY

1630 McCarthy Blvd.
Milpitas, CA 95035
Phone: (408)432-1900
Fax: (408)434-6627
LTC Confidential-For Customer Use Only

TITLE: SCHEMATIC

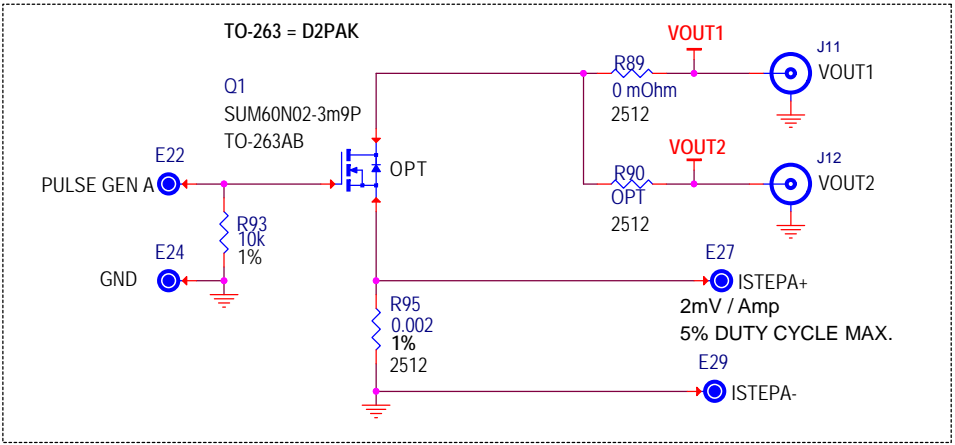
**HIGH OUTPUT CURRENT
4 PHASE STEP-DOWN CONVERTER**

SIZE	IC NO.	REV.
N/A	LTC7851EUHH	2
DEMO CIRCUIT 2380A-A		

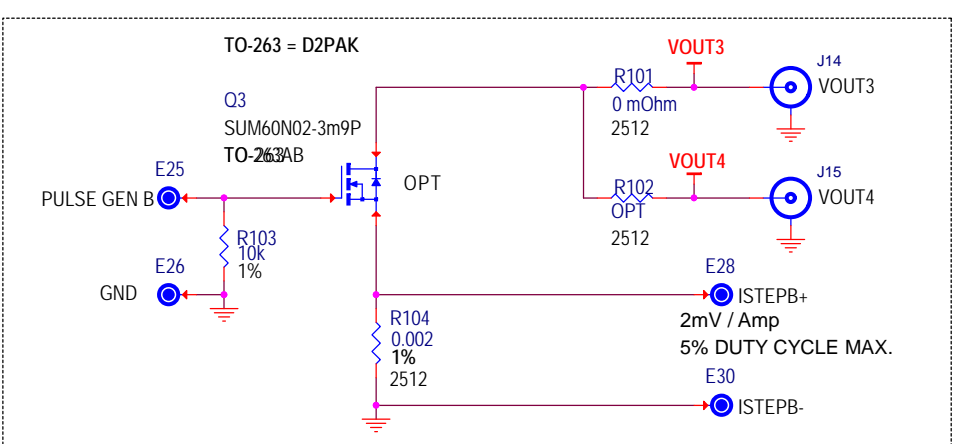
DATE: Thursday, April 27, 2017

SHEET 1 OF 2

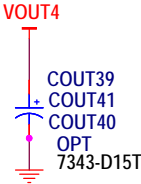
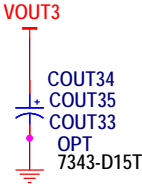
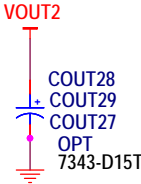
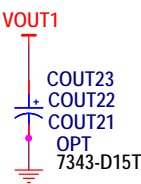
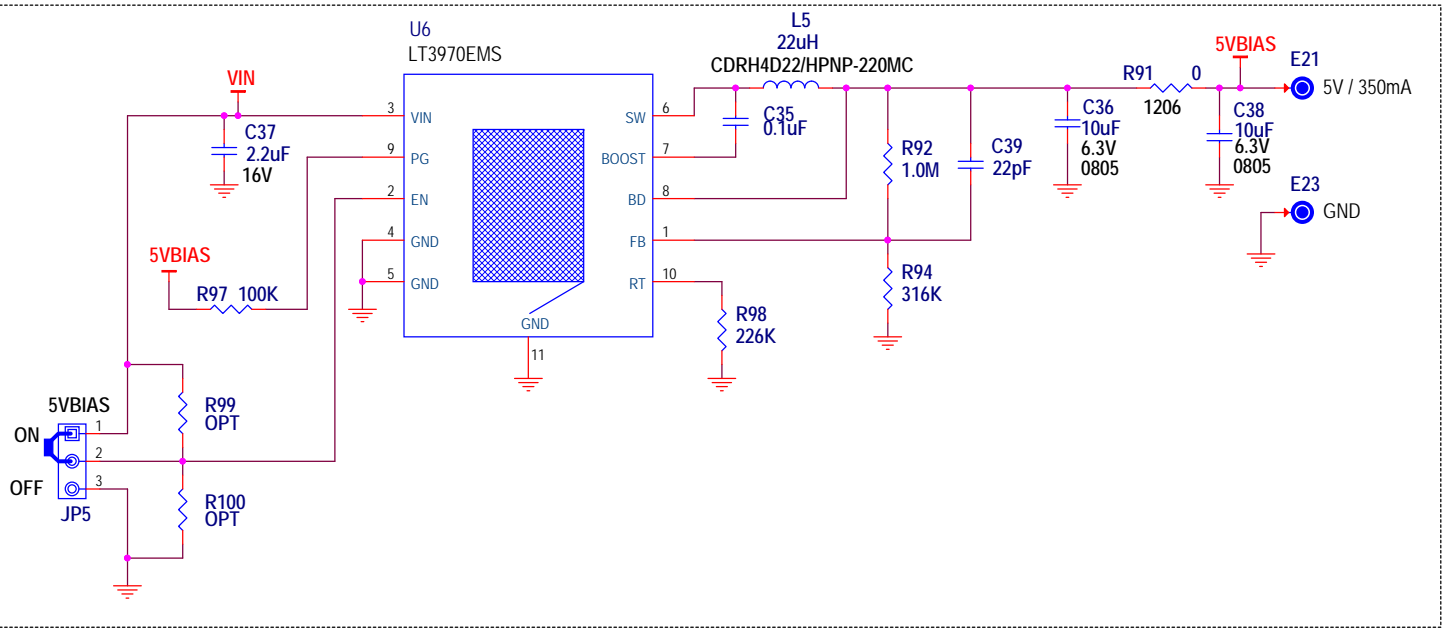
DYNAMIC LOAD CIRCUIT FOR VOUT1 AND VOUT2



DYNAMIC LOAD CIRCUIT FOR VOUT3 AND VOUT4



BIAS SUPPLY FOR DrMOS and LTC7851



CUSTOMER NOTICE		APPROVALS		LINEAR TECHNOLOGY	
LINEAR TECHNOLOGY HAS MADE A BEST EFFORT TO DESIGN A CIRCUIT THAT MEETS CUSTOMER-SUPPLIED SPECIFICATIONS; HOWEVER, IT REMAINS THE CUSTOMER'S RESPONSIBILITY TO VERIFY PROPER AND RELIABLE OPERATION IN THE ACTUAL APPLICATION. COMPONENT SUBSTITUTION AND PRINTED CIRCUIT BOARD LAYOUT MAY SIGNIFICANTLY AFFECT CIRCUIT PERFORMANCE OR RELIABILITY. CONTACT LINEAR TECHNOLOGY APPLICATIONS ENGINEERING FOR ASSISTANCE.		PCB DES.	HZ	1630 McCarthy Blvd. Milpitas, CA 95035 Phone: (408)432-1900 www.linear.com Fax: (408)434-0507 LTC Confidential-For Customer Use Only	
		APP ENG.	MIKE S.		
THIS CIRCUIT IS PROPRIETARY TO LINEAR TECHNOLOGY AND SUPPLIED FOR USE WITH LINEAR TECHNOLOGY PARTS.		SCALE = NONE		TITLE: SCHEMATIC HIGH OUTPUT CURRENT 4 PHASE STEP-DOWN CONVERTER	
				SIZE N/A	REV. 2
				DATE: Tuesday, January 26, 2016	SHEET 2 OF 2