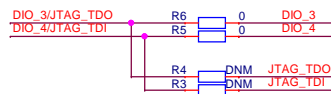
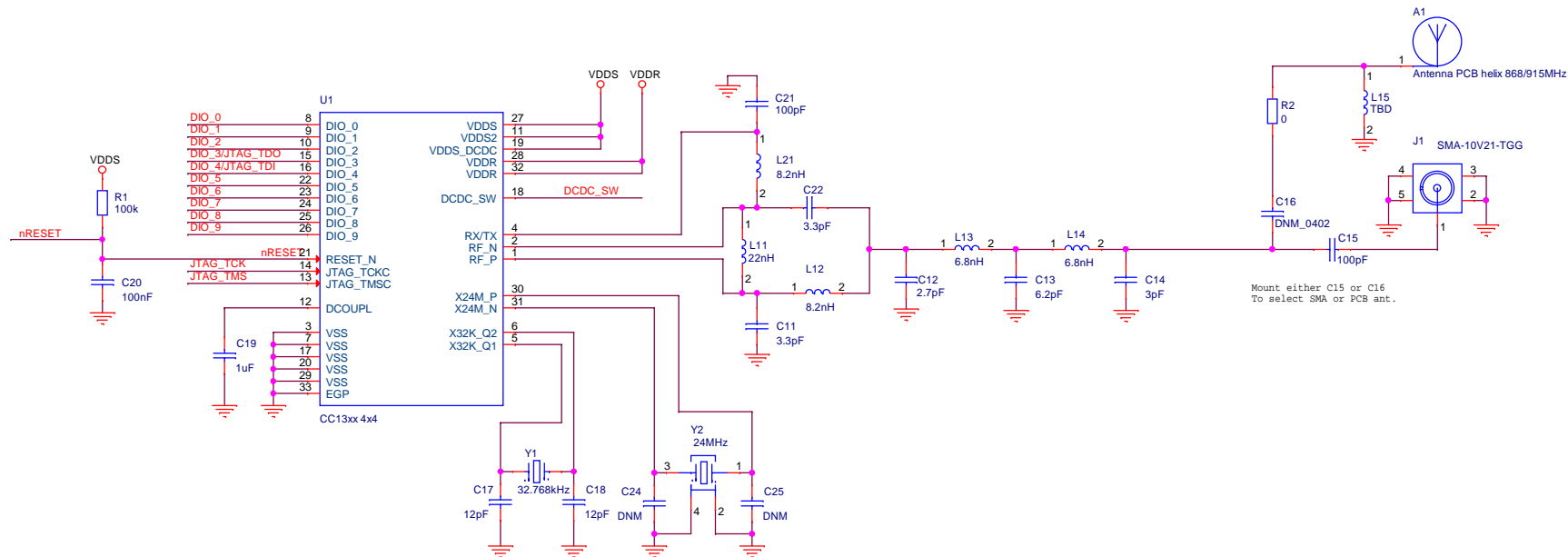
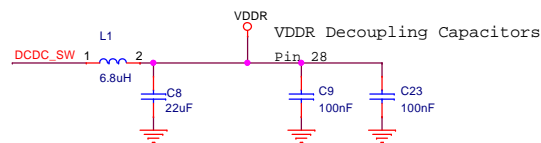
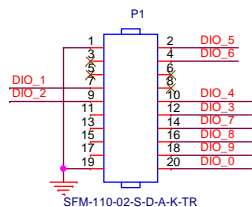


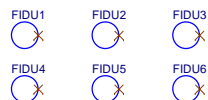
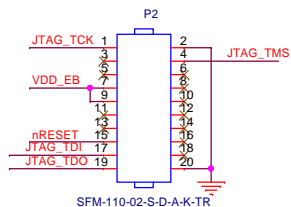
Place L1 and C8 close to pin 18



EM connector 1



EM connector 2



Title: CC13xxEM-4XD-7793_4L		TEXAS INSTRUMENTS	
Drawn: a0132595			
Checked: NN			
Size: A3	Rev: 1.0.0	Sheet: 1 of 2	
Date: Monday, October 19, 2015			

D

0.1.0 Initial revision

0.1.1 Changed L11 from 27nH to 22nH
Changed L12 and L21 from 7.5nH to 8.2nH
Changed C11 and C22 from 3.6pF to 3.3pF

1.0.0 Revision number update for web

C

B

A

Title			Revision		
Size	Document Number				Rev
A4	<Doc>				1.0.0
Date:	Monday, October 19, 2015		Sheet	2	of 2