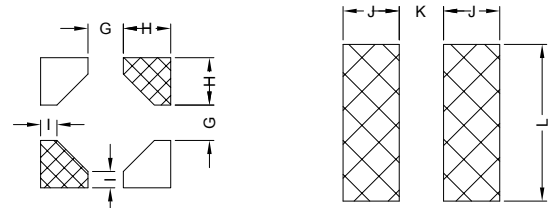
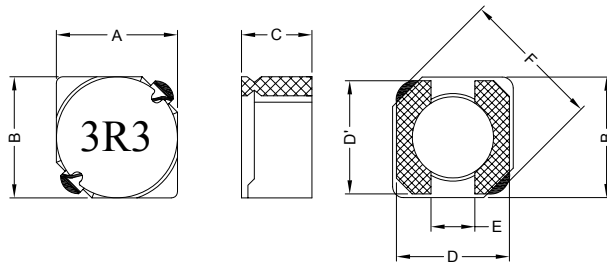


### 1. PART NO. EXPRESSION :

SSC06043R3YZF-□□  
 (a) (b) (c) (d)(e)(f) (g)

- (a) Series code
- (b) Dimension code
- (c) Inductance code : 3R3 = 3.30uH
- (d) Tolerance code : Y = ±30%
- (e) X, Y, Z : Standard part
- (f) F : RoHS Compliant
- (g) 11 ~ 99 : Internal controlled number

### 2. CONFIGURATION & DIMENSIONS :

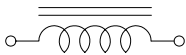


Tin paste thickness >0.12mm      Tin paste thickness <0.12mm  
 PCB Pattern

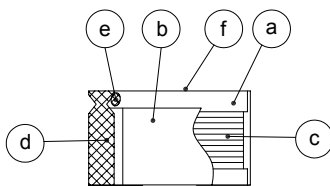
Unit:m/m

A	B	C	D	D'	E	F
6.70±0.3	6.70±0.3	4.00 Max.	6.50 Ref.	6.50 Ref.	2.00 Ref.	9.50 Max.
G	H	I	J	K	L	
2.20 Ref.	2.55 Ref.	0.95 Ref.	2.65 Ref.	2.00 Ref.	7.30 Ref.	

### 3. SCHEMATIC :



### 4. MATERIALS :



- (a) Core : DR Ferrite Core
- (b) Core : RI Ferrite Core
- (c) Wire : Enamelled Copper Wire
- (d) Terminal : Au+Ni Copper Plate
- (e) Adhesive : Epoxy
- (f) Ink : Bon Margue



**RoHS Compliant**

NOTE : Specifications subject to change without notice. Please check our website for latest information.

04.10.2010



**SUPERWORLD ELECTRONICS (S) PTE LTD**

**5. GENERAL SPECIFICATION :**

- a) Temp. rise : 30°C Typ. at rated current
- b) Rated current : Base on temp. rise &  $\Delta L/L0A = 35\%$  Typ.
- c) Storage temp. : -40°C to +125°C
- d) Operating temp. : -40°C to +95°C
- e) Resistance to solder heat : 260°C.10 secs

**6. ELECTRICAL CHARACTERISTICS :**

Part No.	Inductance ( $\mu\text{H}$ )	Test Frequency ( Hz )	RDC ( m $\Omega$ ) Max.	IDC ( A ) Max.
SSC06043R3YZF-□□	3.3 $\pm 30\%$	0.5V / 10K	20	3.50
SSC06045R0YZF-□□	5.0 $\pm 30\%$	0.5V / 10K	24	2.90
SSC06046R2YZF-□□	6.2 $\pm 30\%$	0.5V / 10K	27	2.50
SSC06047R4YZF-□□	7.4 $\pm 30\%$	0.5V / 10K	31	2.30
SSC06048R7YZF-□□	8.7 $\pm 30\%$	0.5V / 10K	34	2.20
SSC0604100YZF-□□	10.0 $\pm 30\%$	0.5V / 10K	38	2.00
SSC0604120YZF-□□	12.0 $\pm 30\%$	0.5V / 10K	53	1.70
SSC0604150YZF-□□	15.0 $\pm 30\%$	0.5V / 10K	57	1.60
SSC0604180YZF-□□	18.0 $\pm 30\%$	0.5V / 10K	92	1.50
SSC0604220YZF-□□	22.0 $\pm 30\%$	0.5V / 10K	96	1.30
SSC0604270YZF-□□	27.0 $\pm 30\%$	0.5V / 10K	109	1.20
SSC0604330YZF-□□	33.0 $\pm 30\%$	0.5V / 10K	124	1.10
SSC0604390YZF-□□	39.0 $\pm 30\%$	0.5V / 10K	138	1.00
SSC0604470YZF-□□	47.0 $\pm 30\%$	0.5V / 10K	155	0.95
SSC0604560YZF-□□	56.0 $\pm 30\%$	0.5V / 10K	202	0.85
SSC0604680YZF-□□	68.0 $\pm 30\%$	0.5V / 10K	234	0.75
SSC0604820YZF-□□	82.0 $\pm 30\%$	0.5V / 10K	324	0.70
SSC0604101YZF-□□	100.0 $\pm 30\%$	0.5V / 10K	358	0.65



RoHS Compliant

NOTE : Specifications subject to change without notice. Please check our website for latest information.

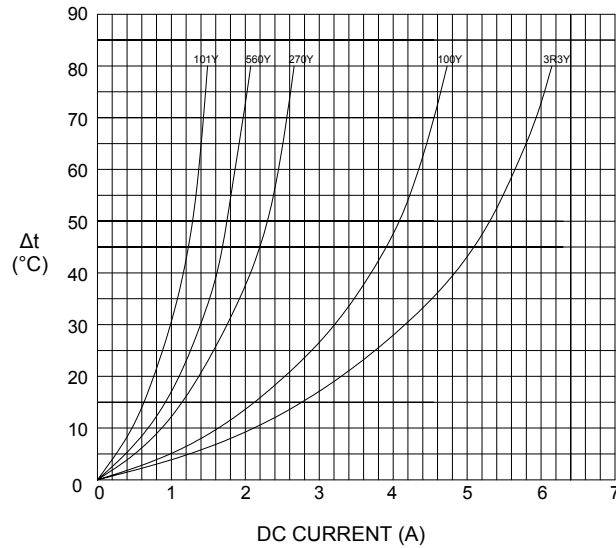
04.10.2010



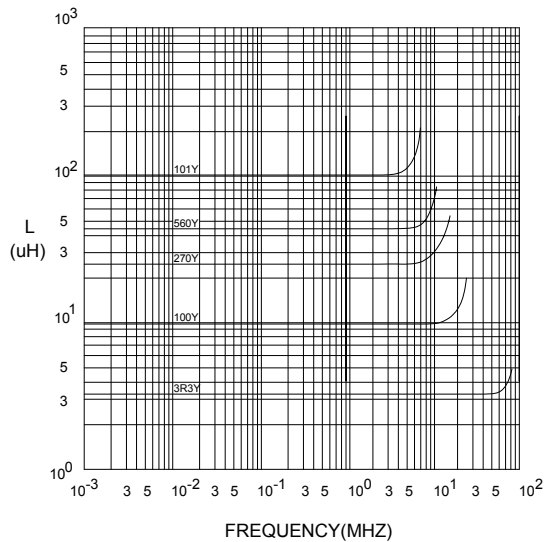
SUPERWORLD ELECTRONICS (S) PTE LTD

## 7. CHARACTERISTICS CURVES :

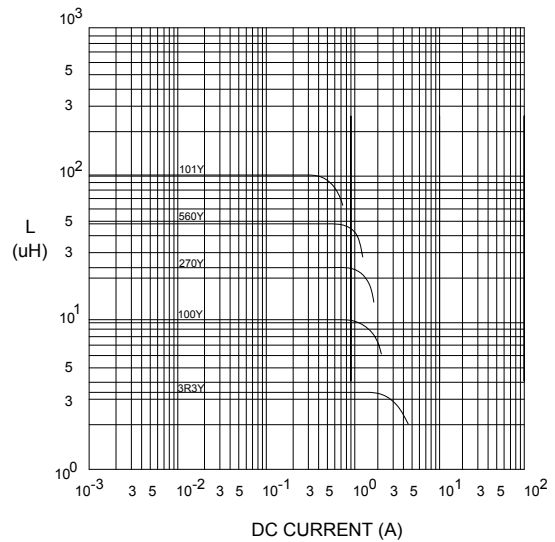
@ TEMP. RISE VS. DC SUPERPOSITION RESPONSE CURVE



@ INDUCTANCE VS. FREQUENCY RESPONSE CURVE



@ INDUCTANCE VS. DC SUPERPOSITION RESPONSE CURVE



**RoHS Compliant**

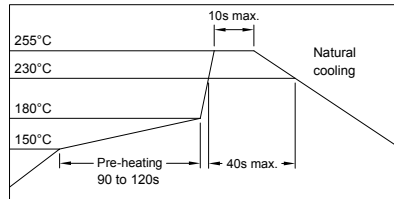
NOTE : Specifications subject to change without notice. Please check our website for latest information.

04.10.2010



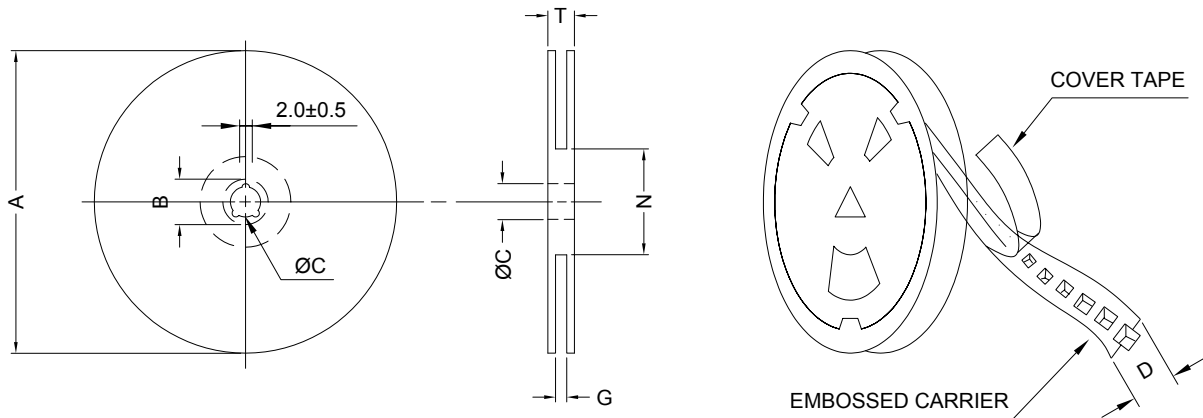
**SUPERWORLD ELECTRONICS (S) PTE LTD**

### RECOMMENDED SOLDERING CONDITIONS REFLOW SOLDERINGS

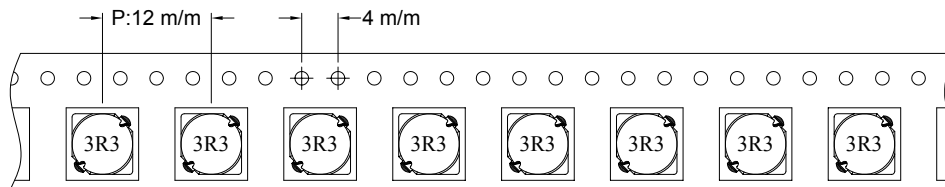


### 8. PACKAGING INFORMATION :

#### ( 1 ) CONFIGURATION



\* CARRIER TAPE WIDTH : D



#### ( 2 ) DIMENSIONS

Unit:m/m

STYLE	A	B	C	D	G	N	T
13-16	330	21±0.8	13	16	18 <sup>+0</sup>	50 <sup>-0</sup>	22.4

#### ( 3 ) Q'TY & G.W. PER PACKAGE

SERIES	INNER : REEL			OUTER : CARTON		
	Q'TY (PCS)	G.W. (gw)	STYLE	Q'TY (PCS)	G.W. (Kg)	SIZE (cm)
SSC0604	1000	700	13-16	6000	7.7	40 x 40 x 24



**RoHS Compliant**

NOTE : Specifications subject to change without notice. Please check our website for latest information.

04.10.2010



**SUPERWORLD ELECTRONICS (S) PTE LTD**

