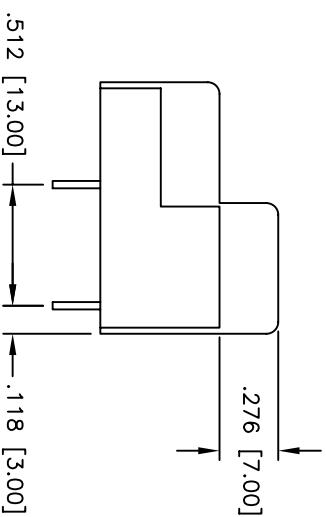
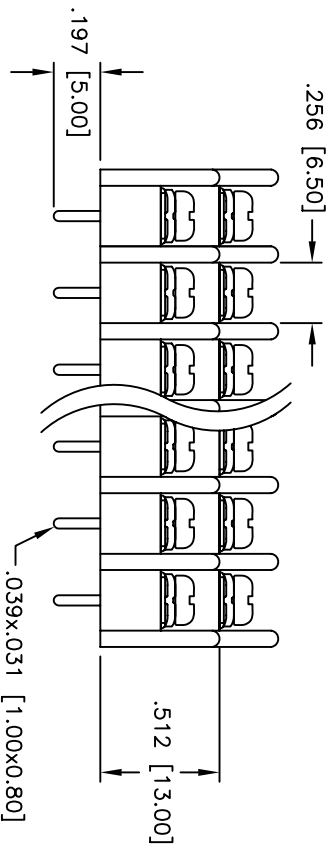
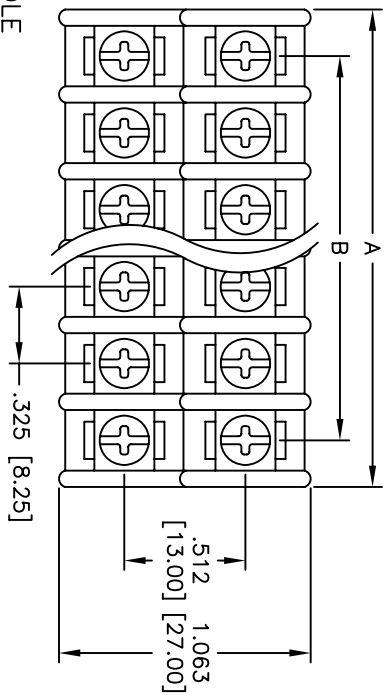


Rev	AWO #	Description	Date	Appr
-		RELEASED	6/9/05	

APPROVED: _____
 DATE: _____ TITLE: _____

SHOWN AS 12 POLE



Positions: 2 thru 26
 A = .325 [8.25] x No. of Positions + .071 [1.80]
 B = .325 [8.25] x No. of Spaces

REPLACE XX IN PART NUMBER WITH TOTAL # OF SCREW POLES

SPECIFICATIONS:

- Material: Insulator: PBT, rated UL 94V-0
- Insulator color: Black
- Plating: Contacts: Brass, Tin plated
- Screws: Steel, Nickel plated
- Hardware: Brass, Tin plated
- Electrical: Operating voltage: 300 VAC max.
- Current rating: 15 Amps max.
- Contact resistance: 20 mohms max. initial
- Insulation resistance: 500 Mohms min.
- Dielectric withstanding voltage: 2,000 VAC for 1 minute
- Mechanical: Wire range: 22 - 14 AWG
- Temperature Rating: Operating temperature: -65°C to +125°C
- Environmental: Lead free, RoHS compliant
- Recommended soldering temp: 235°C for 5 seconds

ADAM TECH
 909 Railway Avenue, Union, NJ 07083
 Phone: 908-687-5000 Fax: 908-687-5710

UNLESS OTHERWISE SPECIFIED ALL DIMENSIONS ARE IN INCHES [MM]	
TOLERANCES: EXCEPT AS NOTED	
INCHES	HOLDS
.X ± .10	ØXX ± .10
.XX ± .020	ØXXX ± .015
.XXX ± .015	ØXXXX ± .010
APPROVALS	DATE
DRAWN	SS
CHECKED	6/9/05
APPROVED	

TITLE	SIZE	PART NO.	REV.
.325 [8.25] STACKED BARRIER BLOCK VERTICAL, PCB TAILS, BARRIER ENDS	X	TBH-XX-01-B	-
REF:	SCALE:	NTS	SHEET 1 OF 1