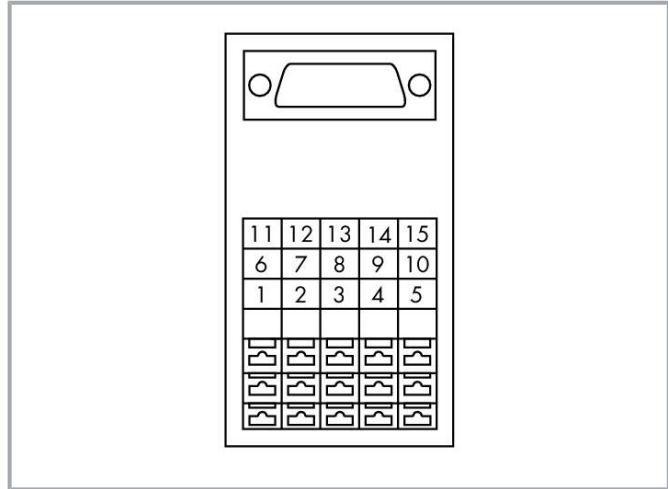



Data sheet | Item number: 289-713

Interface module; HD-Sub-D; Female connector; 15-pole; Triple-deck PCB terminal blocks; in mounting carrier

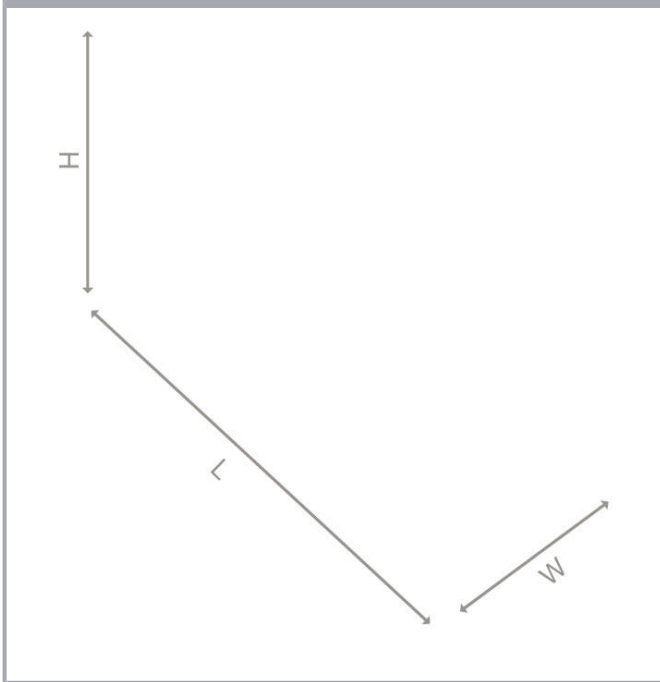


[www.wago.com/289-713](http://www.wago.com/289-713)



Picture differs from the item.

Similar to picture



Subject to changes. Please also observe the further product documentation!

WAGO GmbH & Co. KG  
Hansastr. 27  
32423 Minden  
Phone: +49571 887-0 | Fax: +49571 887-169  
Email: [info.de@wago.com](mailto:info.de@wago.com) | Web: [www.wago.com](http://www.wago.com)

Do you have any questions about our products?  
We are always happy to take your call at +49 (571) 887-44222.



## Data

### Electrical data

Operating voltage	≤ AC/DC 125 V
Nominal current	1 A
Contact resistance (max.)	15 mΩ

### Safety and protection

Rated voltage	125 V
Rated surge voltage	0.8 kV
Pollution degree	2
Protection type	IP20

### Connection data

Pole No.	15
Connection type (1)	System
Pluggable connectors	HD D-sub female connector
Mating direction	vertical
Connection type 2	Field
Pole number 2	15
Design 2	PCB terminal blocks (triple-deck)
Connection technology 2	CAGE CLAMP®
WAGO Connector 2	WAGO 737 Series
Solid conductor 2	0.08 ... 2.5 mm <sup>2</sup> / 28 ... 12 AWG
Fine-stranded conductor 2	0.08 ... 2.5 mm <sup>2</sup> / 28 ... 12 AWG
Strip length 2	5 ... 6 mm / 0.2 ... 0.24 inch
Note (conductor cross-section)	12 AWG: THHN, THWN
Performance level	3 / 50 mating cycles
Strain relief	UNC 4-40 stud bolt

### Physical data

Width	35 mm / 1.378 inch
Height	85 mm / 3.346 inch
Depth from upper edge of DIN-rail	62 mm / 2.441 inch

Subject to changes. Please also observe the further product documentation!

WAGO GmbH & Co. KG  
 Hansastr. 27  
 32423 Minden  
 Phone: +49571 887-0 | Fax: +49571 887-169  
 Email: [info.de@wago.com](mailto:info.de@wago.com) | Web: [www.wago.com](http://www.wago.com)

Do you have any questions about our products?  
 We are always happy to take your call at +49 (571) 887-44222.

## Mechanical data

Mounting type	DIN-35 rail
Housing design	Mounting carrier

## Material data

Contact material (connector)	Au over Ni
Fire load	0.6 MJ
Weight	59.1 g

## Environmental requirements

Surrounding air temperature (operation)	-20 ... 55 °C
Surrounding air temperature (storage)	-40 ... 70 °C
Relative humidity	85% (non-condensing)
Operating altitude (max.)	2000 m

## Standards and specifications

Standards/Specifications	EN 61010-2-201
--------------------------	----------------

## Commercial data

Product Group	6 (Interface Electronics)
PU (SPU)	8 (1) Stück
Packaging type	box
Country of origin	DE
GTIN	4050821087144
Customs tariff number	85366990990

## Optional accessories

### Marking accessories

Marking strip	
---------------	--



Item no.: 709-196

Marking strips; for laser printer; translucent

[www.wago.com/709-196](http://www.wago.com/709-196)

Subject to changes. Please also observe the further product documentation!



**Item no.: 709-178**

Marking strips; on reel; 7.5 mm wide; not stretchable; plain; snap-on type; white



**Item no.: 709-177**

Marking strips; on reel; 7.5 mm wide; not stretchable; plain; snap-on type; translucent

**Tool**

Operating tool



**Item no.: 210-720**

Operating tool; Blade: 3.5 x 0.5 mm; with a partially insulated shaft; multicoloured

**Downloads**

**Documentation**

**Bid Text**

289-713 X81 - Datei	2019. 2. 19.	xml 3.7 kB	Download
289-713 doc - Datei	2015. 2. 9.	doc 27.6 kB	Download

**Instruction Leaflet**

pdf  
1.3 MB  
Download

**Additional Information**

Disposal; Electrical and electronic equipment, Packaging	V 1.0.0	pdf 265.8 kB	Download
--	---------	-----------------	----------

**CAD/CAE-Data**

**CAE data**

EPLAN Data Portal 289-713	URL	Download
WSCAD Universe 289-713	URL	Download
ZUKEN Portal 289-713	URL	Download

Subject to changes. Please also observe the further product documentation!

## CAD data

2D/3D Models 289-713

[URL](#)

[Download](#)

## Environmental Product Compliance

### Compliance Search

Environmental Product Compliance 289-713


[URL](#)

[Download](#)


Interface module; HD-Sub-D; Female connector; 15-pole; Triple-deck PCB terminal blocks; in mounting carrier

## Installation Notes

### Inserting a conductor




Conductor termination – screwdriver actuation parallel to conductor entry




Conductor termination – screwdriver actuation perpendicular to conductor entry

### Installation



Snapping a module onto DIN-rail.



Removing a module from the DIN-rail.

Subject to changes. Please also observe the further product documentation!

WAGO GmbH & Co. KG

Hansastr. 27

32423 Minden

Phone: +49571 887-0 | Fax: +49571 887-169

Email: [info.de@wago.com](mailto:info.de@wago.com) | Web: [www.wago.com](http://www.wago.com)

Do you have any questions about our products?

We are always happy to take your call at +49 (571) 887-44222.