

# Axial Lead & Cartridge Fuses

2AG > Slo-Blo® Fuse > 2205 Series

## 2205 Series, Lead-Free 2AG, Slo-Blo® Fuse



### Agency Approvals

Agency	Agency File Number	Ampere Range
	E10480	0.250A - 2.5A
	29862	0.250A - 2.5A
	N/A	0.250A - 2.5A

### Additional Information



Datasheet



Resources



Samples



Accessories

### Description

The 2AG Slo-Blo® Axial Leaded Fuses provide the same performance characteristics as their 3AG counterpart while occupying one-third the space.

### Features

- In accordance with Underwriter's Laboratories Standard UL 248-14
- Fuses are boardwashable in most solvents with thermoplastic sleeve
- Available in axial lead form and with various lead forming dimensions
- RoHS compliant and lead-free

### Applications

Used as supplementary protection in appliance or utilization equipment to provide individual protection for components or internal circuits.

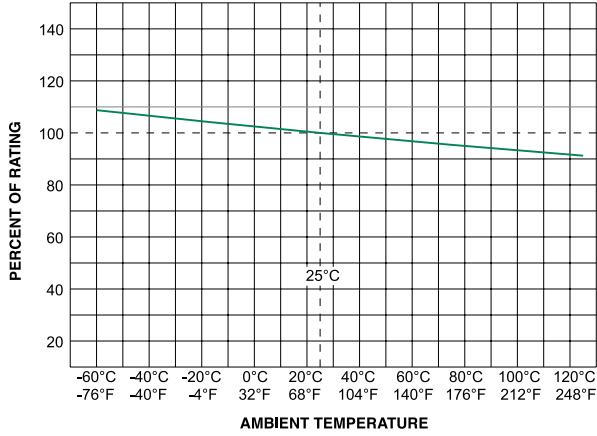
### Electrical Characteristics for Series

% of Ampere Rating	Opening Time
100%	4 hours, Minimum
135%	1 hour, Maximum
200%	3 secs Min.; 20 secs Max.

### Electrical Characteristic Specifications by Item

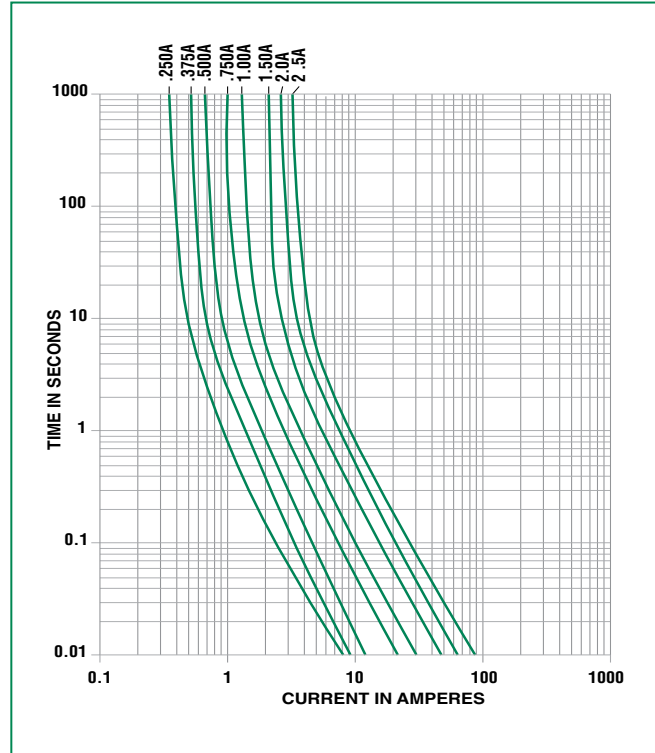
Ampere Rating (A)	Amp Code	Max Voltage Rating (V)	Interrupting Rating	Nominal Cold Resistance (Ohms)	Nominal Melting I <sup>2</sup> t (A <sup>2</sup> sec)	Nom Voltage Drop (mV)	Nom Power Dissipation (W)	Agency Approvals	
0.25	.250	250	35A @ 250VAC 10KA @ 125VAC 60A @ 600VAC	2.4300	0.334	N/A	N/A	x	x
0.35	.350	250		1.3100	0.490	N/A	N/A	x	x
0.375	.375	250		1.1685	0.83	N/A	N/A	x	x
0.5	.500	250		0.6935	1.63	N/A	N/A	x	x
0.75	.750	250		0.3430	3.91	N/A	N/A	x	x
1	001	250		0.2120	5.64	N/A	N/A	x	x
1.25	1.25	250		0.1460	17.0	N/A	N/A	x	x
1.5	01.5	250		0.1077	20.8	N/A	N/A	x	x
2	002	250	0.0698	40.0	N/A	N/A	x	x	
2.5	02.5	250	0.0502	65.0	N/A	N/A	x	x	

**Temperature Re-rating Curve**

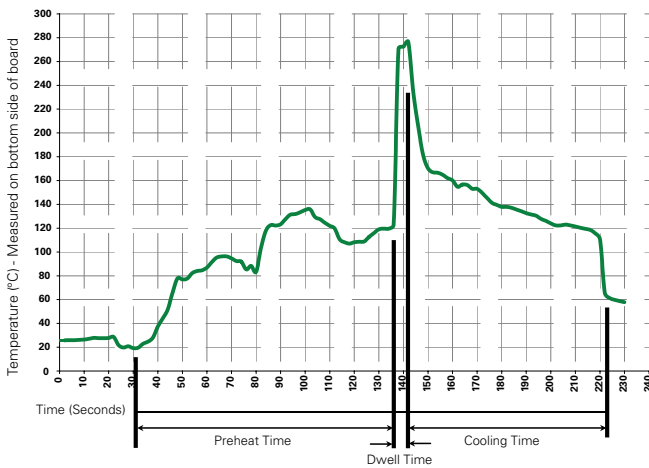


**Note:** Re-rating depicted in this curve is in addition to the standard derating of 25% for continuous operation.

**Average Time Current Curves**



**Soldering Parameters - Wave Soldering**



**Recommended Process Parameters:**

Wave Parameter	Lead-Free Recommendation
<b>Preheat:</b> (Depends on Flux Activation Temperature) (Typical Industry Recommendation)	
Temperature Minimum:	100°C
Temperature Maximum:	150°C
Preheat Time:	60-180 seconds
<b>Solder Pot Temperature:</b>	260°C Max
<b>Solder Dwell Time:</b>	2-5 seconds

**Recommended Hand-Solder Parameters:**

Solder Iron Temperature: 350°C +/- 5°C  
Heating Time: 5 seconds max.

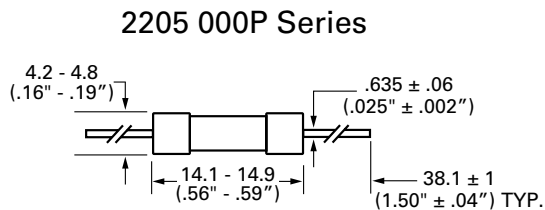
Note: These devices are not recommended for IR or Convection Reflow process.

### Product Characteristics

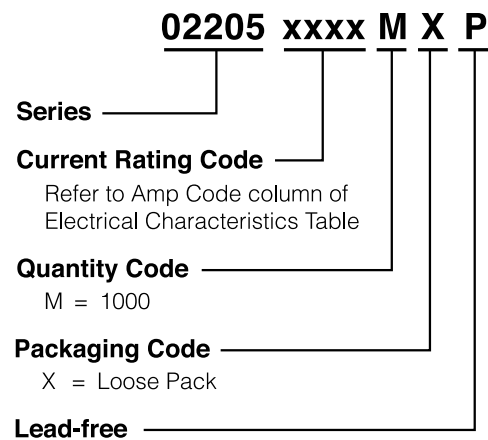
<b>Materials</b>	Body: Glass Cap : Nickel-plated brass Leads: Tin-plated Copper
<b>Terminal Strength</b>	MIL-STD-202, Method 211, Test Condition A
<b>Solderability</b>	MIL-STD-202 Method 208
<b>Product Marking</b>	Cap1 : Brand logo, current and voltage ratings Cap2 : Series and agency approval marks

<b>Operating Temperature</b>	-55°C to +125°C
<b>Thermal Shock</b>	MIL-STD-202, Method 107, Test Condition B (5 Cycles -65°C to +125°C).
<b>Vibration</b>	MIL-STD-202, Method 201
<b>Humidity</b>	MIL-STD-202, Method 103, Test Condition A: High RH (95%) and Elevated Temp (40°C) for 240 hours
<b>Salt Spray</b>	MIL-STD-202, Method 101, Test Condition B

### Dimensions



### Part Numbering System



### Packaging

Packaging Option	Packaging Specification	Quantity	Quantity & Packaging Code	Reel Size
Bulk	N/A	100	HX	N/A
Bulk	N/A	1000	MX	N/A

- Notes:
- Do not use in applications above rating.
  - Please refer to fuseholder data sheet for specific re-rating information.
  - Please contact factory for applications greater than the max voltage and amperage shown.