

FO converters - FL MC EF 1300 SM SC - 2902856

Please be informed that the data shown in this PDF Document is generated from our Online Catalog. Please find the complete data in the user's documentation. Our General Terms of Use for Downloads are valid (<http://phoenixcontact.com/download>)




FO converter with SC duplex fiber optic connection (1300 nm), for converting 10/100Base-T(X) to single mode fiberglass (9/125 μm). Auto negotiation and auto MDI(X) function. Comprehensive link diagnostics. DIN-rail mountable, 18 ... 30 V DC supply.

Why buy this product

- Transmission ranges up to 36 km
- Auto negotiation
- Auto MDI/MDI-X switch-over
- Link fault pass through (LFPT) and far end fault (FEF) functions for easy connection monitoring
- Data rates 10/100 Mbps
- Shipbuilding approval according to DNV



Key Commercial Data

Packing unit	1 STK
GTIN	 4 046356 689212
GTIN	4046356689212

Technical data

Note

Utilization restriction	EMC: class A product, see manufacturer's declaration in the download area
-------------------------	---

Dimensions

Caption	Slim design
Width	22.5 mm
Height	99 mm
Depth	114.5 mm

Ambient conditions

Ambient temperature (operation)	-40 °C ... 65 °C
---------------------------------	------------------

FO converters - FL MC EF 1300 SM SC - 2902856

Technical data

Ambient conditions

Ambient temperature (storage/transport)	-40 °C ... 85 °C
Permissible humidity (operation)	30 % ... 95 % (non-condensing)
Permissible humidity (storage/transport)	30 % ... 95 % (non-condensing)
Altitude	5000 m (For restrictions see manufacturer's declaration)
	2000 m (With UL approval)
Degree of protection	IP20

General

Electrical isolation	according to IEEE 802.3
	VCC // FE // Ethernet
Latency	± 1.3 µs (Store&Forward mode, 10/100 Mbps, depending on the frame size)
Test voltage data interface/power supply	1.5 kV _{rms} (50 Hz, 1 min.)
Standards/regulations	EN 60950-1
Electromagnetic compatibility	Conformance with EMC Directive 2014/30/EU
Net weight	174.4 g
Housing material	PA 6.6-FR
Color	green
MTBF	284 Years (Telcordia standard, 25°C temperature, 21% operating cycle (5 days a week, 8 hours a day))
	74 Years (Telcordia standard, 40°C temperature, 34.25% operating cycle (5 days a week, 12 hours a day))
MTTF	1400 Years (SN 29500 standard, temperature 25 °C, operating cycle 21 % (5 days a week, 8 hours a day))
	599 Years (SN 29500 standard, temperature 40 °C, operating cycle 34.25 % (5 days a week, 12 hours a day))
	101 Years (SN 29500 standard, temperature 40 °C, operating cycle 100 % (7 days a week, 24 hours a day))
Conformance	CE-compliant
ATEX	# II 3 G Ex nA IIC T4 Gc X (Please follow the special installation instructions in the documentation!)
UL, USA/Canada	cULus listed UL 508
	Class I, Zone 2, AEx nA IIC T4
	Class I, Zone 2, Ex nA IIC T4 Gc X
	Class I, Div. 2, Groups A, B, C, D

Power supply

Supply voltage range	18 V DC ... 30 V DC (Screw connection)
	18 V DC ... 30 V DC (as an alternative or redundant, via backplane bus contact and system current supply)
Typical current consumption	< 100 mA (24 V DC)
Protective circuit	Reverse polarity protection
Connection method	Plug-in screw terminal block (COMBICON), redundancy possible
Conductor cross section flexible max.	2.50 mm ²

FO converters - FL MC EF 1300 SM SC - 2902856

Technical data

Power supply

Conductor cross section flexible min.	0.20 mm ²
Conductor cross section solid max.	2.50 mm ²
Conductor cross section solid min.	0.20 mm ²
Max. AWG conductor cross section, flexible	14
Min. AWG conductor cross section, flexible	24
Conductor cross section AWG max.	14
Conductor cross section AWG min.	24

Serial interface

Interface 1	Ethernet interface, 10/100Base-T(X) in acc. with IEEE 802.3u
No. of ports	1
Connection method	RJ45 socket, shielded
Transmission medium	Copper
Transmission length	100 m (shielded twisted pair)
Auto-negotiation modes	Auto
Link through	Link fault pass through
Basic functions	Store-and-forward media converter
MDI-/MDI-X switchover	Auto-MDI(X)
Signal LEDs	Activity, link status, 10/100 Mbps

Optical interface FO

Transmit capacity, minimum	≥ -15 dBm ((9/125 μm) dynamic in link mode (average))
Transmit capacity, maximum	≤ -8 dBm ((9/125 μm) dynamic in link mode (average))
Minimum receiver sensitivity	-31 dBm (dynamic in link mode (average))
Overrange receiver	-7 dBm (dynamic in link mode (average))
Wavelength	1300 nm
Transmission length incl. 3 dB system reserve	36 km (With F-E 9/125 0.36 dB/km)
	32 km (With F-E 9/125 0.4 dB/km)
	26 km (With F-E 9/125 0.5 dB/km)
Transmission medium	Single-mode fiberglass
Connection method	SC duplex

Standards and Regulations

Electromagnetic compatibility	Conformance with EMC Directive 2014/30/EU
Type of test	Free fall in acc. with IEC 60068-2-32
Test result	1 m
Type of test	Vibration resistance in acc. with EN 60068-2-6/IEC 60068-2-6
Test result	5g, 10...150 Hz, 2.5 h, in XYZ direction
Type of test	Shock in acc. with EN 60068-2-27/IEC 60068-2-27
Test result	25g, 11 ms period, half-sine shock pulse
Free from substances that could impair the application of coating	according to P-VW 3.10.7 57 65 0 VW-AUDI-Seat central standard
Standards/regulations	EN 61000-4-2

FO converters - FL MC EF 1300 SM SC - 2902856

Technical data

Standards and Regulations

Contact discharge	± 6 kV (Test Level 3)
Indirect discharge	± 6 kV
Standards/regulations	EN 61000-4-3
Frequency range	80 MHz ... 3 GHz (Test Level 3)
Standards/regulations	EN 61000-4-4
Comments	Criterion B
Standards/regulations	EN 61000-4-5
Signal	± 1 kV (Data line, asymmetrical)
Standards/regulations	EN 55032
	EN 61000-4-6
Frequency range	0.15 MHz ... 80 MHz
Designation	Air clearances and creepage distances
Standards/regulations	EN 60950-1
Electrical isolation	according to IEEE 802.3
Conformance	CE-compliant
ATEX	# II 3 G Ex nA IIC T4 Gc X
UL, USA/Canada	cULus listed UL 508
	Class I, Zone 2, AEx nA IIC T4
	Class I, Zone 2, Ex nA IIC T4 Gc X
	Class I, Div. 2, Groups A, B, C, D
Noxious gas test	ISA-S71.04-1985 G3 Harsh Group A
Shipbuilding approval	DNV

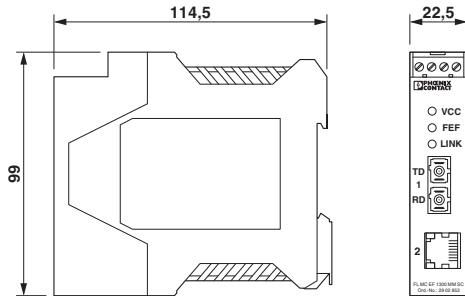
Environmental Product Compliance

REACH SVHC	Lead 7439-92-1
China RoHS	Environmentally Friendly Use Period = 50
	For details about hazardous substances go to tab "Downloads", Category "Manufacturer's declaration"

Drawings

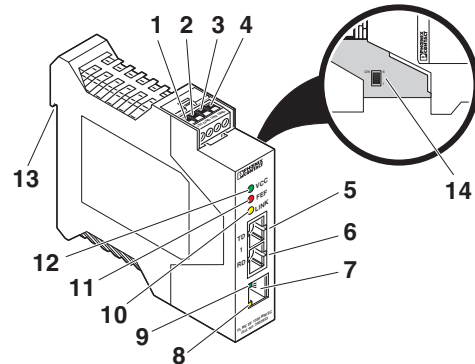
FO converters - FL MC EF 1300 SM SC - 2902856

Dimensional drawing



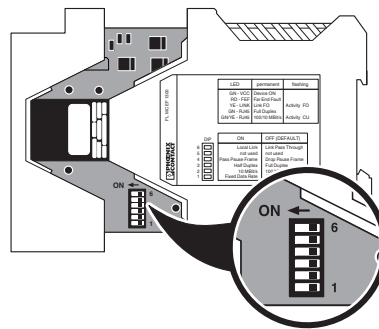
Slim design

Schematic diagram



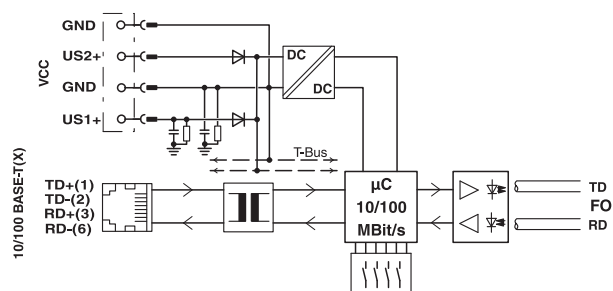
Function elements

Schematic diagram



DIP switches

Block diagram



Approvals

Approvals

Approvals

UL Listed / cUL Listed / EAC / DNV GL / cULus Listed

FO converters - FL MC EF 1300 SM SC - 2902856

Approvals

Ex Approvals

UL Listed / cUL Listed / ATEX / cULus Listed

Approval details

UL Listed		http://database.ul.com/cgi-bin/XYV/template/LISEXT/1FRAME/index.htm	FILE E 238705
cUL Listed		http://database.ul.com/cgi-bin/XYV/template/LISEXT/1FRAME/index.htm	FILE E 238705
EAC			EAC-Zulassung
DNV GL		http://exchange.dnv.com/tari/	TAA00001KR
cULus Listed			

Phoenix Contact 2018 © - all rights reserved
<http://www.phoenixcontact.com>

PHOENIX CONTACT GmbH & Co. KG
Flachmarktstr. 8
32825 Blomberg
Germany
Tel. +49 5235 300
Fax +49 5235 3 41200
<http://www.phoenixcontact.com>