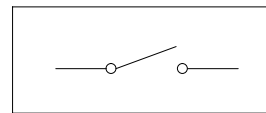
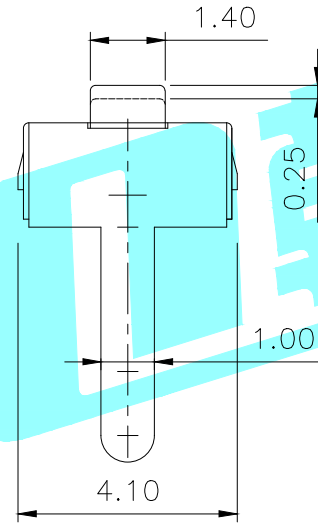
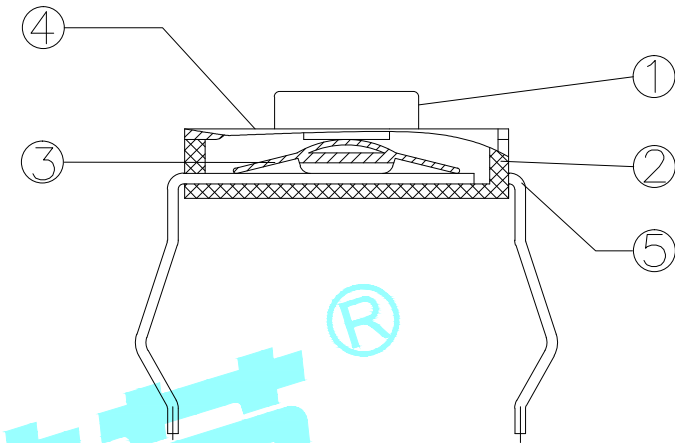


PCB Layout(Pattern Side)



Circuit Diagram



NO.1	
PART NO	vigor
1	90±30
2	130±30
3	180±30
4	250±30
5	350±50

NO.2	
Contact	MATERIAL/QTY.
S	SUS/1PC
C	C5210/1PC
D	SUS/2PCS
F	C5210/2PCS

NO.3-NO.4	
PART NO	NOTE
01~99	SERIAL NUMBER

ITEM	PART NAME	TER'NO.	QTY.	MATERIAL	FINISHING	REMARK
⑤	TERMINAL	—	2	Brass(0.20t)	Ag-PLATED	——
④	Cover	—	1	Sheet Iron	Plating Nickel	——
③	Contact	—	1	Stainless Steel	Ag-PLATED	——
②	Base	—	1	NYLON	Black	——
①	Keystoke	—	1	NYLON	White	——

APPROVALS		DATE	 ELECTRONICS CO.,LTD			
DRAWN	J.X.Zhang	2012/3/18	TITLE:	TACT SWITCHS		
CHECKED			PART NO.	K2-1107DR-A□□W-□□		
APPROVALS			UNIT: mm	SCALE: 1:1	PROJ:	
TOLERANCES ARE		30~以上 ±0.30 10~30 ±0.20 5~10 ±0.15 ~ 5 ±0.10	ANGLE	±2'		
ECN NO.	REV.	DATE.	DRAWING NO.	SHEET 1 OF 1		

ECN NO.	REV.	DATE.	DESCRIPTION.	CHANGE.	CHECK.	APPRO.
	A		NEW			