




120W Dual Output Switching Power Supply

D-120 series



■ Features :

- AC input range selected by switch
- Protections: Short circuit / Overload / Over voltage
- Cooling by free air convection
- 100% full load burn-in test
- Fixed switching frequency at 28KHz
- 2 years warranty

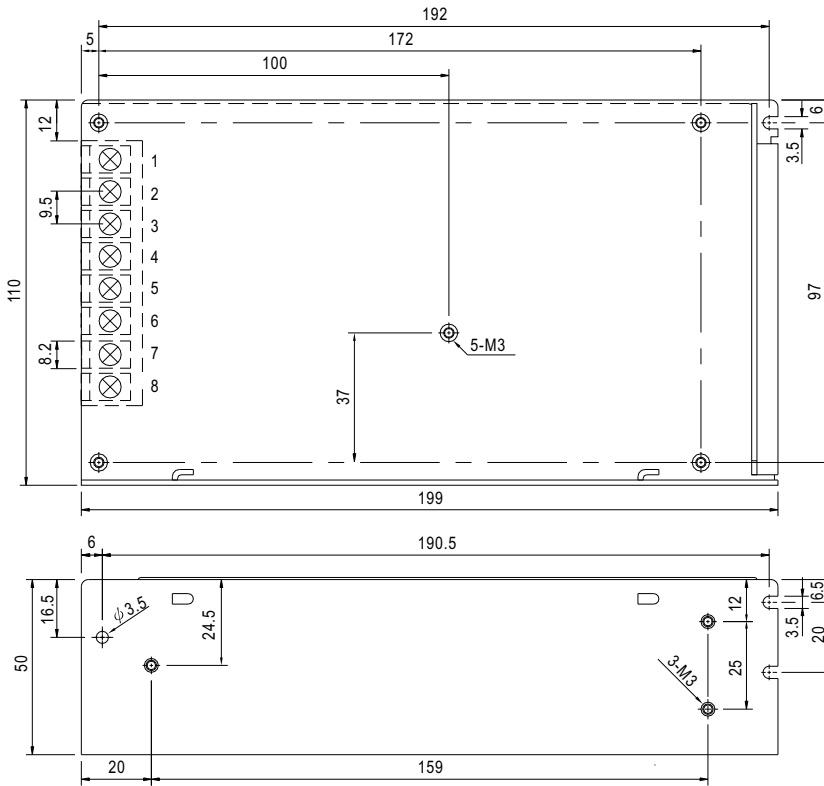


SPECIFICATION

MODEL	D-120A		D-120B		
OUTPUT	OUTPUT NUMBER	CH1	CH2	CH1	CH2
	DC VOLTAGE	5V	12V	5V	24V
	RATED CURRENT	12A	5A	6A	4A
	CURRENT RANGE	2 ~ 12A	0.5 ~ 5A	2 ~ 10A	0.4 ~ 4A
	RATED POWER	120W		126W	
	RIPPLE & NOISE (max.) Note.2	60mVp-p	120mVp-p	60mVp-p	150mVp-p
	VOLTAGE ADJ. RANGE	CH1: 4.75 ~ 5.5V			
	VOLTAGE TOLERANCE Note.3	±2.0%	±6.0%	±2.0%	±7.0%
	LINE REGULATION	±0.5%	±1.0%	±0.5%	±1.0%
	LOAD REGULATION	±0.5%	±5.0%	±0.5%	±6.0%
	SETUP, RISE TIME	200ms, 50ms at full load			
HOLD UP TIME (Typ.)	24ms at full load				
INPUT	VOLTAGE RANGE	88 ~ 132VAC/176 ~ 264VAC selected by switch		248 ~ 370VDC	
	FREQUENCY RANGE	47 ~ 63Hz			
	EFFICIENCY (Typ.)	78%		80%	
	AC CURRENT (Typ.)	2.2A/115VAC	1.3A/230VAC		
	INRUSH CURRENT (Typ.)	COLD START 32A			
LEAKAGE CURRENT	<3.5mA / 240VAC				
PROTECTION	OVERLOAD	105 ~ 135% rated output power Protection type : Shut down o/p voltage, re-power on to recover			
	OVER VOLTAGE	CH1:5.75 ~ 6.75VDC Protection type : Shut down o/p voltage, re-power on to recover			
ENVIRONMENT	WORKING TEMP.	-10 ~ +60°C (Refer to output load derating curve)			
	WORKING HUMIDITY	20 ~ 90% RH non-condensing			
	STORAGE TEMP., HUMIDITY	-20 ~ +85°C, 10 ~ 95% RH			
	TEMP. COEFFICIENT	±0.03%/°C (0~50°C) on +5V output			
VIBRATION	10 ~ 500Hz, 2G 10min./1cycle, 60min. each along X, Y, Z axes				
SAFETY & EMC (Note 4)	SAFETY STANDARDS	UL60950-1, TUV EN60950-1, CCC GB4943 approved			
	WITHSTAND VOLTAGE	I/P-O/P:3KVAC I/P-FG:1.5KVAC O/P-FG:0.5KVAC			
	ISOLATION RESISTANCE	I/P-O/P, I/P-FG, O/P-FG:100M Ohms / 500VDC / 25°C / 70% RH			
	EMI CONDUCTION & RADIATION	Compliance to EN55022 (CISPR22) Class B			
	HARMONIC CURRENT	Compliance to EN61000-3-2,-3			
EMS IMMUNITY	Compliance to EN61000-4-2,3,4,5,6,8,11; ENV50204, EN55024, light industry level, criteria A				
OTHERS	MTBF	272.8K hrs min. MIL-HDBK-217F (25°C)			
	DIMENSION	199*110*50mm (L*W*H)			
	PACKING	0.82Kg; 16pcs/14.2Kg/0.95CUFT			
NOTE	<ol style="list-style-type: none"> 1. All parameters NOT specially mentioned are measured at 230VAC input, rated load and 25°C of ambient temperature. 2. Ripple & noise are measured at 20MHz of bandwidth by using a 12" twisted pair-wire terminated with a 0.1uf & 47uf parallel capacitor. 3. Tolerance : includes set up tolerance, line regulation and load regulation. 4. The power supply is considered a component which will be installed into a final equipment. The final equipment must be re-confirmed that it still meets EMC directives. For guidance on how to perform these EMC tests, please refer to "EMI testing of component power supplies." (as available on http://www.meanwell.com) 				

Mechanical Specification

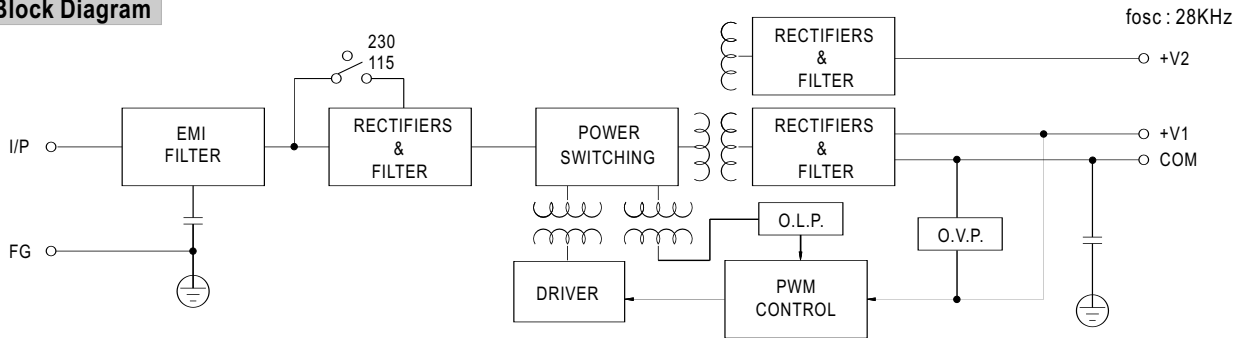
Case No. 906 Unit:mm



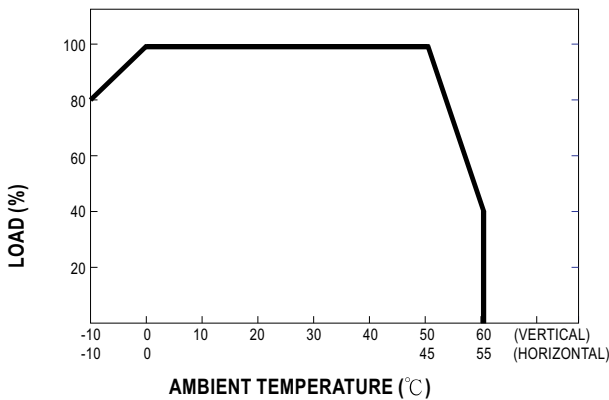
Terminal Pin No. Assignment

Pin No.	Assignment	Pin No.	Assignment
1	AC/L	4	DC OUTPUT +V2
2	AC/N	5,6	DC OUTPUT COM
3	FG	7,8	DC OUTPUT +V1

Block Diagram



Derating Curve



Static Characteristics(B)

