

"High Frequency Ceramic Solutions"

Preliminary

3.55 GHz High Pass Filter

P/N 3550HP15A0500

Detail Specification: 12/16/08

Page 1 of 2

General Specifications

Part Number	3550HP15A0500
Freq Range (MHz)	3300 - 3800
Insertion Loss	0.6 dB max. @ 25°C
	0.8 dB max. @ -40~85°C
Return Loss	9.5 dB min.
Attenuation (min.)	40 dB @ 1710-1910 MHz

Impedance	50 Ω
Operating Temperature	-40 to +85°C
Storage Temperature	+5 ~ +35°C, Humidity 45~75%RH, 12 mos. Max
Reel Quantity	4,000
Input Power	2W max.

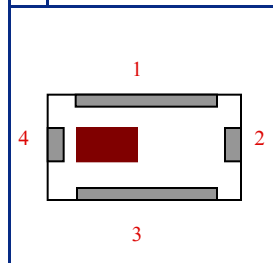
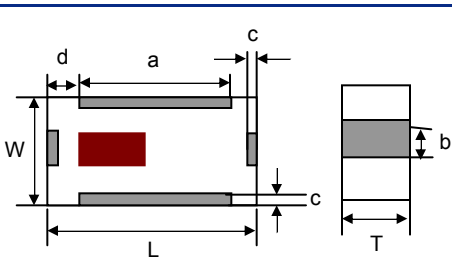
Termination Style	100% Tin	Suffix = "None"	eg. 5200HP15A4200
	Tin / Lead	Suffix = "/Pb"	eg. 5200HP15A4200/Pb

Terminal Configuration

No.	Function
1	GND
2	OUT
3	GND
4	IN

Mechanical Dimensions

	In	mm
L	0.079 ± 0.006	2.00 ± 0.15
W	0.049 ± 0.004	1.25 ± 0.10
T	0.037 ± 0.004	0.95 ± 0.10
a	0.051 ± 0.006	1.30 ± 0.15
b	0.012 ± 0.006	0.30 ± 0.15
c	0.010 ± 0.006	0.25 ± 0.15
d	0.014 ± 0.006	0.35 ± 0.15

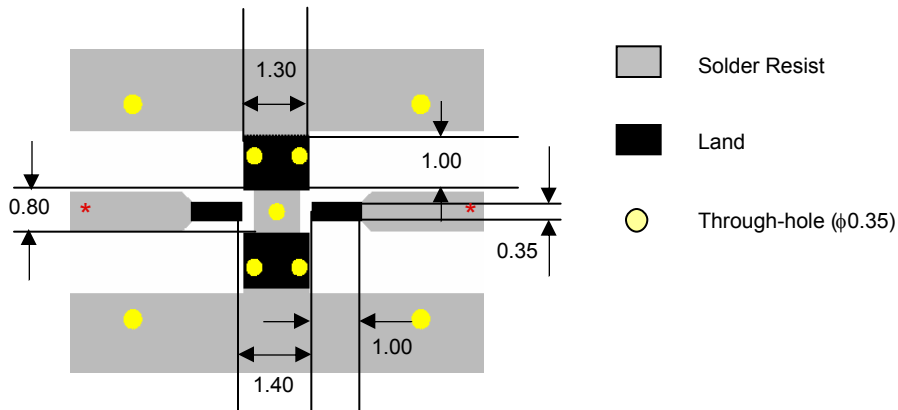


Mounting Considerations

Mount these devices with brown mark facing up.

*Line width should be designed to provide 50Ω impedance matching characteristics.

Units: mm



Johanson Technology, Inc. reserves the right to make design changes without notice.

All sales are subject to Johanson Technology, Inc. terms and conditions.



www.johansontechology.com

4001 Calle Tecate • Camarillo, CA 93012 • TEL 805.389.1166 FAX 805.389.1821

2008 Johanson Technology, Inc. All Rights Reserved

"High Frequency Ceramic Solutions"

Preliminary

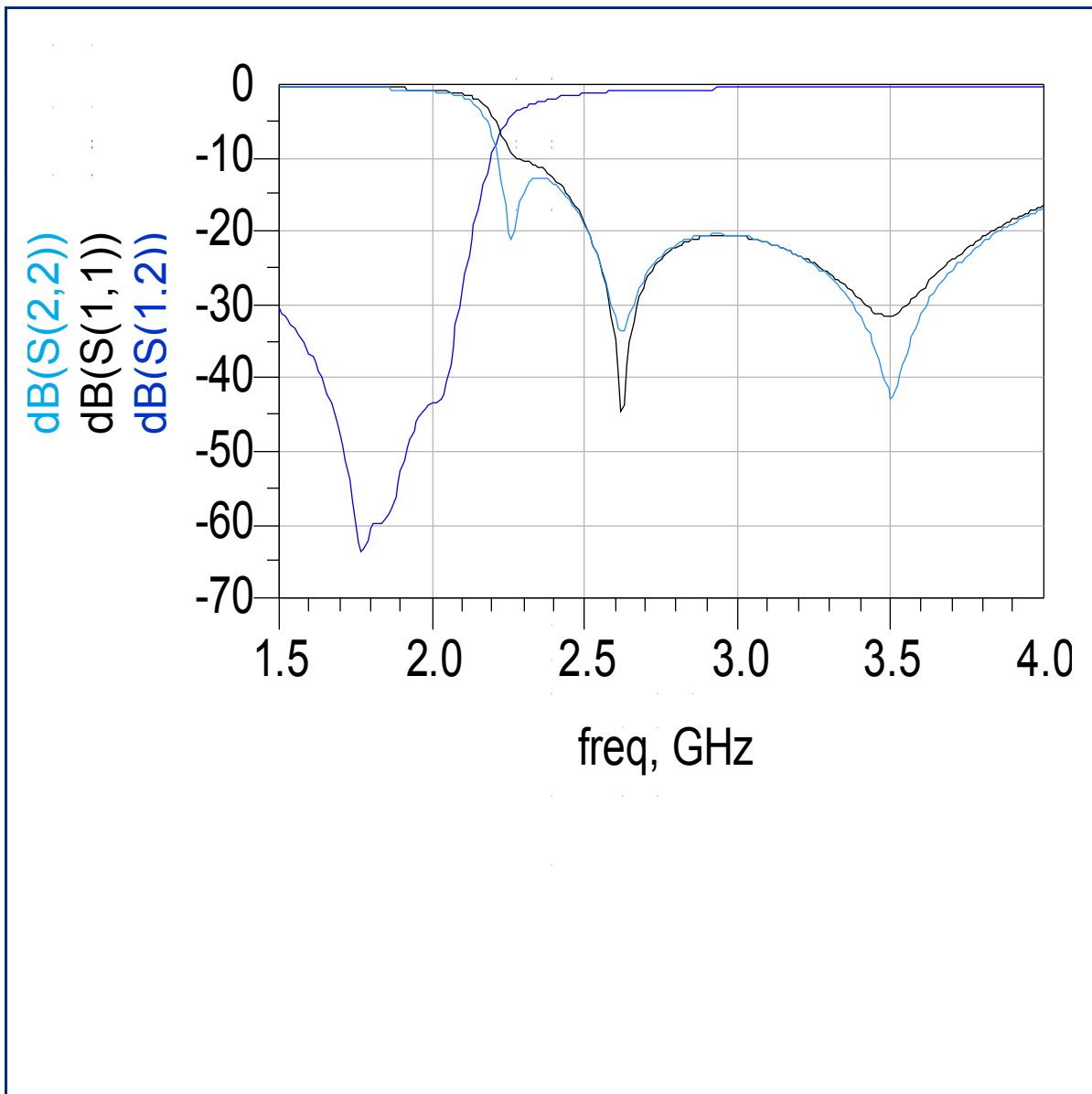
3.55 GHz High Pass Filter

P/N 3550HP15A0500

Detail Specification: 12/16/08

Page 2 of 2

Typical Electrical Performance (T=25°C)



Johanson Technology, Inc. reserves the right to make design changes without notice.

All sales are subject to Johanson Technology, Inc. terms and conditions.



www.johansontechnology.com

4001 Calle Tecate • Camarillo, CA 93012 • TEL 805.389.1166 FAX 805.389.1821

2008 Johanson Technology, Inc. All Rights Reserved