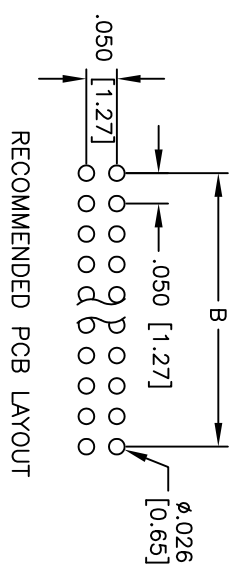
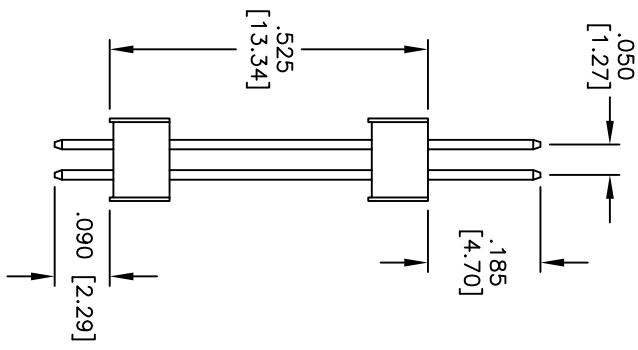
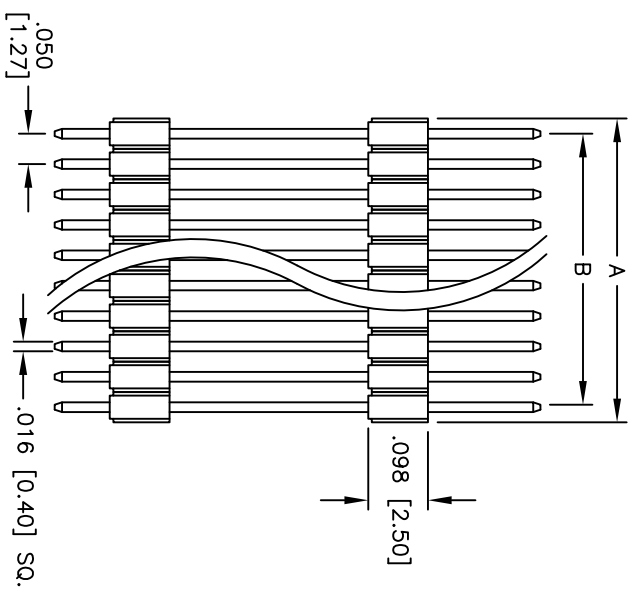
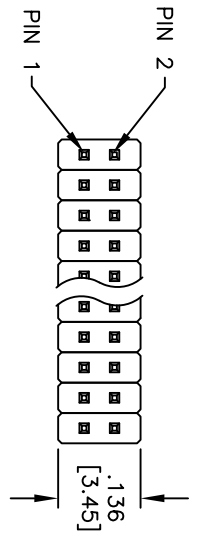


Rev	AWO #	Description	Date	Appr
-		RELEASED	8/18/10	

APPROVED: _____
 DATE: _____ TITLE: _____



A = .050 [1.27] x No. of Positions Per Row
 B = .050 [1.27] x No. of Spaces

UNLESS OTHERWISE SPECIFIED
 ALL DIMENSIONS ARE IN INCHES [MM]
 TOLERANCES: EXCEPT AS NOTED
 INCHES HOLE SIZES
 .X ± .10 ØXX ± .10
 .XX ± .020 ØXXX ± .015
 .XXX ± .015 ØXXXX ± .010

ADAM TECH
 909 Rahway Avenue, Union, NJ 07083
 Phone: 908-687-5000 Fax: 908-687-5710

TITLE: .050 [1.27] DUAL ROW PIN HEADER
 DUAL INSULATOR, 2.5mm HEIGHT

SPECIFICATIONS:
 Material: Insulator: PBT, rated UL 94V-0
 Insulator color: Black
 Contacts: Brass
 Plating: Gold flash over Nickel underplate on contact area, Tin over Copper underplate on tails.
 Electrical: Current rating: 1 Amp max.
 Contact resistance: 20 mohms max. initial
 Insulation resistance: 5,000 Mohms min.
 Dielectric withstanding voltage: 500 VAC for 1 minute
 Temperature Rating: Operating temperature: -40°C to +105°C
 Environmental: Lead free, RoHS compliant
 Recommended soldering temp: 235°C for 5 seconds



DRAWN		DRY	8/18/10	SIZE	PART NO.	REV.
CHECKED				X	DHPH-2C-XX-SG-.185/.090/.525	-
APPROVED				REF: S00089T	SCALE: NTS	SHEET 1 OF 1