

PLEASE CHECK WWW.MOLEX.COM FOR LATEST PART INFORMATION

Part Number: [0908143612](#)
Status: **Active**
Overview: [picoflex](#)
Description: 1.27mm (.050") Pitch Picoflex® PF-50 SMT Header, Vertical, Low Profile, Surface Mount, Gold, 12 Circuits, Glow Wire Compatible

Documents:

[3D Model](#) [Product Specification PS-99020-0011 \(PDF\)](#)
[Drawing \(PDF\)](#) [RoHS Certificate of Compliance \(PDF\)](#)

Agency Certification

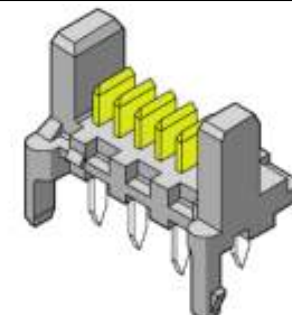
UL E29179

General

Product Family PCB Headers
 Series [90814](#)
 Application Wire-to-Board
 Application Tooling Part Link 690081070
 Comments Low Profile SMT
 Overview [picoflex](#)
 Product Name Picoflex®

Physical

Breakaway No
 Circuits (Loaded) 12
 Color - Resin Natural
 Durability (mating cycles max) 100
 First Mate / Last Break No
 Flammability 94V-0
 Glow-Wire Compliant Yes
 Guide to Mating Part No
 Keying to Mating Part None
 Lock to Mating Part Yes
 Material - Metal Brass
 Material - Plating Mating Gold
 Material - Resin High Temperature Thermoplastic
 Number of Rows 1
 Orientation Vertical
 PCB Locator No
 PCB Retention Yes
 PCB Thickness Recommended (in) 0.063 In
 PCB Thickness Recommended (mm) 1.60 mm
 Packaging Type Tube
 Pitch - Mating Interface (in) 0.050 In
 Pitch - Mating Interface (mm) 1.27 mm
 Pitch - Term. Interface (in) 0.050 In
 Pitch - Term. Interface (mm) 1.27 mm
 Plating min: Mating (µin) 30.4
 Plating min: Mating (µm) 0.76
 Plating min: Termination (µin) 4
 Plating min: Termination (µm) 0.1
 Polarized to Mating Part Yes
 Polarized to PCB No
 Shrouded Open Ends
 Stackable No
 Surface Mount Compatible (SMC) Yes



Series

image - Reference only

EU RoHS

ELV and RoHS Compliant

REACH SVHC

Contains SVHC: No

Halogen-Free

Status

Not Reviewed

China RoHS



Need more information on product environmental compliance?

Email productcompliance@molex.com
 For a multiple part number RoHS Certificate of Compliance, [click here](#)

Please visit the [Contact Us](#) section for any non-product compliance questions.

Search Parts in this Series

[90814Series](#)

Mates With

[90327 IDT Connector](#)

Application Tooling | FAQ

Tooling specifications and manuals are found by selecting the products below. Crimp Height Specifications are then contained in the Application Tooling Specification document.

Global

| Description | Product # |
|---|----------------------------|
| Extraction Tool (Plastic) for 90327 Connector, 4-26 Circuit | 0690081070 |

Temperature Range - Operating -40°C to +105°C
Termination Interface: Style Surface Mount

Electrical

Current - Maximum per Contact 2.4A
Voltage - Maximum 250V AC/DC

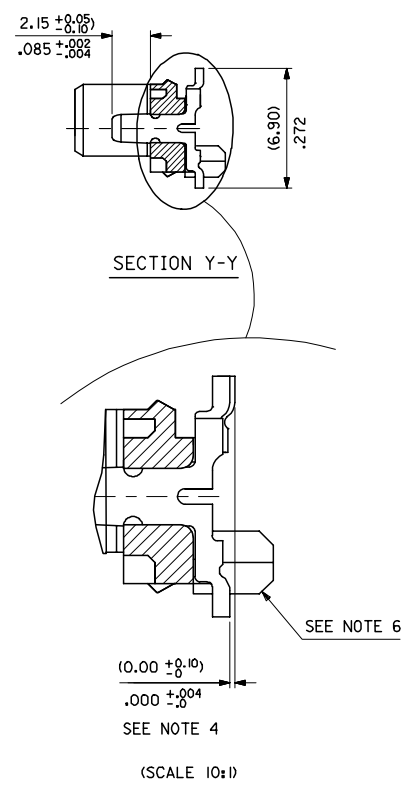
Material Info

Reference - Drawing Numbers

Packaging Specification PK-90814-001
Product Specification PS-99020-0011
Sales Drawing SDA-90814

This document was generated on 05/26/2010

PLEASE CHECK WWW.MOLEX.COM FOR LATEST PART INFORMATION



- NOTES:
- MATERIAL: HOUSING: NYLON 4/6 30% G.F., UL 94 V-0, NATURAL (BEIGE)
TERMINAL- CARTRIDGE BRASS (0.28)/0.11 REF THICK
 - PLATING:
TIN: TIN (3-5UM)/120uin-200uin OVER (1.27um)/51uin MIN NICKEL.
GOLD: (0.76UM)/30UIN SELECTIVE GOLD AND (0.10-0.20UM)/4UIN-8UIN GOLD FLASH OVER (1.27UM)/50UIN NICKEL UNDERCOAT
 - MATES WITH MOLEX 90327 PART SERIES
 - ALL SMT TAILS TO LIE WITHIN A COPLANARITY BAND OF (0.0)/.0 - (0.10)/.004 REF. FROM EACH OTHER.
 - FOR TAPE & REEL PACKAGING DETAILS SEE SDA-90814-9001
 - PCB PEGS ARE OPTIONAL
 - PCB LAYOUT SHOWN ON SHEET 2

90814 - **

CIRCUIT SIZE

| | PCB PEGS | TUBE PACKED | TAPE & REEL PACKED | POLARIZING PEG HEIGHT DIM. E |
|---|----------|-------------|--------------------|------------------------------|
| 0 | YES | YES | NO | (6.40)/.252 |
| 2 | YES | NO | YES | (6.40)/.252 |
| 3 | NO | YES | NO | (6.40)/.252 |
| 5 | NO | NO | YES | (6.40)/.252 |
| 6 | NO | YES | NO | (4.10)/.161 |
| 7 | NO | NO | YES | (4.10)/.161 |
| 8 | YES | YES | NO | (4.10)/.161 |
| 9 | YES | NO | YES | (4.10)/.161 |

0= (3-5UM)/120-200UIN TIN VERSION
3= (0.76UM)/30UIN GOLD VERSION

| 90814-**-34 | 34 | (46.96)/1.849 | (41.91)/1.650 | (45.76)/1.802 | 10 | NO |
|-------------|----------------|---------------|---------------|---------------|--|--------|
| 90814-**-26 | 26 | (36.80)/1.449 | (31.75)/1.250 | (35.60)/1.402 | 14 | YES |
| 90814-**-24 | 24 | (34.26)/1.349 | (29.21)/1.150 | (33.06)/1.302 | 15 | YES |
| 90814-**-22 | 22 | (31.72)/1.249 | (26.67)/1.050 | (30.52)/1.202 | 16 | YES |
| 90814-**-20 | 20 | (29.18)/1.149 | (24.13)/.950 | (27.98)/1.102 | 18 | YES |
| 90814-**-18 | 18 | (26.64)/1.049 | (21.59)/.850 | (25.44)/1.002 | 20 | YES |
| 90814-**-16 | 16 | (24.10)/.949 | (19.05)/.750 | (22.90)/.902 | 22 | YES |
| 90814-**-14 | 14 | (21.56)/.849 | (16.51)/.650 | (20.36)/.802 | 25 | YES |
| 90814-**-12 | 12 | (19.02)/.749 | (13.97)/.550 | (17.82)/.702 | 28 | YES |
| 90814-**-10 | 10 | (16.48)/.649 | (11.43)/.450 | (15.28)/.602 | 32 | YES |
| 90814-**-08 | 8 | (13.94)/.549 | (8.89)/.350 | (12.74)/.502 | 38 | YES |
| 90814-**-06 | 6 | (11.40)/.449 | (6.35)/.250 | (10.20)/.402 | 46 | YES |
| 90814-**-04 | 4 | (8.86)/.349 | (3.81)/.150 | (7.66)/.302 | 60 | YES |
| PART NO. | NUMBER OF CKTS | DIMN. A | DIMN. B | DIMN. C | QUANTITY OF PARTS PER TUBE (-0**/-*3**/-*6** & -*8** VERSIONS) | TOOLED |

REDUCED CO-PL. TOL
EC NO: E2007-0304
DRAWN: IDEENEHY 2006/11/07
CHKD: DMORLARTY 2006/11/07
APPR: IDEENEHY 2006/11/13

QUALITY SYMBOLS
▽=0
▽=0

GENERAL TOLERANCES (UNLESS SPECIFIED)
mm INCH
4 PLACES ± --- ± ---
3 PLACES ± --- ± .004
2 PLACES ± 0.10 ± ---
1 PLACE ± --- ± ---
ANGULAR ±1/2°

DIMENSION STYLE
MM/IN

SCALE
5:1

DESIGN UNITS
METRIC

THIRD ANGLE PROJECTION

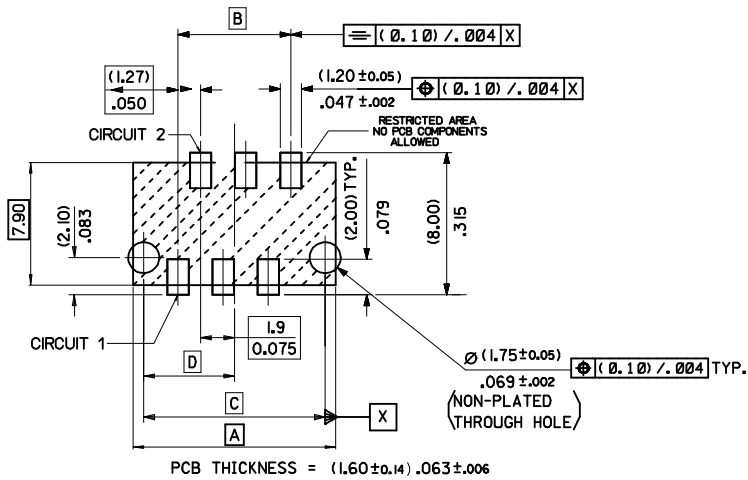
PICOFLEX SMT HEADER

MOLEX INCORPORATED

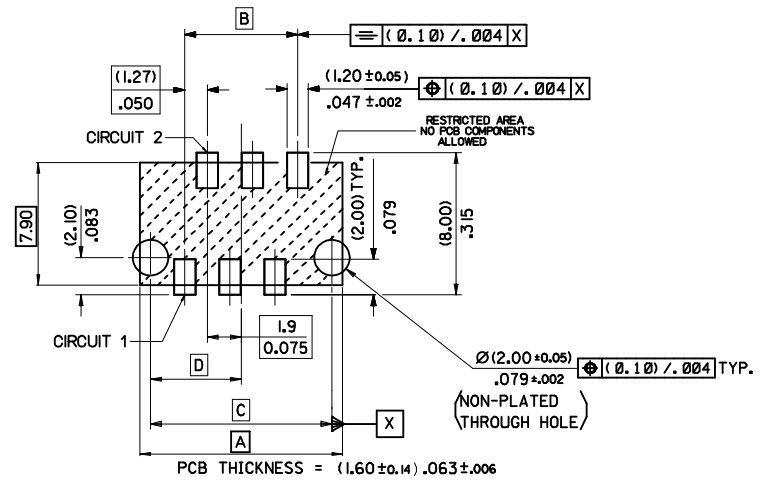
SDA-90814

SHEET NO. 1 OF 2

THIS DRAWING CONTAINS INFORMATION THAT IS PROPRIETARY TO MOLEX INCORPORATED AND SHOULD NOT BE USED WITHOUT WRITTEN PERMISSION



PCB LAYOUT FOR TRANSITION FIT WITH PCB PEGS
 HEADER VERSIONS 90814-0**/-*2**/-*8**/-*9**,
 VIEWED FROM COMPONENT SIDE



PCB LAYOUT FOR CLEARANCE FIT WITH PCB PEGS
 HEADER VERSIONS 90814-0**/-*2**/-*8**/-*9**,
 VIEWED FROM COMPONENT SIDE



PCB THICKNESS = (1.60 ± 0.14) .063 ± 0.006

PCB LAYOUT FOR HEADERS WITHOUT PCB PEGS
 HEADER VERSIONS 90814-3**/-*5**/-*6**/-*7**,
 VIEWED FROM COMPONENT SIDE

| | | | | | |
|------------|----------------|---------------|---------------|---------------|--------------|
| 90814-0034 | 34 | (46.96)/1.849 | (41.91)/1.650 | (45.76)/1.802 | (22.88)/.901 |
| 90814-0026 | 26 | (36.80)/1.449 | (31.75)/1.250 | (35.60)/1.402 | (17.80)/.701 |
| 90814-0024 | 24 | (34.26)/1.349 | (29.21)/1.150 | (33.06)/1.302 | (16.53)/.651 |
| 90814-0022 | 22 | (31.72)/1.249 | (26.67)/1.050 | (30.52)/1.202 | (15.26)/.601 |
| 90814-0020 | 20 | (29.18)/1.149 | (24.13)/.950 | (27.98)/1.102 | (13.99)/.551 |
| 90814-0018 | 18 | (26.64)/1.049 | (21.59)/.850 | (25.44)/1.002 | (12.72)/.501 |
| 90814-0016 | 16 | (24.10)/.949 | (19.05)/.750 | (22.90)/.902 | (11.45)/.451 |
| 90814-0014 | 14 | (21.56)/.849 | (16.51)/.650 | (20.36)/.802 | (10.18)/.401 |
| 90814-0012 | 12 | (19.02)/.749 | (13.97)/.550 | (17.82)/.702 | (8.91)/.351 |
| 90814-0010 | 10 | (16.48)/.649 | (11.43)/.450 | (15.28)/.602 | (7.64)/.301 |
| 90814-0008 | 8 | (13.94)/.549 | (8.89)/.350 | (12.74)/.502 | (6.37)/.251 |
| 90814-0006 | 6 | (11.40)/.449 | (6.35)/.250 | (10.20)/.402 | (5.10)/.201 |
| 90814-0004 | 4 | (8.86)/.349 | (3.81)/.150 | (7.66)/.302 | (3.83)/.151 |
| PART NO. | NUMBER OF CKTS | DIMN. A | DIMN. B | DIMN. C | DIMN. D |

| | | | | | | |
|---|--|---------------------------------------|---|--|------------------------------|------------------------|
| ADDED PART FOOTPRINT EC NO: E2009-0235 DRAWN: BYRNES 2008/11/07 CHKD: 2008/11/10 APPR: WALLACE 2008/11/10 | QUALITY SYMBOLS ▽=0 ▽=0 | GENERAL TOLERANCES (UNLESS SPECIFIED) | DIMENSION STYLE MM ONLY | SCALE 5:1 | DESIGN UNITS METRIC | THIRD ANGLE PROJECTION |
| | 4 PLACES ± --- ± --- 3 PLACES ± --- ± --- 2 PLACES ± 0.10 ± --- 1 PLACE ± 0.2 ± --- ANGULAR ± 1/2° | mm INCH | DRAWN BY DMCNAMAR CHECKED BY BMAGUIRE APPROVED BY MWILHITE MATERIAL NO. | DATE 2001/08/23 DATE 2001/08/23 DATE 2001/08/23 | TITLE PICOFLEX SMT HEADER | MOLEX INCORPORATED |
| DRAFT WHERE APPLICABLE MUST REMAIN WITHIN DIMENSIONS | SIZE A2 | SEE CHART | | DOCUMENT NO. SDA-90814 | SHEET NO. 2 OF 2 | |
| THIS DRAWING CONTAINS INFORMATION THAT IS PROPRIETARY TO MOLEX INCORPORATED AND SHOULD NOT BE USED WITHOUT WRITTEN PERMISSION | | | | | | |