

MICRO ELECTRONICS

MO456FA/C-H-R

HIGH EFFICIENCY
LOW CURRENT
0.56" FOUR DIGIT
ORANGE LED DISPLAYS

FEATURES:

Low Cost

Low Power Requirements

High Contrast

Wide Viewing Angle

Common Anode : MO456FA-H-R

Common Cathode : MO456FC-H-R

ABSOLUT MAXIMUM RATINGS

Power Dissipation / Segment	75mW
Peak Forward Current / Segment (Pulse Width \leq 1mS , Duty Ratio = 1/10)	100mA
Continuous Forward current / Segment	25mA
Revers Voltage / Segment	5V
Operation Temperature Range	-20°C TO +80°C
Storage Temperature Range	-25°C TO +85°C
Solder Temperature (1/16 Inch from body)	260°C
Maximum Soldering Time(\leq 260°C)	5 sec

ELECTRO-OPTICAL CHARACTERISTICS (Ta = 25°C)

PARAMETER	SYMBOL	MIN	TYP	MAX	UNIT	CONDITIONS
Average Luminous Intensity	IV	8	14		mcd	IF= 1mA
Luminous Intensity Matching Ratio				2:1		IF= 20mA
Forward Voltage Any Segment	VF		2.0	2.5	V	IF=20mA
Reverse Current Any Segment	IR			100	μ A	VR=5V
Dominant Wavelength	λ_D	620	625	630	nm	IF= 20mA
Spectral Line Half Width	$\Delta\lambda$		17		nm	IF= 20mA



MICRO ELECTRONICS LTD.

美科有限公司

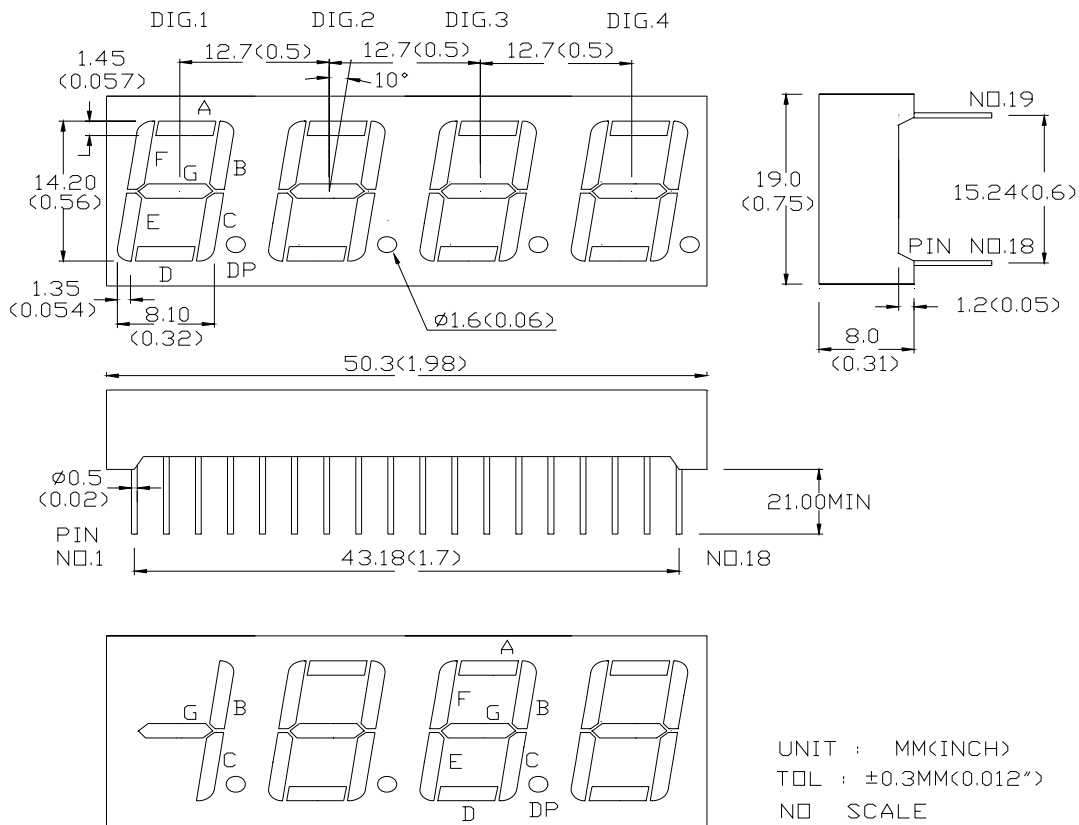
7/F, Enterprise Square Three, 39 Wang Chiu Road, Kowloon Bay, Kowloon, Hong Kong.
TEL: (852) 23430181 FAX: (852) 23410321
HOMEPAGE: <http://www.microelectr.com.hk>

REV : B

06/5/9

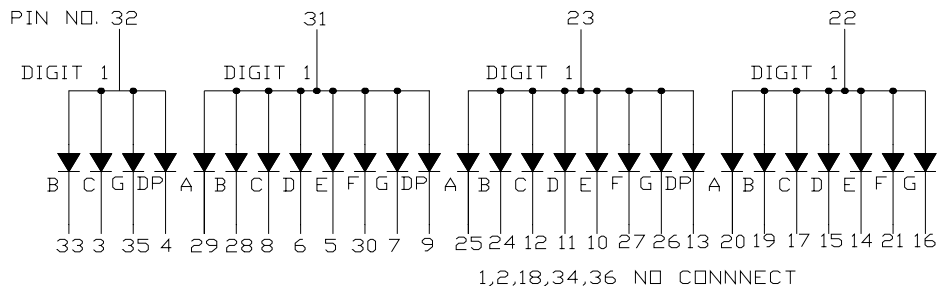
MO456FA/C-H-R

MECHANICAL OUTLINE:

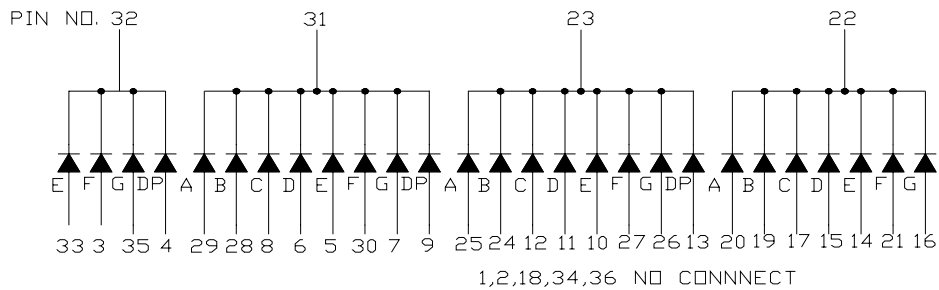


CIRCUIT DIAGRAM:

(A) COMMON ANODE



(B) COMMON CATHODE



REV : B
06/5/9