


CMB-Series

THERMAL CIRCUIT PROTECTORS

The CMB-Series is a compact, single pole, push-to-reset family of thermal circuit breakers designed to protect equipment. Utilizing simple, precision design with few moving parts, these breakers offer cost effective, extremely reliable circuit protection with high resistance against shock and vibration.



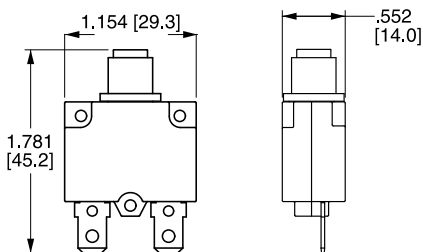
Product Highlights:

- Ratings from 3-20A, 125, 250VAC, 32VDC
- 2500 VAC/1 minute
- 60°C Max Operating Temperature
- 2500A @ 32VDC Interrupting Capacity
- 100M ohms Insulation Resistance
- Voltage drop <0.25 V
- UL, cUL, CSA, TUV, CE
- UL1500/ISO8846 for ignition protection/marine

Applications:

- Household Appliances
- Transportation
- Marine
- Power Strips
- Medical Equipment
- Audio Visual Equipment
- Power Supplies
- ROHS Compliant

Dimensional Specifications: in. [mm]



CMB - 10 3 - 11 C 3 N - B - A /10

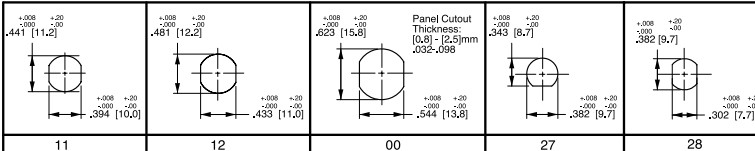
1 Series 2 Rating 3 Voltage 4 Mounting Hole 5 Bushing Type 6 Mounting Nut 7 Indicator Plate 8 Button 9 Terminal 10 Button Marking

1 SERIES CMB

3 VOLTAGE 3 125-250VAC/ 32 VDC

2 RATING	10	10 amps	
03	3 amps	12	12 amps
04	4 amps	13	13 amps
05	5 amps	14	14 amps
06	6 amps	15	15 amps
07	7 amps	16	16 amps
08	8 amps	20	20 amps

4 MOUNTING HOLE



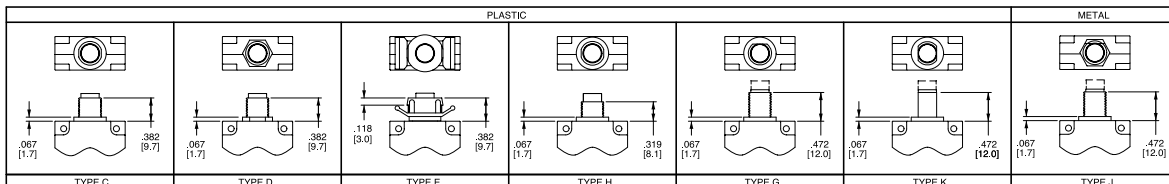
5 BUSHING

PLASTIC

- C 4 Type C
- D 4 Type D
- E 5 Type E
- G 8 Type G
- H 6 Type H
- K 13 Type K

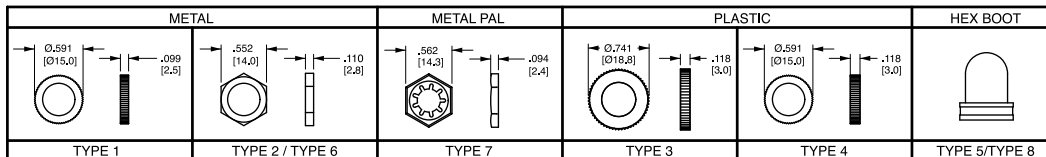
METAL

- J 8 Type J



6 MOUNTING NUT 7

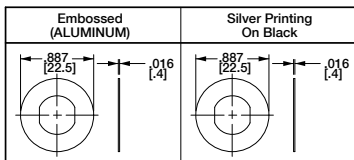
- N None
- 1 Type 1
- 2 Type 2
- 3 11 Type 3
- 4 Type 4
- 5 Type 5
- 6 14 Type 6
- 7 9 Type 7
- 8 9 Type 8



NOTE: Type 5 is clear hex boot. Type 8 is black hex boot (available for bushings G, J & K only); Type 3 nut includes molded in "PRESS TO RESET" marking.

7 INDICATOR PLATE 7

- N None
- A Embossed Legend
- B Silver Printing on Black



All indicator plates are marked "Suppl. Prot. press to reset".

Notes: All dimensions are in [mm]. Tolerance ± 0.05 [.127] unless otherwise specified.

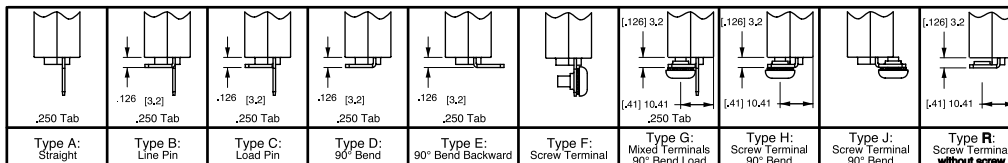
- 1 Used with bushing C or D only.
- 2 Used with H bushing only.
- 3 Used with bushing E only.
- 4 Used with M11 mounting hole only.
- 5 Used with mounting hole 00 only.
- 6 Used with M12 mounting hole only.
- 7 All hardware available separately. Consult factory.
- 8 Available with mounting hole 27 only.
- 9 Available with G, J or K bushing only.
- 10 Amp rating must match button marking (ex: 20 will be marked on the button of CMB-203-27G3N-W-A/20)
- 11 Includes molded in "PRESS TO RESET" marking.
- 12 Available with K bushing only.
- 13 Available with mounting hole 28 only.
- 14 Thickness is 3.0 mm, .118 in.
- 15 Available with G or J bushing only.

8 BUTTON

- B Black
- R Red
- W White

9 TERMINAL

- A Type A
- B Type B
- C Type C
- D Type D
- E Type E
- F Type F
- G Type G
- H Type H
- J Type J
- R Type R



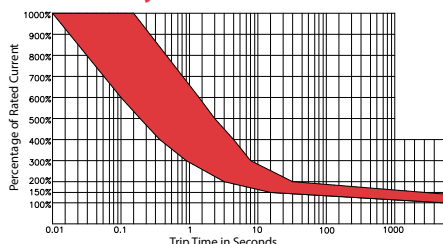
F,G,H,J TERMINALS ARE 8-32 UNC

10 BUTTON MARKING (IF BLANK, NO MARKING)¹⁰

Button Marking Orientation: line load

03	3 amp	05	5 amp	07	7 amp	10	10 amp	13	13 amp	15	15 amp	20	20 amp
04	4 amp	06	6 amp	08	8 amp	12	12 amp	14	14 amp	16	16 amp		

Time Delay



Overload	Trip Time
100%	No Trip
150%	Trip in 1 hr
200%	4.0 ~ 40 sec.
300%	0.9 ~ 8.0 sec.
400%	0.42 ~ 5.0 sec.
500%	0.25 ~ 3.0 sec.
600%	0.01 ~ 1.8 sec.

Time Trip Factor ¹	
-10 °C	x 1.70
-5 °C	x 1.60
0 °C	x 1.50
5 °C	x 1.40
10 °C	x 1.30
15 °C	x 1.20
20 °C	x 1.10
25 °C	x 1.00

Time Trip Factor ¹	
30 °C	x 0.90
35 °C	x 0.85
40 °C	x 0.80
45 °C	x 0.75
50 °C	x 0.70
55 °C	x 0.65
60 °C	x 0.60

Notes:
1. Trip Time factor is a guideline that indicates ambient temperature effect on trip times at various overload values.

*Manufacturer reserves the right to change product specification without prior notice.

Authorized Sales Representatives and Distributors

Click on a region of the map below to find your local representatives and distributors or visit www.carlingtech.com/findarep.



About Carling

Founded in 1920, Carling Technologies is a leading manufacturer of electrical and electronic switches and assemblies, circuit breakers, electronic controls, power distribution units, and multiplexed power distribution systems. With four ISO registered manufacturing facilities and technical sales offices worldwide, Carling Technologies Sales, Service and Engineering teams do much more than manufacture electrical components, they engineer powerful solutions! To learn more about Carling please visit www.carlingtech.com/company-profile.

To view all of Carling's environmental, quality, health & safety certifications please visit www.carlingtech.com/environmental-certifications

Worldwide Headquarters

Carling Technologies, Inc.
60 Johnson Avenue, Plainville, CT 06062
Phone: 860.793.9281 **Fax:** 860.793.9231
Email: sales@carlingtech.com

Northern Region Sales Office: nrsm@carlingtech.com
Southeast Region Sales Office: sersm@carlingtech.com
Midwest Region Sales Office: mrrsm@carlingtech.com
West Region Sales Office: wrsm@carlingtech.com
Latin America Sales Office: larsm@carlingtech.com

Asia-Pacific Headquarters

Carling Technologies, Asia-Pacific Ltd.,
Suite 1607, 16/F Tower 2, The Gateway,
Harbour City, 25 Canton Road,
Tsimshatsui, Kowloon, Hong Kong
Phone: Int + 852-2737-2277 **Fax:** Int + 852-2736-9332
Email: sales@carlingtech.com.hk

Shenzhen, China: shenzhen@carlingtech.com
Shanghai, China: shanghai@carlingtech.com
Pune, India: india@carlingtech.com
Kaohsiung, Taiwan: taiwan@carlingtech.com
Yokohama, Japan: japan@carlingtech.com

Europe | Middle East | Africa Headquarters

Carling Technologies LTD
4 Airport Business Park, Exeter Airport,
Clyst Honiton, Exeter, Devon, EX5 2UL, UK
Phone: Int + 44 1392.364422 **Fax:** Int + 44 1392.364477
Email: ltd.sales@carlingtech.com

Germany: gmbh@carlingtech.com
France: sas@carlingtech.com



Carling Technologies®

Innovative Designs. Powerful Solutions.