

NF3000C-SVL Series (RoHS Compliant)

3-phase 3-line 500VAC



LOW LEAKAGE CURRENT
AND SPACE SAVING BOOK TYPE



UL1283/CSA C22.2 No8(C-UL) (file No.E102708)
EN60939-2 (file No.R50147282)

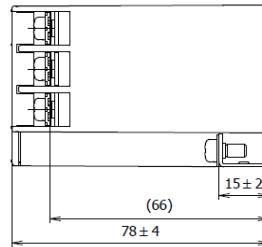
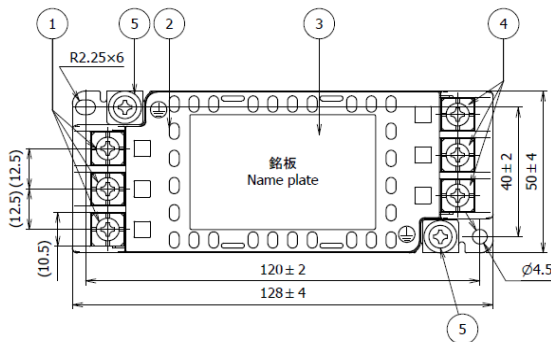
Applications

AC servo, Semiconductor equipment, Machining tool, General-purpose inverter and servo

Specifications

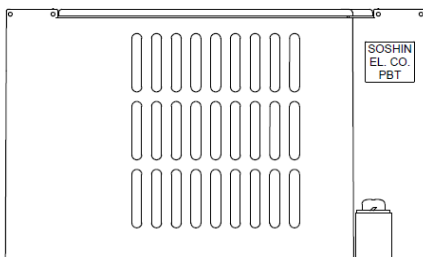
Part No.	Rated Current	Weight	
NF3010C-SVL	10A	0.6kg	fig1
NF3020C-SVL	20A	0.7kg	
NF3030C-SVL	30A		
NF3040C-SVL	40A	1.1kg	fig2
NF3050C-SVL	50A		
NF3060C-SVL	60A	2.6kg	fig3
NF3080C-SVL	80A		
NF3100C-SVL	100A	2.7kg	fig4
NF3150C-SVL	150A	4.3kg	
NF3180C-SVL	180A		
NF3200C-SVL	200A	6.9kg	fig5
NF3250C-SVL	250A	8.1kg	
NF3300C-SVL	300A		
Rated Voltage	500VAC max		
Leakage Current	10-180A: 2.5mA / 200-300A: 10mA max 400VAC 50Hz By UL1283		
Ambient temp.	-20 up to 50 Deg.C		

fig.1 (10~30A)

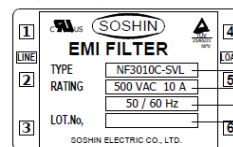


No	名称 Part name	仕様 Specification	備考 Note
1	入力端子 Input terminal	M4	
2	ケース Case	PBT	
3	銘板 Name plate		
4	出力端子 Output terminal	M4	
5	アース端子 Earth terminal	M4	

注) 付属の端子ネジ以外のネジは
使用しないでください
Note: Use only an attached screw.



銘板表示例: NF3010C-SVL
Example of Name plate



Model name (品名)
Rated voltage and current
(定格電圧および定格電流)
Rated frequency (定格周波数)
Lot No. (ロットNo.)

fig.2 (40~60A)

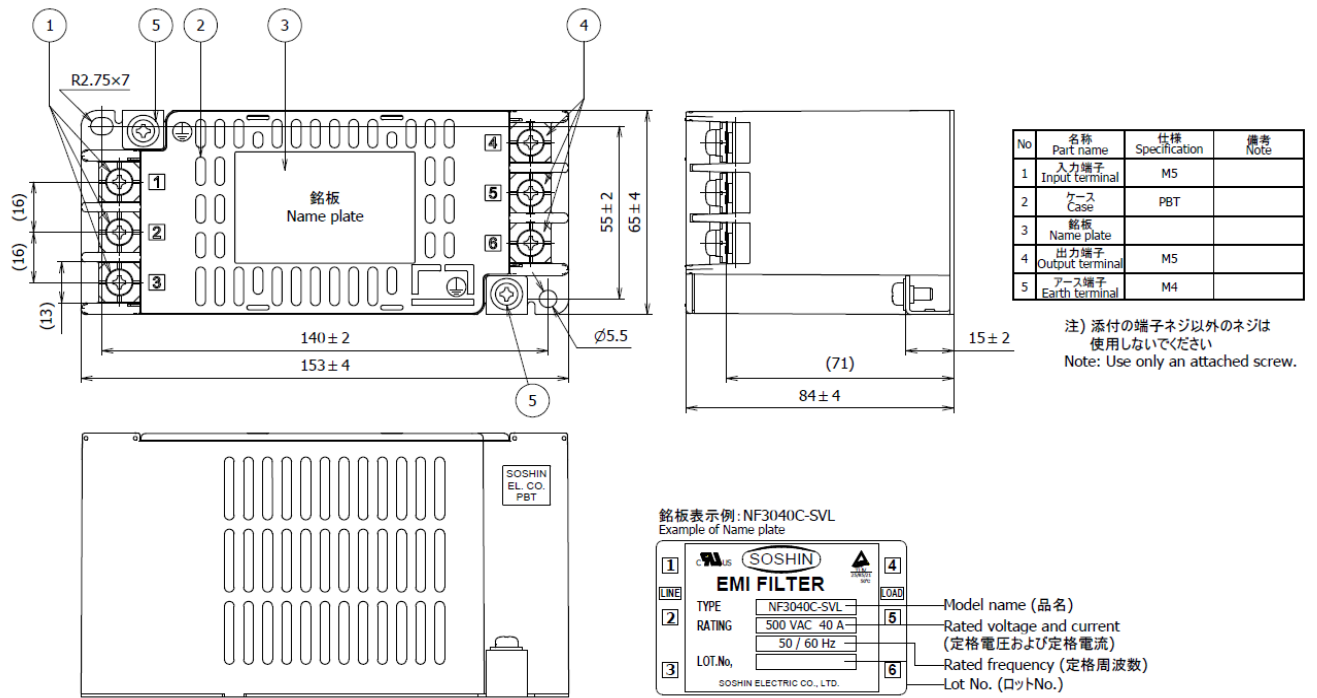


fig. 3 (80~100A)

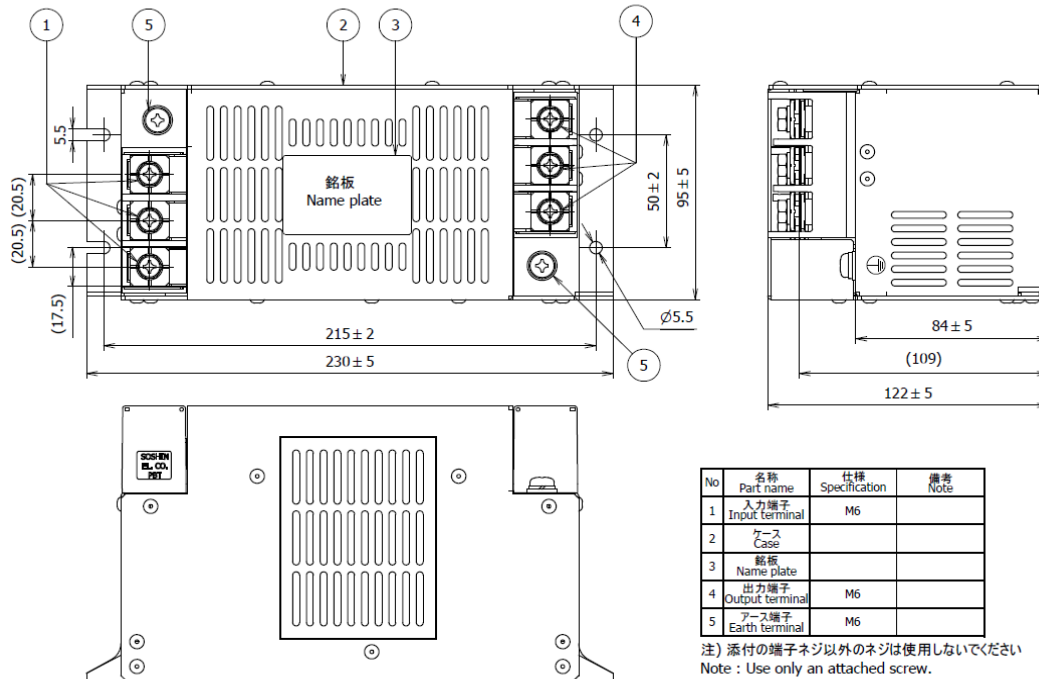


fig. 5 (150~180A)

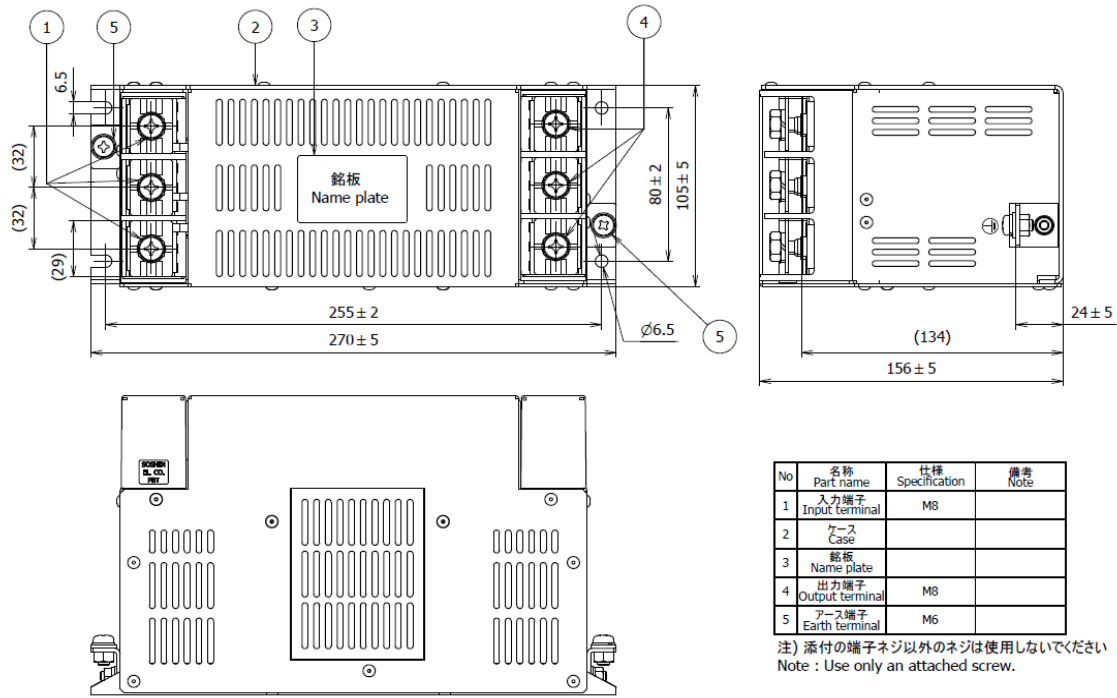
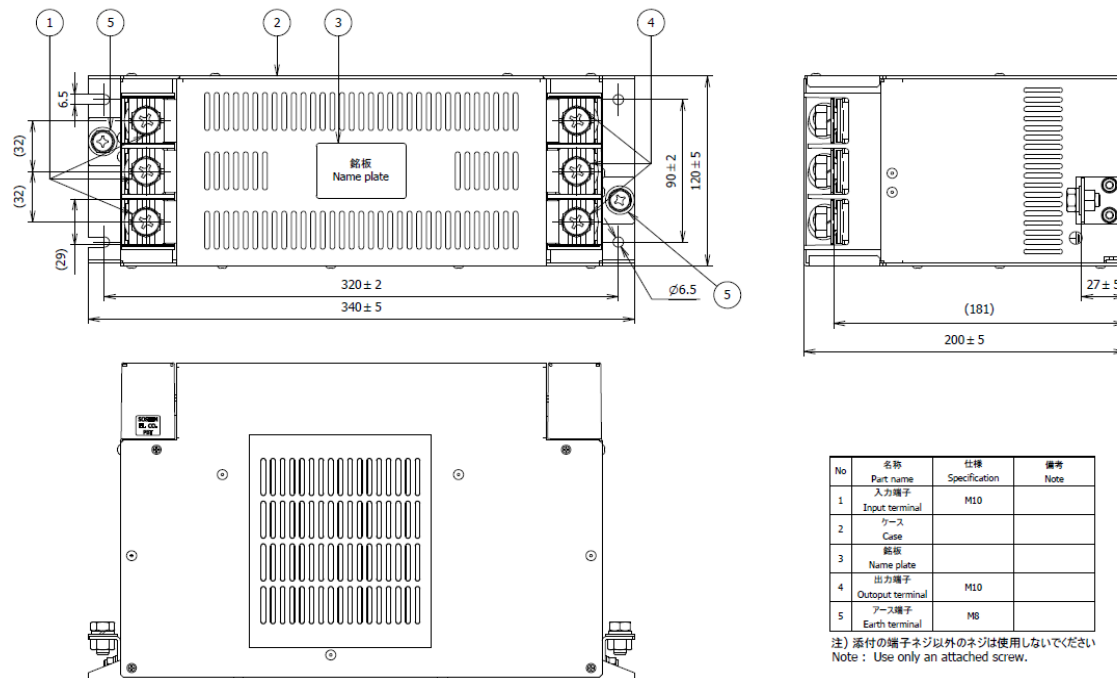
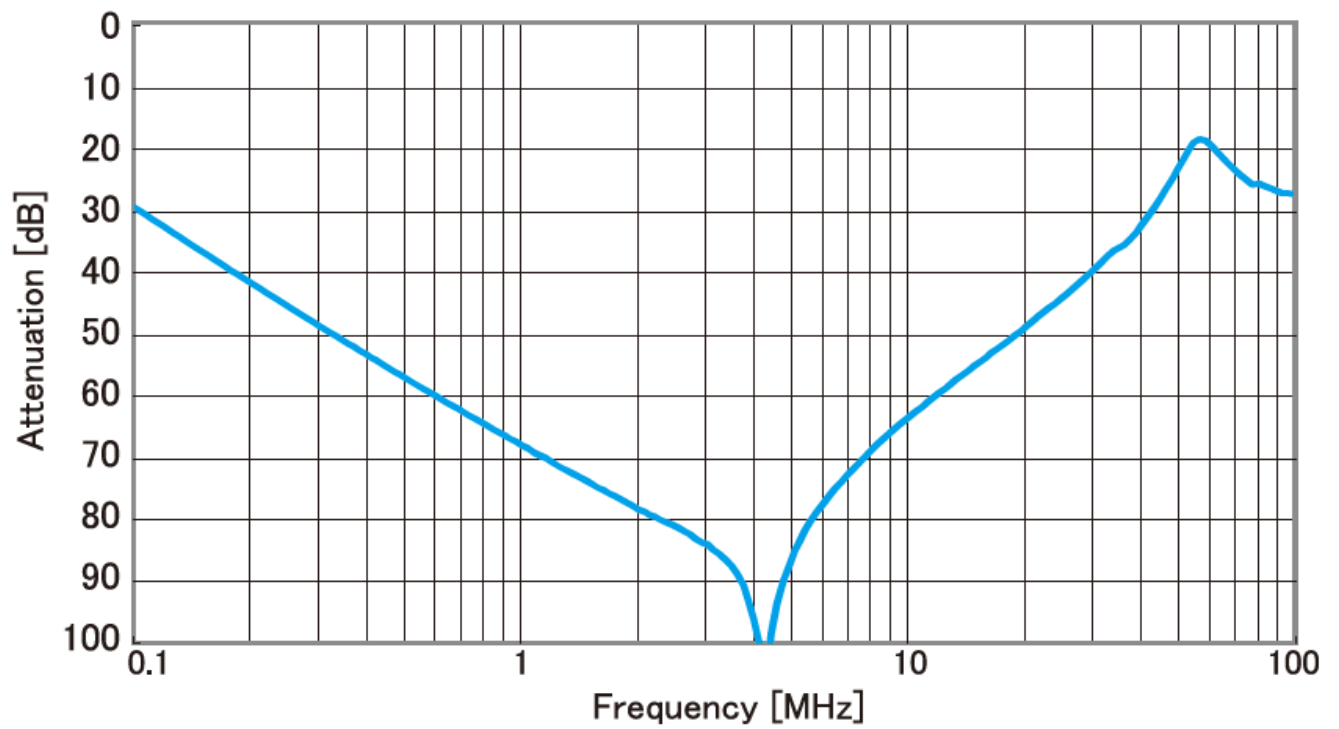


fig. 6 (200~300A)



Characteristics (Typical) (50A)



Circuit Diagram

