

DS2XW SERIES

SURFACE MOUNT SCHOTTKY BARRIER RECTIFIER

产
品
规
格

确
认
书

DS22W THRU DS220W

SURFACE MOUNT SCHOTTKY BARRIER RECTIFIER



REVERSE VOLTAGE: 20 to 200 VOLTS
FORWARD CURRENT: 2.0 AMPERE

FEATURES

- Plastic package has Underwriters Laboratory Flammability Classification 94V-0
- For surface mounted applications
- High current capacity
- Built-in strain relief
- Low profile package
- Metal to silicon rectifier, majority carrier conduction
- High surge capacity
- Low power loss, high efficiency
- For use in low voltage high frequency inverters, free wheeling, and polarity protection applications
- High temperature soldering : 250°C /10 seconds at terminals

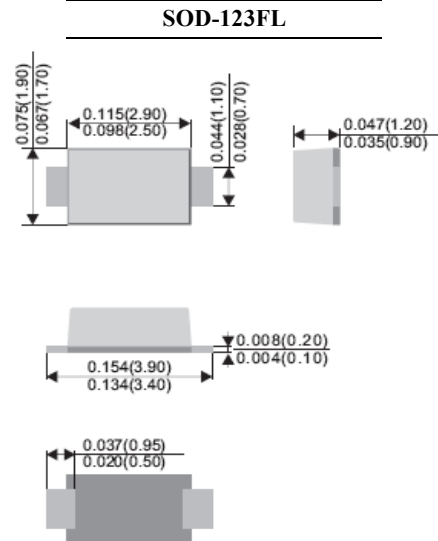
MECHANICAL DATA

Case: Molded plastic, SOD-123FL

Terminals: Solder plated, solderable per MIL-STD-750, method 2026 guaranteed

Polarity: Color band denotes cathode end

Packaging: 12mm tape per EIA STD RS-481



Dimensions in inches and (millimeters)

Maximum Ratings and Electrical Characteristics

Ratings at 25°C ambient temperature unless otherwise specified.

Single phase, half wave, 60Hz, resistive or inductive load.

For capacitive load, derate current by 20%.

	Symbols	DS22W	DS24W	DS26W	DS28W	DS210W	DS215W	DS220W	Units
Marking Code		S22	S24	S26	S28	S210	S215	S220	
Maximum Recurrent Peak Reverse Voltage	V_{RRM}	20	40	60	80	100	150	200	Volts
Maximum RMS Voltage	V_{RMS}	14	28	42	56	70	105	140	Volts
Maximum DC Blocking Voltage	V_{DC}	20	40	60	80	100	150	200	Volts
Maximum Average Forward Rectified Current See Fig. 1	$I_{(AV)}$	2.0							Amp
Peak Forward Surge Current, 8.3ms single half-sine-wave superimposed on rated load (JEDEC method)	I_{FSM}	50							Amp
Maximum Forward Voltage at 2.0A (Note 1)	V_F	0.55	0.70	0.85	0.95				Volts
Maximum Reverse Current at $T_A=25^\circ\text{C}$ at Rated DC Blocking Voltage $T_A=100^\circ\text{C}$	I_R	0.5							mAmp
Typical Thermal Resistance (Note 2)	$R_{\theta JA}$	85							°C/W
	$R_{\theta JL}$	28							
Operating Junction Temperature Range	T_J	-55 to +150							°C
Storage Temperature Range	T_{stg}	-55 to +150							°C

NOTES:

1- Pulse test: 300µs pulse width, 1% duty cycle

2- P.C.B. mounted with 5.0 x 5.0mm copper pad areas

DS22W THRU DS220W

SURFACE MOUNT SCHOTTKY BARRIER RECTIFIER

RATINGS AND CHARACTERISTIC CURVES

Fig.1 Forward Current Derating Curve

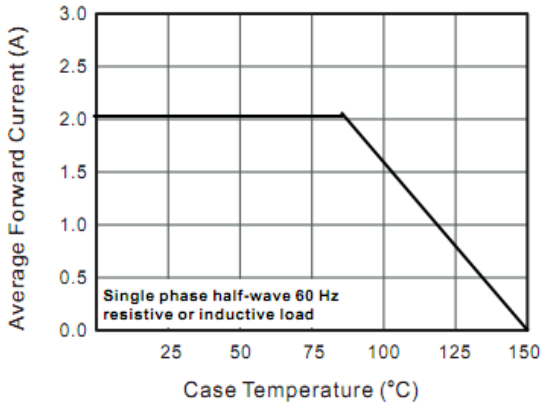


Fig.2 Typical Reverse Characteristics

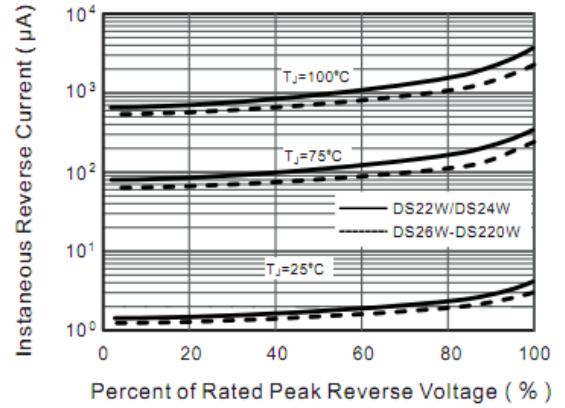


Fig.3 Typical Forward Characteristic

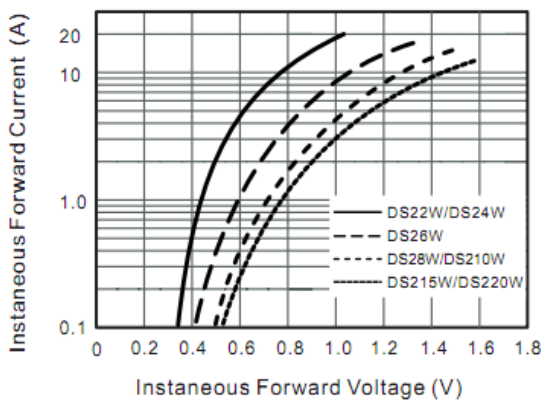


Fig.4 Maximum Non-Repetitive Peak Forward Surge Current

