

# DRR-129 50.8mm Close-Differential Reed Switch



## Description

The DRR-129 Reed Switch is a standard, normally open switch with a 50.80mm long x 5.25mm diameter (2.000" x .207") glass envelope, capable of high voltage and power switching up to 400Vdc at 100W. Will carry 6A and switch 3A. It has high insulation resistance of 10<sup>10</sup> ohms minimum and contact resistance of less than 100 milli-ohms.

## Features

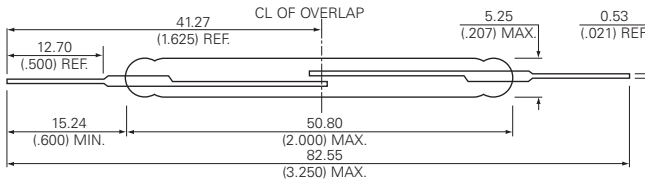
- Normally open switch
- Capable of switching 400Vdc or 3.0A at up to 100W
- Minimum voltage breakdown 600Vdc
- Available sensitivity range 42-83 AT

## Agency Approvals

Agency	Agency File Number	Ampere-Turns Range
	E47258 E471070	42-83 AT
	DEMKO 14 ATEX 1393U	42-83 AT

## Dimensions

Dimensions in mm (inch)



## Benefits

- Hermetically sealed switch contacts are not affected by and have no effect on their external environment
- Capable of switching European mains voltage
- Zero operating power required for contact closure

## Applications

- Security
- Limit switching
- Industrial safety applications

## Switch Type

Contact Form	A (SPST-NO)
Materials	Body: Glass Leads: Tin-plated Ni-Fe wire

Note: SPST-NO = Single-pole, single-throw, normally open

## Electrical Ratings

Contact Rating <sup>1</sup>		W/VA - max.	100
Voltage <sup>3</sup>	Switching <sup>2</sup>	Vdc - max.	400
	Breakdown <sup>4</sup>	Vac - max. Vdc - min.	280 600
Current <sup>3</sup>	Switching <sup>2</sup>	Adc - max.	3.0
	Carry	Aac - max. Adc - max.	2.1 6.0
Resistance	Contact, Initial Insulation	Ω - max. Ω - min.	0.100 10 <sup>10</sup>
Capacitance	Contact	pF - typ.	0.6
Temperature	Operating Storage <sup>5</sup>	°C	-40 to +125
		°C	-65 to +125

### Notes:

1. Contact rating - Product of the switching voltage and current should never exceed the wattage rating. Contact Littelfuse for additional load/life information.
2. When switching inductive and/or capacitive loads, the effects of transient voltages and/or currents should be considered. Refer to Application Notes AN108A and AN107 for details.
3. Electrical Load Life Expectancy - Contact Littelfuse with voltage, current values along with type of load.
4. Breakdown Voltage - per MIL-STD-202, Method 301.
5. Storage Temperature - Long time exposure at elevated temperature may degrade solderability of the leads

# DRR-129 50.8mm Close-Differential Reed Switch

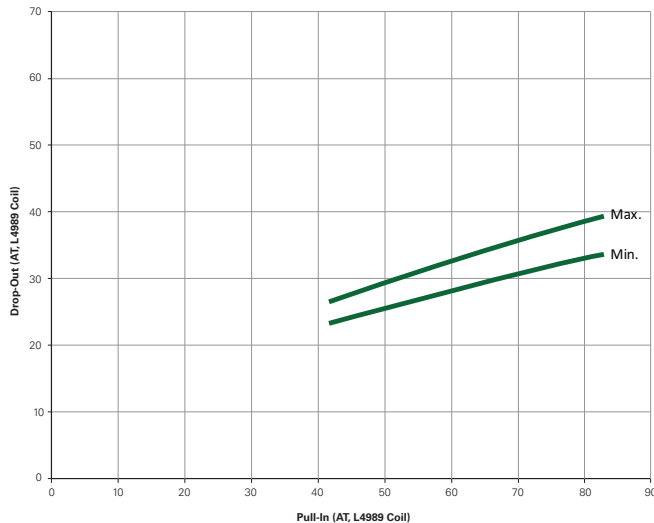
## Product Characteristics

Operating Characteristics		
Operate Time <sup>1</sup>		4.5ms - max.
Release Time <sup>1</sup>		2.5ms - max.
Shock <sup>2</sup>	11ms 1/2 sine wave	100G - max.
Vibration <sup>2</sup>	50-2000 Hertz	30G - max.
Resonant Frequency	Hz - typ.	850Hz - typ.
Magnetic Characteristics		
Pull-In Range <sup>3</sup>	Ampere Turns	42-83
Rating Sensitivity <sup>4</sup>	Ampere Turns	60
Test Coil		L4988

**Notes:**

- Operate (including bounce)/Release Time - per EIA/NARM RS-421-A, diode suppressed coil (Coil II).
- Shock and Vibration - per EIA/NARM RS-421-A and MIL-STD-202.
- Pull-In Range - Contact Littelfuse for narrower AT ranges available.
- Rating Sensitivity - The value at which contact ratings and operating characteristics are determined. Derating may be required below this value.
- Custom modifications of forming and/or cutting of reed switches are available. Please contact Littelfuse.

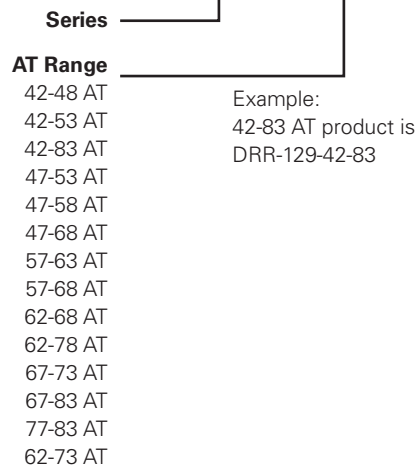
## Drop-Out vs. Pull-In Chart



Note: Chart represents the range of Drop-Out, min to max for a given Pull-In value.

## Part Numbering System

**DRR-129-42-83**



Note: These AT values are the before-modification values of the bare reed switch.

## Additional Information



Datasheet



Resources



Samples

## Packaging

Packaging Option	Packaging Specification	Quantity	Quantity & Packaging Code	Taping Width
Bulk	Bulk	1000	N/A	N/A