


Space-saving, Subminiature DIP Switch Offers Both Sealed and Unsealed Construction

- Completely sealed units allow immersion-cleaning without taping
- Designed to standards of DIL-IC; top actuated types are auto insertable
- Bifurcated movable contacts
- Subminiature size to save space by reducing the volume to 41% and mounting surface to 67% of conventional type
- Smooth, sure switching action



Ordering Information

Type	No. of poles	Part number		
		Top actuated	Raised actuator	Side actuated
Sealed	2	A6D-2100	A6D-2103	A6DR-2100
	4	A6D-4100	A6D-4103	A6DR-4100
	6	A6D-6100	A6D-6103	A6DR-6100
	8	A6D-8100	A6D-8103	A6DR-8100
	10	A6D-0100	A6D-0103	A6DR-0100

Important note: Switches cannot be water-washed.

Specifications

■ CHARACTERISTICS

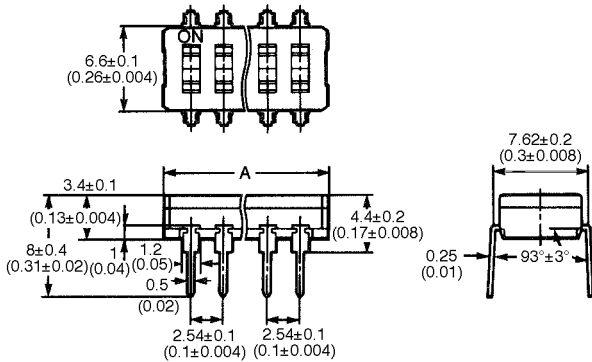
Switching capacity		100 mA, 5 VDC; 30 mA, 30 VDC
Permissible load		10 μ A, 3.5 VDC min.
Carry current		100 mA max.
Contact resistance		100 M Ω max.
Insulation resistance		100 M Ω min. (at 250 VDC)
Dielectric strength		500 VAC for 1 minute
Operating force		A6D: 500 g max., A6DR: 500 g max.
Vibration	Malfunction durability	10 to 55 Hz, 1.5 mm double amplitude
Shock	Malfunction durability	Approx. 300 m/s ² (30 G)
Materials	Base/Cover	PBT (Polybutylene terephthalate)
	Actuator	PPT (Polyphenylene terephthalate)
	Internal seal	Acryl nitril butadiene rubber
	Movable contact	Beryllium copper
	Terminal	42-alloy plate (nickel-iron alloy)
Ambient temperature	Operating	-20° to 70°C
Humidity		35% to 90% RH
Service life	Mechanical	5,000 operations min.
	Electrical	2,000 operations min.
Weight	A6D (Top actuated)	2-pin: 0.25 g, 3-pin: 0.35 g, 4-pin: 0.45 g, 5-pin: 0.55 g, 6-pin: 0.65 g, 7-pin: 0.75 g, 8-pin: 0.80 g, 9-pin: 0.90 g, 10-pin: 1.0 g
	A6DR (Side actuated)	2-pin: 0.4 g, 4-pin: 0.8 g, 6-pin: 1.2 g, 8-pin: 1.7 g, 10-pin: 2.2 g,

Note: Data shown are of initial value.

Dimensions

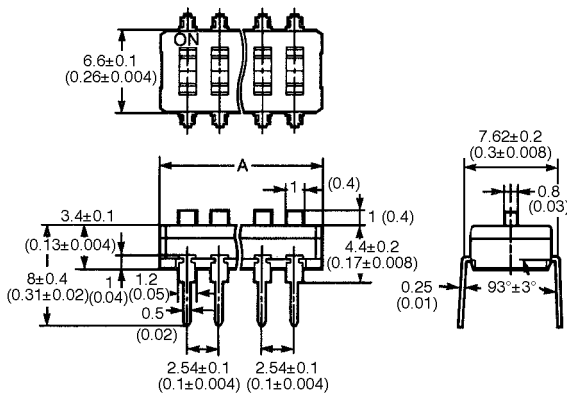
Unit: mm (inch)

■ A6D-□100 (top actuated type)



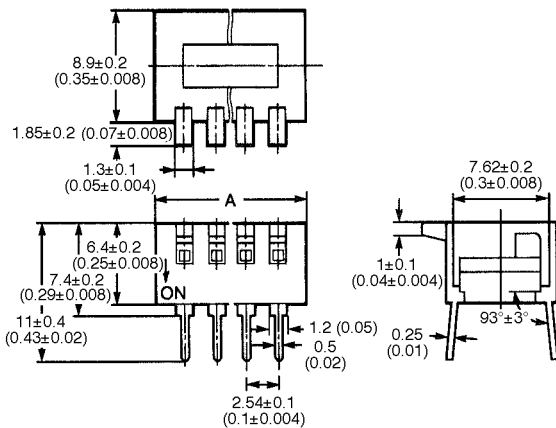
No. of poles	Sealed Part number	Dimensions A± 0.2 (0.008)
2	A6D-2100	7.1 (0.28)
3	A6D-3100	9.7 (0.38)
4	A6D-4100	12.2 (0.48)
5	A6D-5100	14.7 (0.58)
6	A6D-6100	17.3 (0.68)
7	A6D-7100	19.8 (0.78)
8	A6D-8100	22.4 (0.88)
9	A6D-9100	24.9 (0.98)
10	A6D-0100	27.4 (1.08)

■ A6D-□103 (raised actuator type)



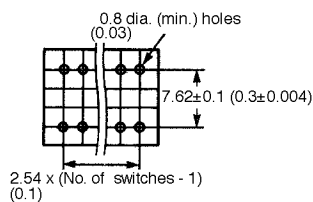
Part number	Dimensions A± 0.2 (0.008)
A6D-2103	7.1 (0.28)
A6D-3103	9.7 (0.38)
A6D-4103	12.2 (0.48)
A6D-5103	14.7 (0.58)
A6D-6103	17.3 (0.68)
A6D-7103	19.8 (0.78)
A6D-8103	22.4 (0.88)
A6D-9103	24.9 (0.98)
A6D-0103	27.4 (1.08)

■ A6DR-□100 (side actuated type)

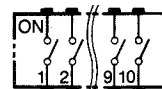


Part number	Dimensions A± 0.2 (0.008)
A6DR-2100	7.1 (0.28)
A6DR-4100	12.2 (0.48)
A6DR-6100	17.3 (0.68)
A6DR-8100	22.4 (0.88)
A6DR-0100	27.4 (1.08)

Internal connections (top view)



Mounting holes (bottom view)



NOTE: DIMENSIONS ARE SHOWN IN MILLIMETERS. To convert millimeters to inches divide by 25.4.

0.8 dia. (min.) hole
(0.031)

OMRON ELECTRONICS LLC.

One East Commerce Drive
Schaumburg, IL 60173
1-800-55-OMRON

Cat. No. GC SW6

04/01

OMRON ON-LINE

Global - <http://www.omron.com>
USA - <http://www.omron.com/oei>
Canada - <http://www.omron.com/oci>

Specifications subject to change without notice.

OMRON CANADA, INC.

885 Milner Avenue
Scarborough, Ontario M1B 5V8
416-286-6465

Printed in the U.S.A.