



MMBD7000

SURFACE MOUNT SWITCHING DIODE

VOLTAGE 100 Volts **POWER** 225 mWatts

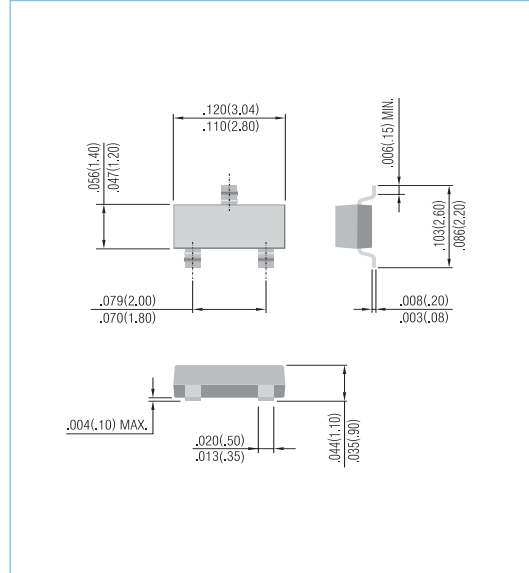
SOT-23 Unit: inch (mm)

FEATURES

- Very fast reverse recovery ($t_{rr} < 2.0$ ns typical)
- Isolated, series-connected diode pair
- Surface mount package ideally suited for automatic insertion
- In compliance with EU RoHS 2002/95/EC directives

MECHANICAL DATA

- Case: SOT-23, Plastic
- Terminals: Solderable per MIL-STD-750, Method 2026
- Approx. Weight: 0.008 gram
- Marking: T3



ABSOLUTE RATINGS

PARAMETER	Symbol	Value	Units
Maximum Reverse Voltage	V_R	100	V
Peak Reverse Voltage	V_{RRM}	100	V
Continuous Forward Current	I_F	0.2	A
Non-repetitive Peak Forward Surge Current at $t=1.0 \mu s$	I_{FSM}	2.0	A

THERMAL CHARACTERISTICS

PARAMETER	Symbol	Value	Units
Power Dissipation (Note 1)	P_{TOT}	225	mW
Thermal Resistance, Junction to Ambient (Note 1)	$R_{\theta JA}$	556	$^{\circ}C/W$
Junction Temperature	T_J	-55 to 150	$^{\circ}C$
Storage Temperature	T_{STG}	-55 to 150	$^{\circ}C$

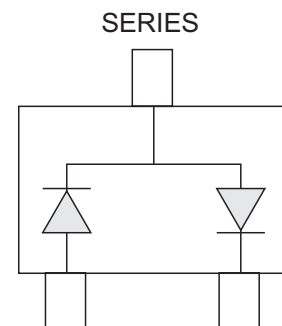
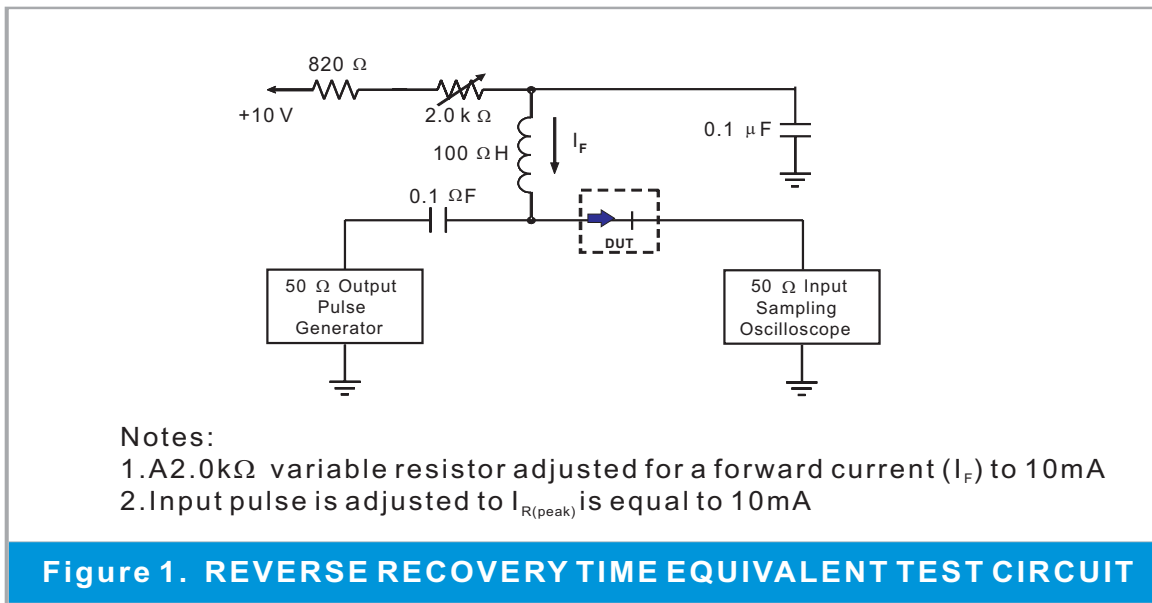
Note 1. FR-5 Board = 1.0x0.75x0.062 in.



MMBD7000

ELECTRICAL CHARACTERISTICS

PARAMETER	Symbol	Test Condition	MIN.	TYP.	MAX.	Units
Reverse Breakdown Voltage	$V_{(BR)}$	$I_R=100 \mu A$	100	--	--	V
Reverse Current	I_r	$V_R=50 V$ $V_R=100 V$ $V_R=50 V, T_J=125^\circ C$	--	--	1.0 3.0 100	μA
Forward Voltage	V_F	$I_F=1.0mA$ $I_F=10mA$ $I_F=100mA$	0.55 0.67 0.75	--	0.70 0.82 1.10	V
Total Capacitance	C_J	$V_R=0V, f=1.0MHz$	--	2.0	--	pF
Reverse Recovery Time (Figure 1)	t_{rr}	$I_F=I_R=10mA, R_L=100\Omega$	--	--	4.0	ns





MMBD7000

ELECTRICAL CHARACTERISTICS CURVE

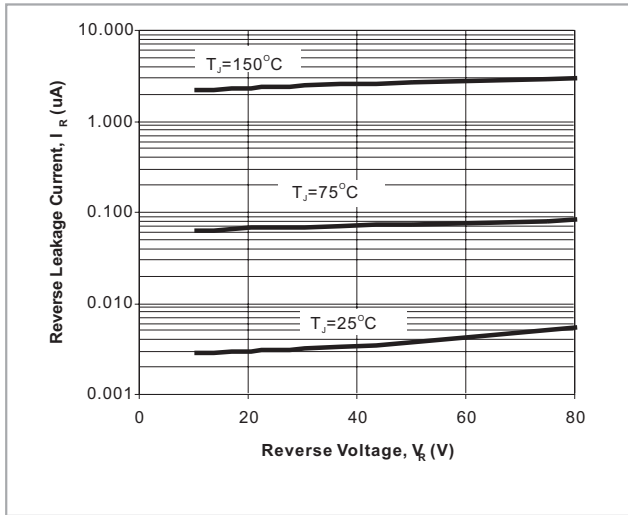


Fig. 2. Reverse Current vs. Reverse Voltage

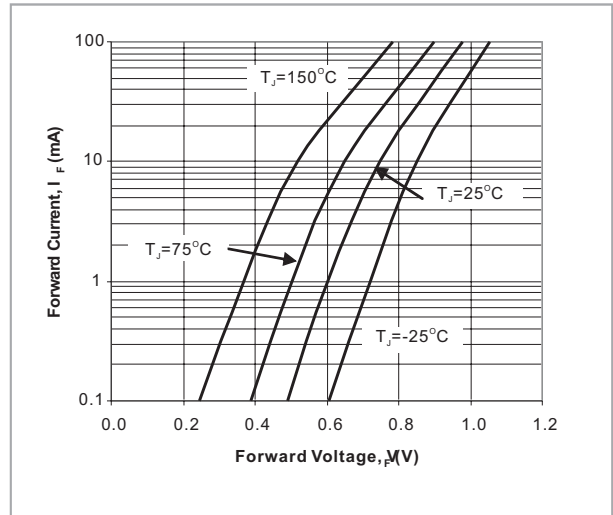


Fig. 3. Forward Current vs. Forward

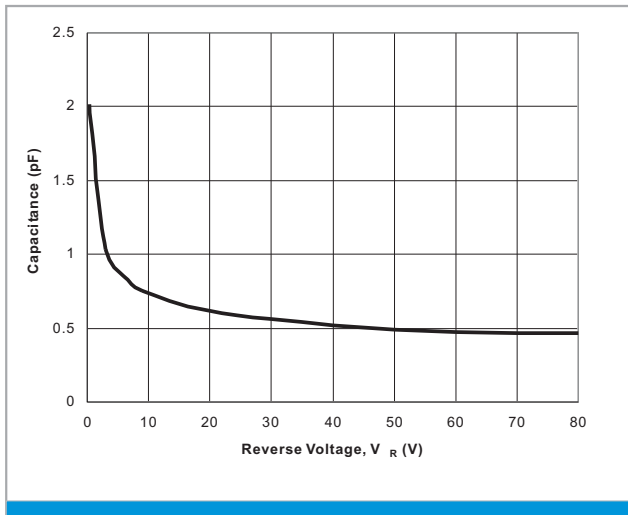
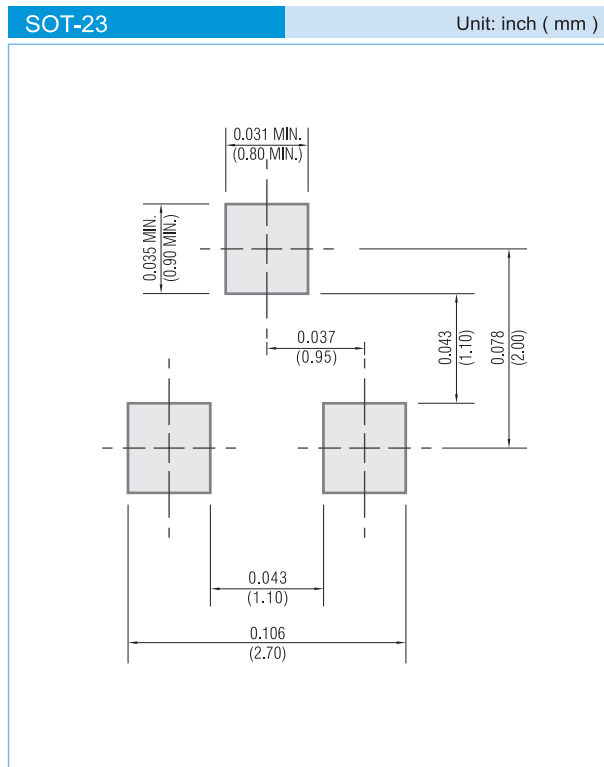


Fig. 4. Capacitance vs. Reverse Voltage



MMBD7000

MOUNTING PAD LAYOUT



ORDER INFORMATION

- Packing information
 - T/R - 12K per 13" plastic Reel
 - T/R - 3K per 7" plastic Reel

LEGAL STATEMENT

Copyright PanJit International, Inc 2007

The information presented in this document is believed to be accurate and reliable. The specifications and information herein are subject to change without notice. Pan Jit makes no warranty, representation or guarantee regarding the suitability of its products for any particular purpose. Pan Jit products are not authorized for use in life support devices or systems. Pan Jit does not convey any license under its patent rights or rights of others.