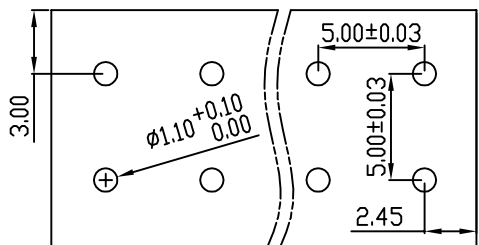
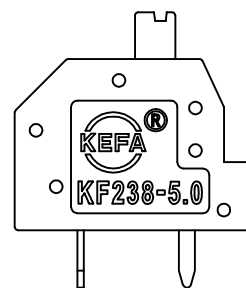
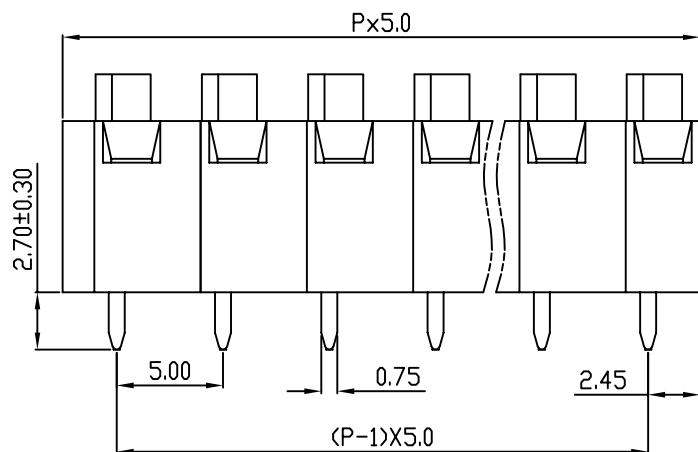
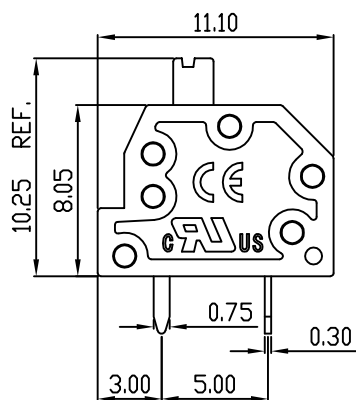
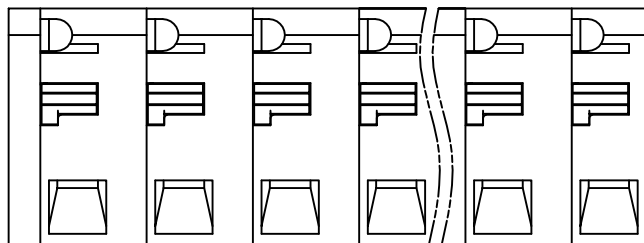


linear dimension(Tolerances Standard GB/T 14486-2008)								—	$\nabla$	$\perp$
variable range	to	over	over	over	over	over	over	to	over	over
	6	6 to 10	10 to 30	30 to 60	60 to 100	100 to 160	160 to			
tolerance	$\pm 0.20$	$\pm 0.30$	$\pm 0.50$	$\pm 0.70$	$\pm 1.00$	$\pm 1.30$	$\pm 1.60$	0.10	0.30	0.60



PCB Layout



REVISION RECORD				
REV.	DESCRIPTION	ECN No.	APPROVED	DATE
A	新发行		CLF	21.07.30

UL/CUL 技术参数			
UL/CUL Technical Data			
等级	Use Group	B	C D
额定电压	Rated Voltage [V]	300	- 300
额定电流	Rated Current [A]	8	- 8
接线范围	Wire Range	24-16	
单/多芯线	Solid/Stranded [AWG]		
耐电压	Withstanding Voltage	1600V/1Min	
IEC 技术参数			
IEC Technical Data			
过电压类别	Overvoltage Category	III	III II
污染等级	Contamination Class	3	2 2
额定电压	Rated Voltage [V]	250	320 630
额定电流	Rated Current [A]	16	16 16
额定冲击电压	Impulse withstand voltagea [KV]	4.0	4.0 4.0
导线截面积	Conductor cross section	1.5	
硬质/柔性导线	Solid/flexible [mm <sup>2</sup> ]		
材料			
绝缘材料	Insulation Material	PA66	
阻燃等级	Imflammability	UL94V-0	
导体材料	Contactive Material	铜合金 Copper alloy	
导体表面镀层	Contactive Coating	镀锡 Tin Plated	
一般参数			
间距	Pitch [mm]	5.0	
极数	Poles [P]	02-24	
剥线长度	Stripping Length [mm]	8-9	
螺丝	Screw/扭矩 Torque(Max) [N.m]	-	
工作温度	Operating temperatur [°C]	-40~+105	
引针尺寸	Pin Dimensions [mm]	2.70	
PCB板孔径	PCB Hole Diameter [mm]	1.10	

DES.	SJD	DATE	21.07.30
CHK.	BY	DATE	21.07.30
APP.	CLF	DATE	21.07.30

单位/UNITS	mm	尺寸/SIZE	A4	比例/SCALE	1:1
慈溪市科发电子有限公司 CIXI KEFA ELECTRONIC CO., LTD					

第三视角/THIRD ANGLE PROJECTION		版本/REV	A
		名称/TITLE	KF238-5.0-1#