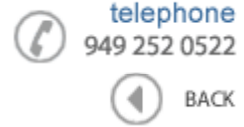




Data Sheet



Product Category: RF SAW Filter

Part Number	Package	Application	Last Modified
802-RF465.0M-D	3.0 x 3.0 SMD	CDMA450	Jan. 01, 2007

TYPE :
CDMA450, RF-Rx SAW Filter



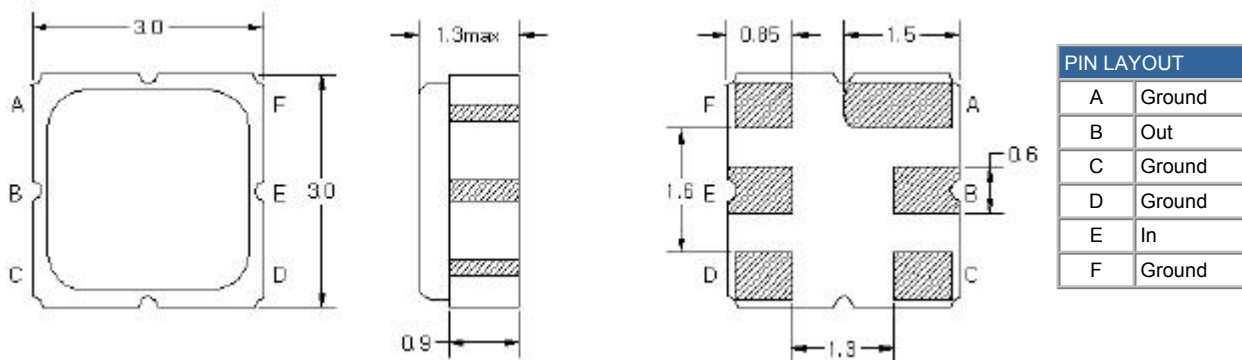
PART NUMBER :
802-RF465.0M-D

OPERATING CONDITIONS / ELECTRICAL CHARACTERISTICS

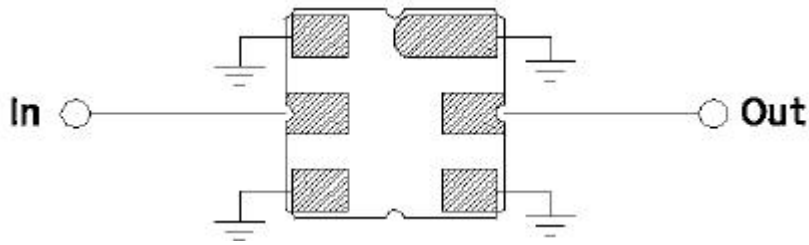
PARAMETERS	Condition	Minimum	Typical	Maximum	Units
Center Frequency (Fo)	-	-	465.0	-	MHz
Maximum Insertion Loss	462.5~ 467.5MHz	-	2.6	4.3	dB
Stop Band Attenuation:	0.3~ 452.5 MHz	40	50	-	dB
	452.5~ 457.5 MHz	35	47	-	
	485.0~ 507.5MHz	40	50	-	
	507.5~ 1200.0 MHz	30	44	-	
	1200.0~ 1700.0 MHz	20	40	-	
Source Impedance (single ended)*	-	-	50	-	ohm
Load Impedance (single ended)*	-	-	50	-	ohm
VSWR	462.5~ 467.5MHz	-	1.5	2.1	-
Maximum Input Power	-	-	-	27	dBm
Operating Temperature	-	-30	-	+80	°C

* No Matching Network

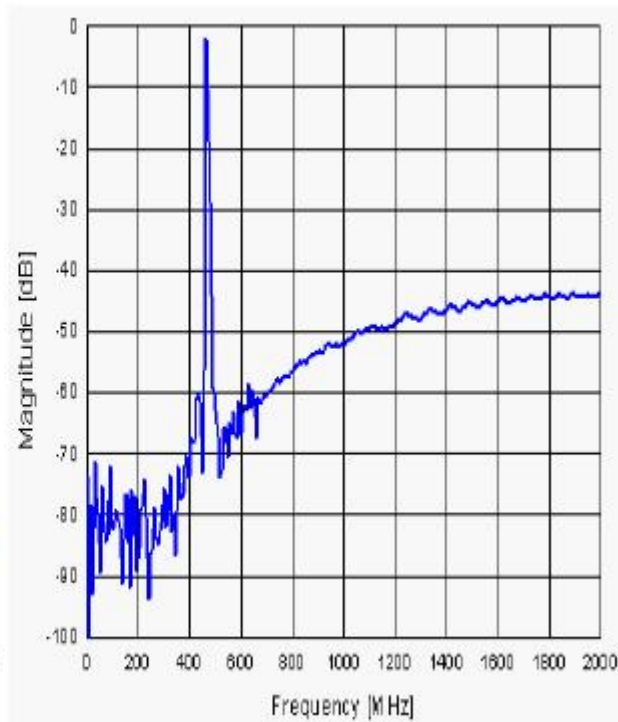
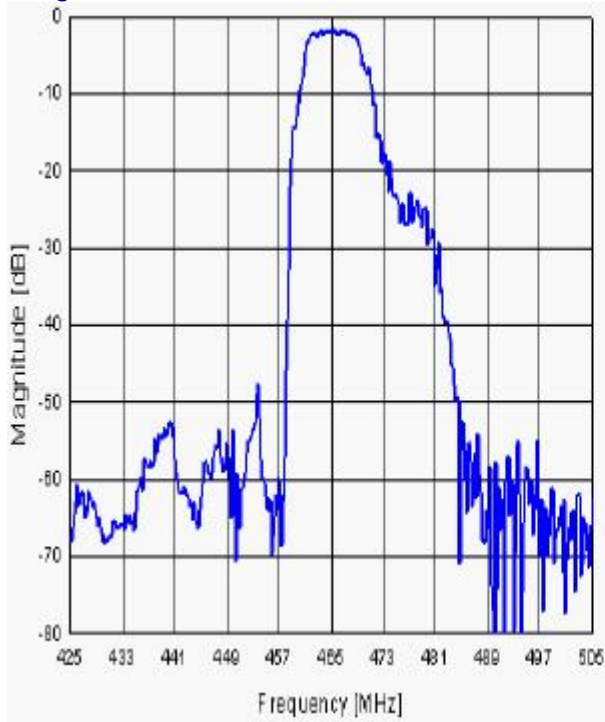
PACKAGE OUTLINE (mm)



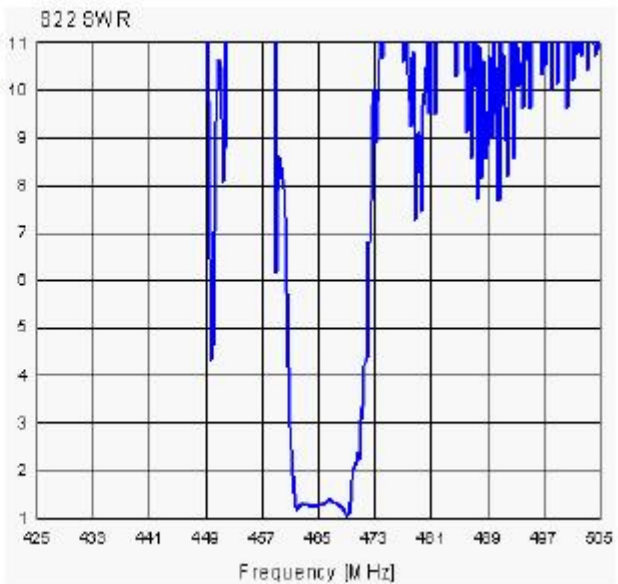
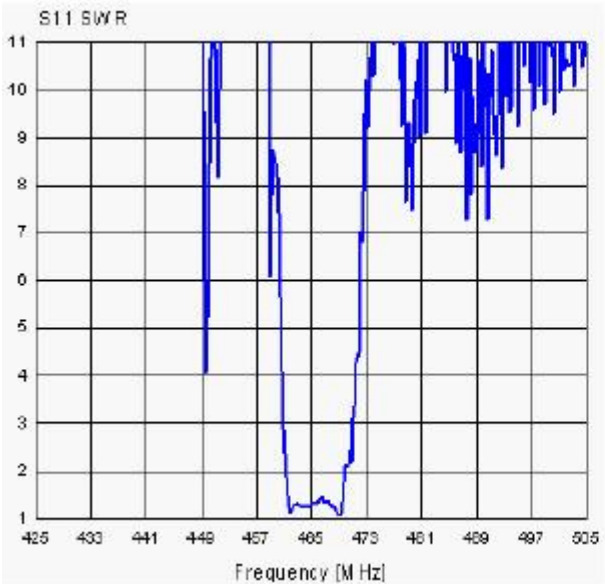
TEST FIXTURE



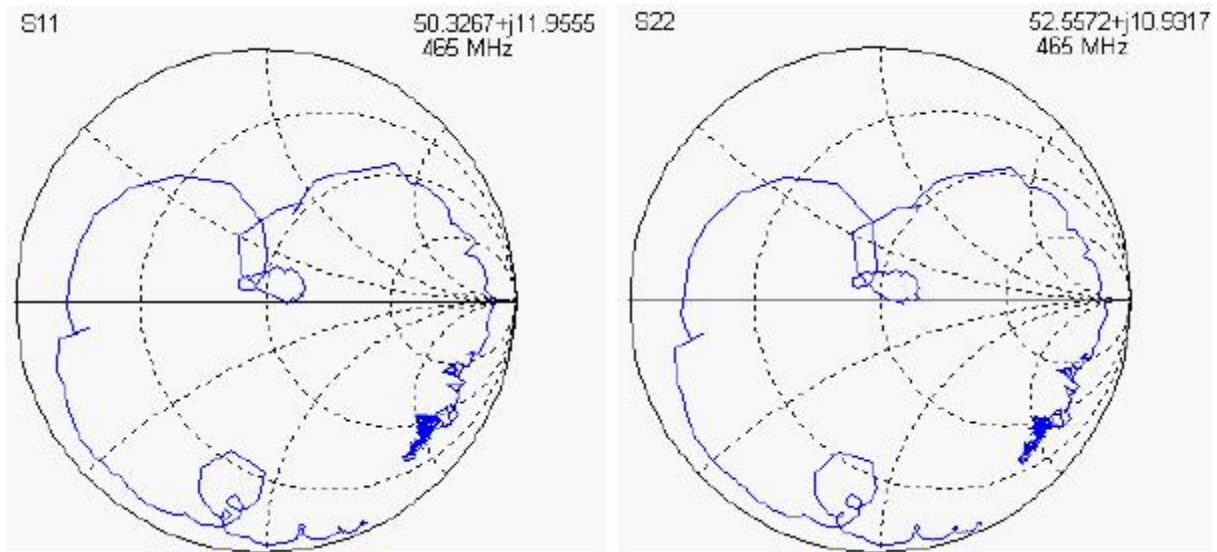
FREQUENCY RESPONSE



VSWR



SMITH CHART



Oscilent Corporation - CALL **949.252.0522**

Part No.: 802-RF465.0M-D

18195 East McDermott Street, Building D, Irvine, CA 92614, USA
Fax: 949.252.0599, E-Mail: Sales@Oscilent.com