


# 25 WATT AC-DC CONVERTER SVA-FWA SERIES



The SV-series has been developed to follow ETA's philosophy of "Miniaturization and high efficiency" of power supplies. There are two inputs available: SVA-SA is designed for 100VAC; SVA-..SB is usable with 200VAC. The small size and high efficiency are suitable for many applications, especially small equipment.

## Application

Industrial

## Input

<b>Input Voltage</b>	AC115V
<b>Input Voltage Range:</b>	AC85~132V; (DC110~370V) with 70V derating possibility
<b>Frequency:</b>	50/60 Hz
<b>Frequency Range:</b>	47~440 Hz
<b>Phase:</b>	Single
<b>Inrush Current:</b> *1, *4	20A max at AC 100V

## Features

1. Very small (one of the smallest in Japan)
2. No derating when mounted on a horizontal surface
3. Low impedance capacitors

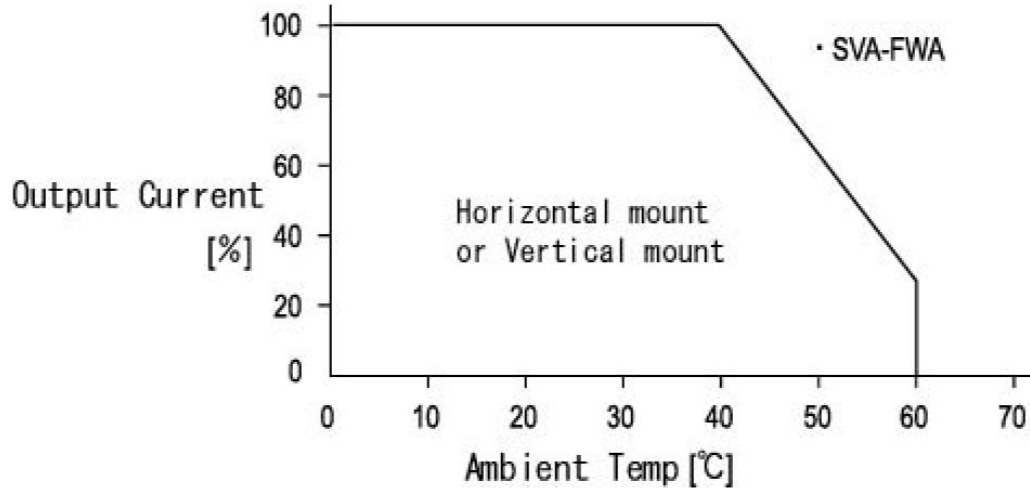
## Options

Combination of wire and harness (40cm)

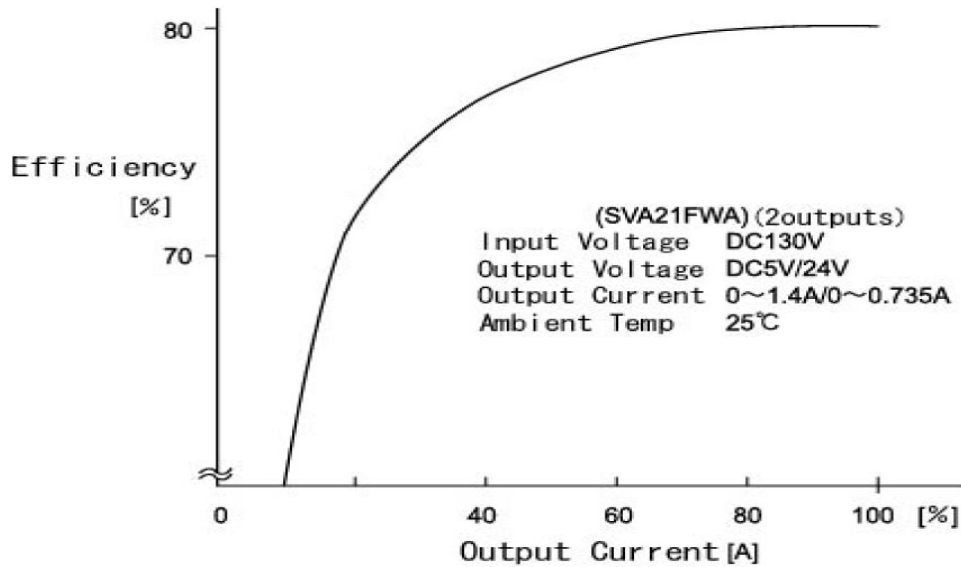
Output Characteristic	Unit	Models							
		SVA21FWA		SVA22FWA		SVA23FWA		SVA24FWA-B	
Output Voltage	Vdc	+5	+24	+12	+12	+15	+15	+12	+5
Output Current	A	2	1	2	1	1	1	2	1
Ripple & Noise(max)	mVpp	50	240	120	120	150	150	120	50
Voltage Adjust Range	V	±3%							
Rise time	mS	100							
Hold up time	mS	20							
Regulation									
a. Line Regulation [max]	mV	40	192	96	96	120	120	96	40
b. Load Regulation	mV	45	216	108	108	135	135	108	45
c. Temperature Coefficient		0.03% / °C							
d. Drift(maximum)	mV	50	240	120	120	150	150	120	50
e. Dynamic Load Regulation (typ.) *2	mV	150	720	360	360	450	450	360	150
f. Recovery Time *2	mS	1mS							
Efficiency *1	%	78~80% typ.							
Power Factor *1		No power factor needed							

<b>Environmental Specification</b>	
Operating Temperature*3	0 to +60 °C
Operating Humidity	20~85% RH
Storage Temperature	-20 to +85 °C
Storage Humidity	10~95% RH
Withstanding Voltage	Primary-Secondary AC3,000V for 1minute Primary-Frame Ground AC2,500V for 1minute Secondary-Frame Ground AC1,000V for 1minute *Sensory Current: Secondary Frame Ground (20 [mA])/Others (10 [mA])
Isolation Resistance	Primary-Secondary-Frame Ground 100MΩ(minimum) by DC500V insulation tester
Vibration	5~10Hz:10mm double amplitude,10-55Hz:19.6m/s <sup>2</sup> ,30 minute cycle each along X,Y,Z axes(non-operating)
Shock	196 m/s <sup>2</sup> on x,y,z axis
Cooling	Convection
Leakage current	1mA max
<b>Environmental Agencies</b>	
Line Conducted Noise [EMI]	Built to meet FCC-B, VCCI-B, CISPR22-B, EN55022-B
Line Harmonic Distortion/Current	No information
Safety	UL60950-1, C-UL(CSA60950-1), EN60950-1, EN50178, UL508 CSA22.2 NO14-M95, CE EN60950-1
<b>Function/Protection</b>	
Over current Protection	Operate at 110% min of rated current, automatic return
Over voltage Protection	No information
Remote Sense	Not Available
Remote Control	Not Available
<b>Mechanical</b>	
Dimension [mm]	73W × 95L × 24H
Weight [g] (typical)	200g

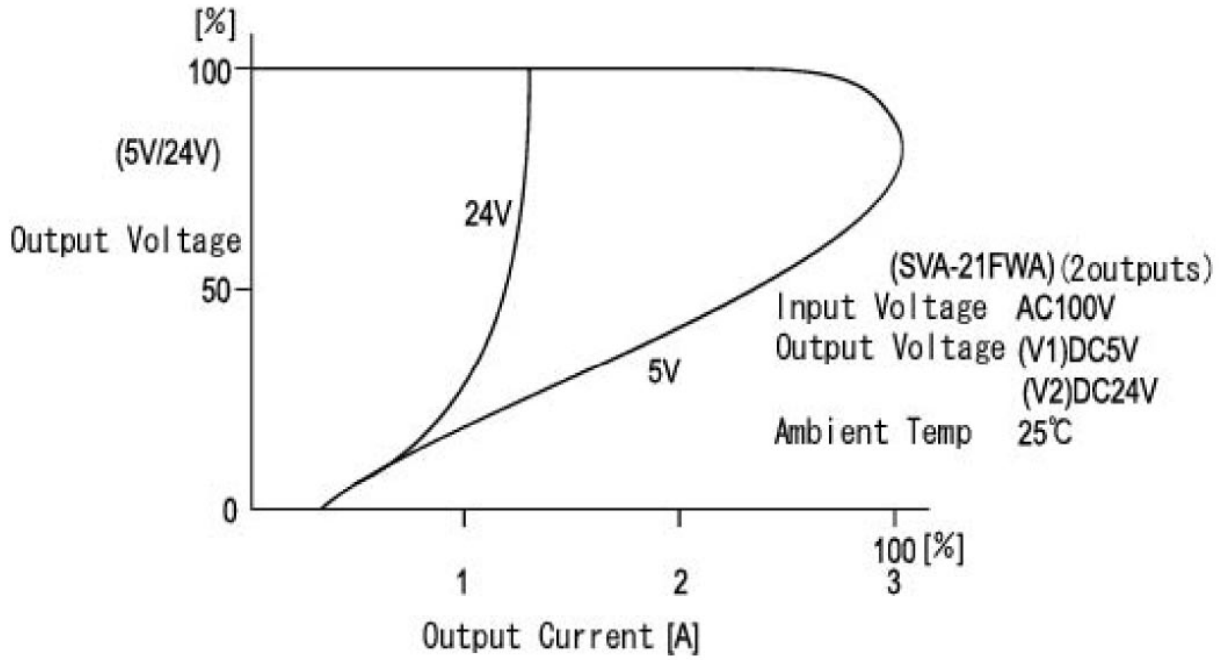
## Derating Curve



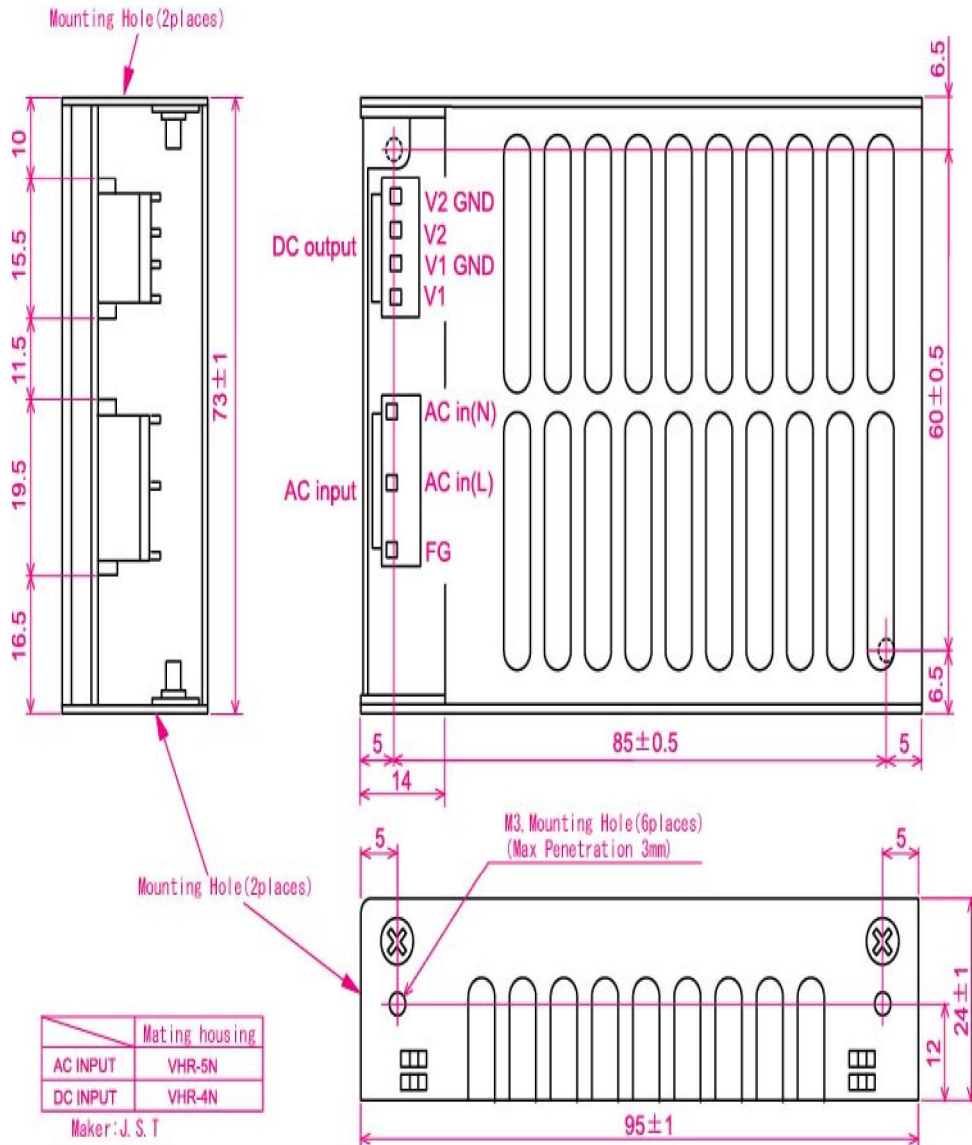
## Efficiency Curve



## OCP Curve



### Dimension Diagram



	Mating housing
AC INPUT	VHR-5N
DC INPUT	VHR-4N

Maker: J. S. T