

Features

- AC input range selectable by switch
- Short circuit, overload, over-voltage protected
- Cooling by free air convection
- 100% full load burn-in test
- Fixed switching frequency at 25KHz
- 2 year warranty

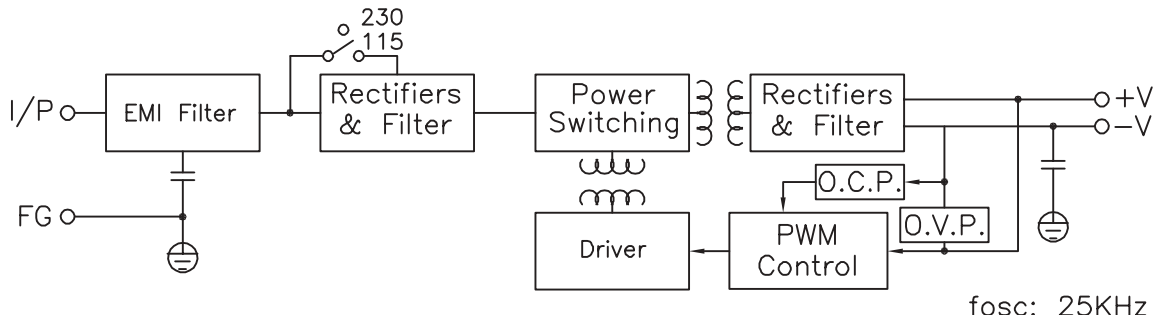


DC output voltage	27V
Output V. tolerance	±1%
Output rated current	5.6A
Output current range	0-5.6A
Ripple & noise	240mVp-p
Line regulation	±0.2%
Load regulation	±0.2%
DC output power	151.2W
Efficiency	86%
DC voltage adj.	24-30V (± 10% rated output voltage)
Input voltage range	88~132VAC / 176~264VAC selected by switch 47~63Hz; 248~370VDC
AC current	3.2A/115V 1.6A/230V
Inrush current	cold start 35A
Leakage current	<3.5mA/240VAC
Overload protection	105%~150% shutoff, AC recycle to restart
Over voltage protection	115%~135%
Over temp. protection	---
Temperature coefficient	±0.03% / °C (0~50°C)
Set up, rise, hold up time	100ms, 50ms, 20ms
Vibration	10~500Hz, 2G 10min./1cycle (1 hour each axes)
Withstand voltage	I/P-O/P:3KVAC, I/P-FG:1.5KVAC, O/P-FG:0.5KVAC, for 1 min.
Isolation resistance	I/P-O/P, I/P-FG, O/P-FG:500VDC / 100M Ohms min.
Working temp., humidity	-10°C~+60% (refer to output derating curve), 20%-90% RH
Storage temp., humidity	-20°C~+85°C, 10%~95% RH
Dimensions	7.83x4.33x1.97 inches (199x110x50 mm)
Weight	1.76 lbs (0.8 Kg)
Safety standards	UL1950, TUV EN60950, UL 1012
EMC standards	CISPR22 (EN55022), IEC1000-4-2,3,4,5 IEC1000-3-2

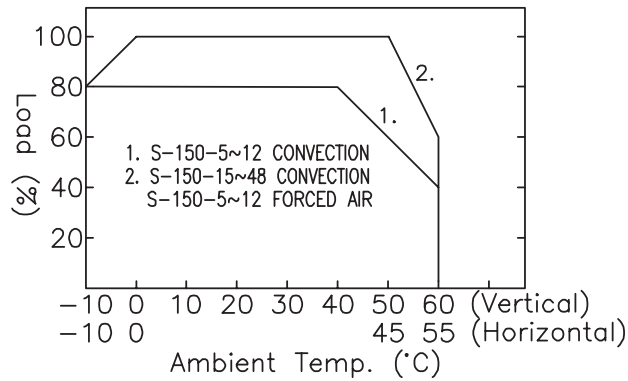
- Notes:
1. All parameters are specified at 230VAC input, rated load, 25°C 70% RH ambient
 2. Tolerance includes set up tolerance, line regulation, load regulation
 3. Ripple & noise are measured at 20MHz by using a 12" twisted pair terminated with a 0.1uF & 47 uF capacitor
 4. Line regulation is measured from low line to high line at rated load
 5. Load regulation is measure from 0% to 100% rated load

*V-Infinity reserves the right to make changes to its products or to discontinue any product or service without notice, and to advise customers to verify the most up-to-date product information before placing orders. V-Infinity assumes no liability or responsibility for customer's applications using V-Infinity products other than repair or replacing (at V-I's option) V-Infinity products not meeting V-I's published specifications. Nothing will be covered outside of standard product warranty.

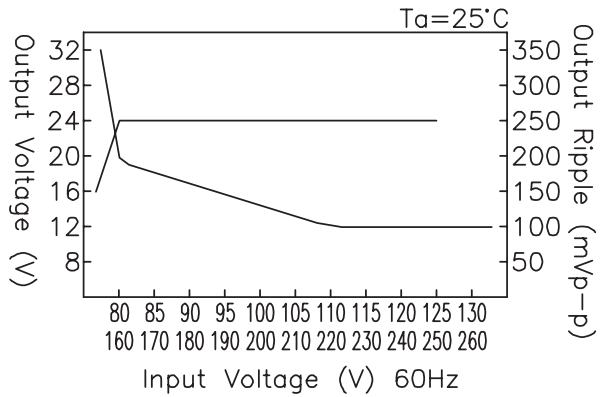
Block Diagram



Output Derating



Static Characteristics



Dimensions (mm)

Case: 906
Terminal Pin No. Assignment
PIN 1,2: AC INPUT
PIN 3: FG
PIN 4,5: DC OUTPUT -V
PIN 6,7: DC OUTPUT +V

