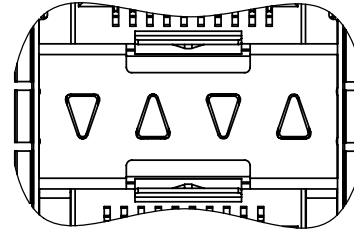
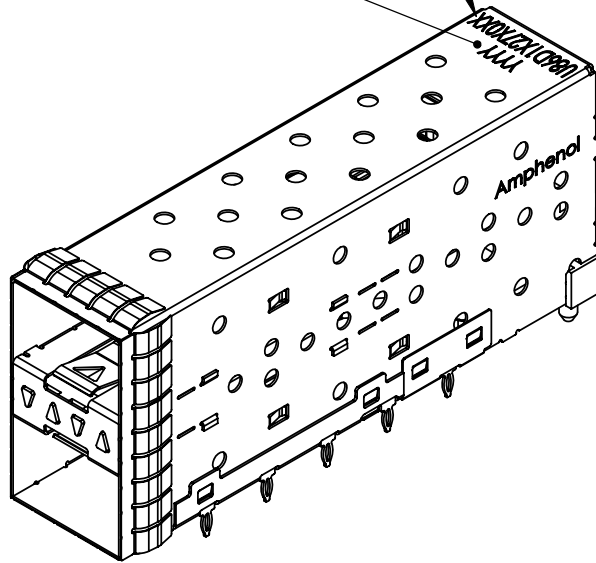


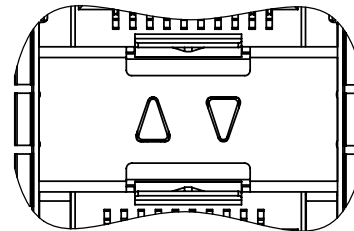


PART NUMBER  
(LAST DIGIT INDICATING  
PACKAGING TYPE, NOT  
PRINTED ON THE PART)

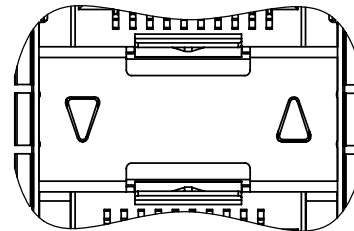
DATE CODE



U86-D1627-10XX1  
4 LIGHT PIPES



U86-D1627-20XX1  
2 INNER PIPES



U86-D1627-30XX1  
2 OUTER PIPES

REVISIONS			
REV	DESCRIPTION	DATE	APPRD
A	PROPOSAL DRAWING	JUN18/09	

NOTES:

MATERIAL:

CAGE - PRESS FIT:  
COPPER ALLOY

PLATING:  
SEE AMPHENOL PART NUMBER  
CONFIGURATION FOR OPTIONS.

CONNECTOR - PRESS FIT:

PLASTIC HOUSING:  
LCP, FLAMMABILITY RATING UL94-0.

CONTACTS:  
PHOSPHOR BRONZE PLATING OPTION:  
NICKEL 2.54 µm MIN.

LIGHT PIPE:  
CLEAR POLYCARBONATE, FLAMMABILITY  
RATING UL94-0.

PACKAGING:  
TRAY PACKAGING.

TEMPERATURE RANGE:  
-40°C TO +85°C

AMPHENOL PART NUMBER CONFIGURATION

U86 - D 1 6 2 7 - X 0 X X 1

LIGHT PIPE CONFIGURATION

- 1 = 4 LIGHT PIPES
- 2 = 2 INNER LIGHT PIPES
- 3 = 2 OUTER LIGHT PIPES

PACKAGING

- 1 = TRAY

PRESS FIT CONNECTOR PLATING

- 1 = 0.76 µm MIN. GOLD ON MATING AREA  
3.81-7.62 µm TIN/LEAD ON TERMINATION
- 4 = 0.38 µm MIN. GOLD ON MATING AREA  
3.81-7.62 µm TIN/LEAD ON TERMINATION

CAGE PLATING

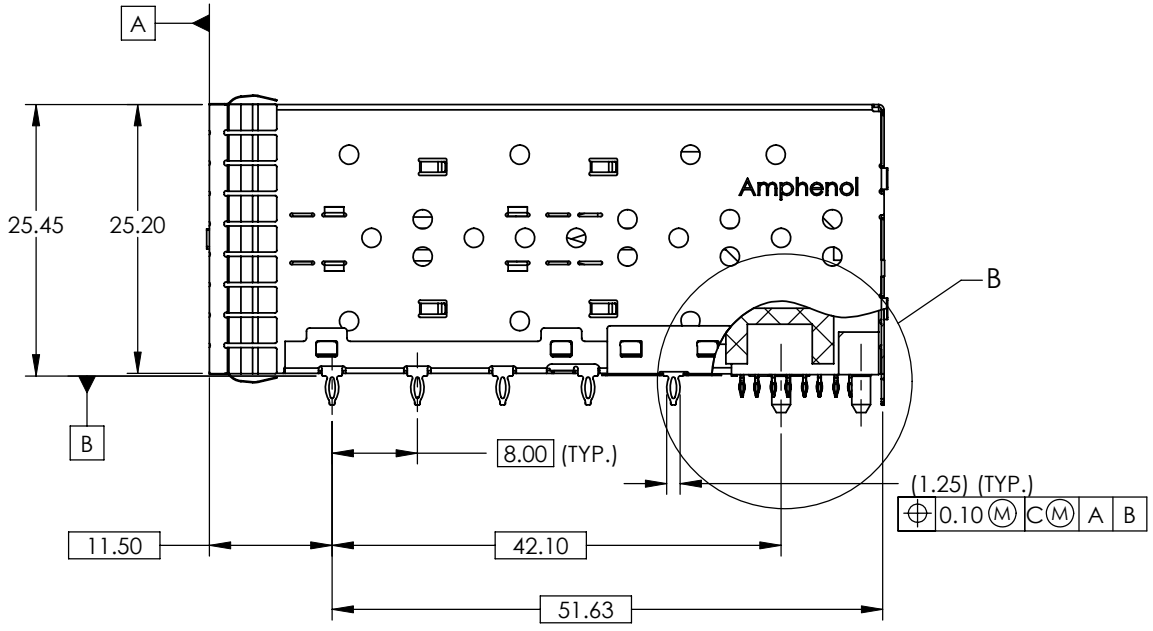
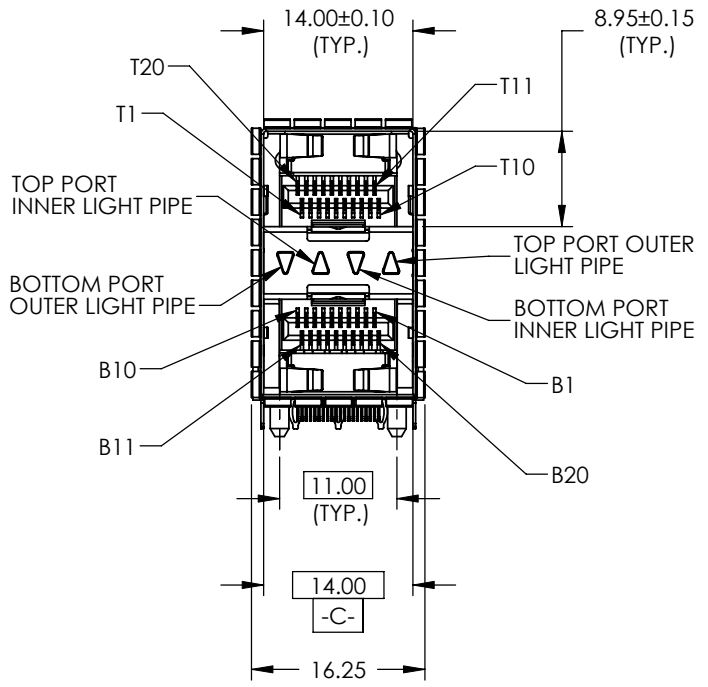
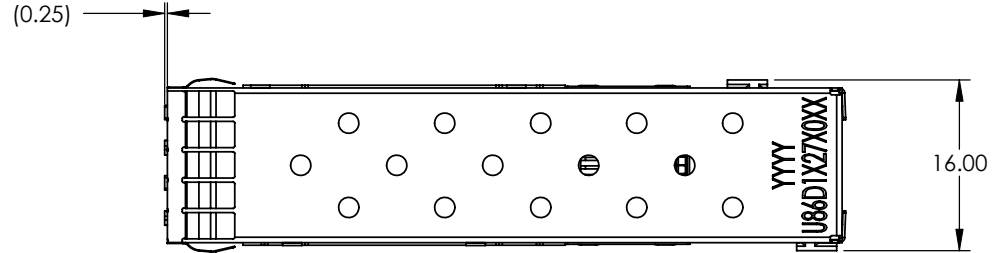
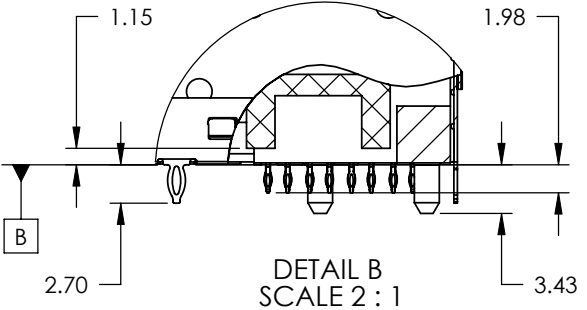
- 2 = NICKEL

**DO NOT SCALE DRAWING**

THIS DOCUMENT CONTAINS PROPRIETARY INFORMATION AND SUCH INFORMATION MAY NOT BE DISCLOSED TO OTHERS FOR ANY PURPOSE OR USED FOR MANUFACTURING PURPOSES WITHOUT PERMISSION FROM AMPHENOL CANADA CORP.

UNLESS OTHERWISE SPECIFIED DIMENSIONS ARE IN MILLIMETERS TOLERANCES ARE: DECIMALS                      ANGLES X.X ± 0.25                      ± 1° X.XX ± 0.15 MATERIAL AND FINISH N/A REF.                                      X CODE IDENT. NO.                      03554	<b>APPROVALS</b>		<b>DATE</b>	<b>Amphenol Canada Corp.</b>  TITLE <b>2X1 SFP+ ULTRA-PORT COMBO WITH LIGHT PIPE (SPRING FINGER GASKET)</b>  SIZE <b>A4</b> DWG. NO. <b>P-U86-D1627-X0XX1</b> REV. <b>A</b> SCALE <b>3:2</b> PROJECT                      SHEET <b>1 OF 4</b>
	DRAWN	J.SI	FEB23/09	
	DESIGNED	J.SI	FEB23/09	
	CHECKED	X	X	
	QA APPD	X	X	
IE APPD	X	X		
DWG APPD				

REVISIONS			
REV	DESCRIPTION	DATE	APPRD
A	PROPOSAL DRAWING	JUN18/09	

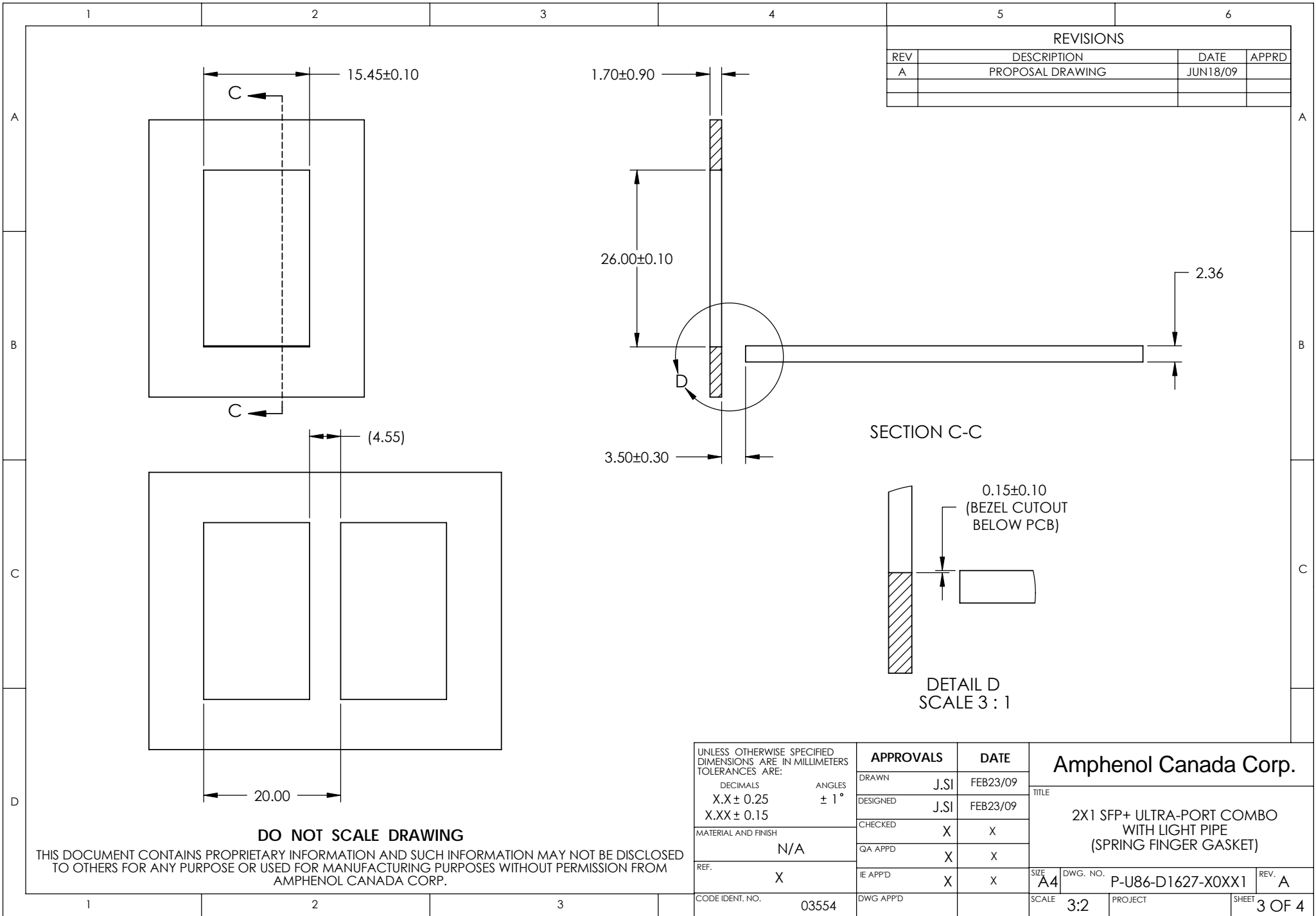


**DO NOT SCALE DRAWING**

THIS DOCUMENT CONTAINS PROPRIETARY INFORMATION AND SUCH INFORMATION MAY NOT BE DISCLOSED TO OTHERS FOR ANY PURPOSE OR USED FOR MANUFACTURING PURPOSES WITHOUT PERMISSION FROM AMPHENOL CANADA CORP.

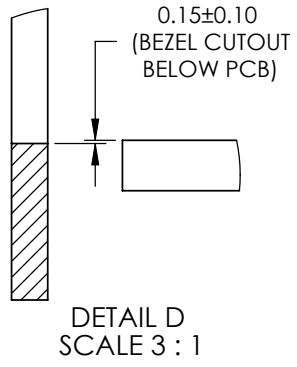
UNLESS OTHERWISE SPECIFIED DIMENSIONS ARE IN MILLIMETERS TOLERANCES ARE: DECIMALS ANGLES X.X ± 0.25 ± 1° X.XX ± 0.15	<b>APPROVALS</b>		<b>DATE</b>
	DRAWN	J.SI	FEB23/09
	DESIGNED	J.SI	FEB23/09
	CHECKED	X	X
	QA APPD	X	X
MATERIAL AND FINISH	N/A		
REF.	X		
IE APPD	X	X	
CODE IDENT. NO.	03554	DWG APPD	

<b>Amphenol Canada Corp.</b>			
TITLE			
2X1 SFP+ ULTRA-PORT COMBO WITH LIGHT PIPE (SPRING FINGER GASKET)			
SIZE	DWG. NO.	P-U86-D1627-X0XX1	REV. A
SCALE	1.5:1	PROJECT	SHEET 2 OF 4



REVISIONS			
REV	DESCRIPTION	DATE	APPRD
A	PROPOSAL DRAWING	JUN18/09	

SECTION C-C



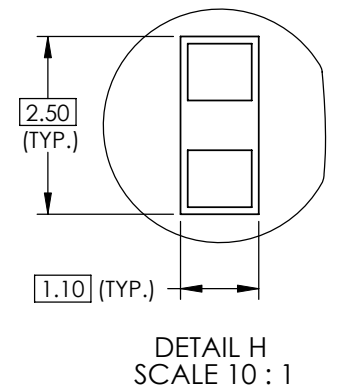
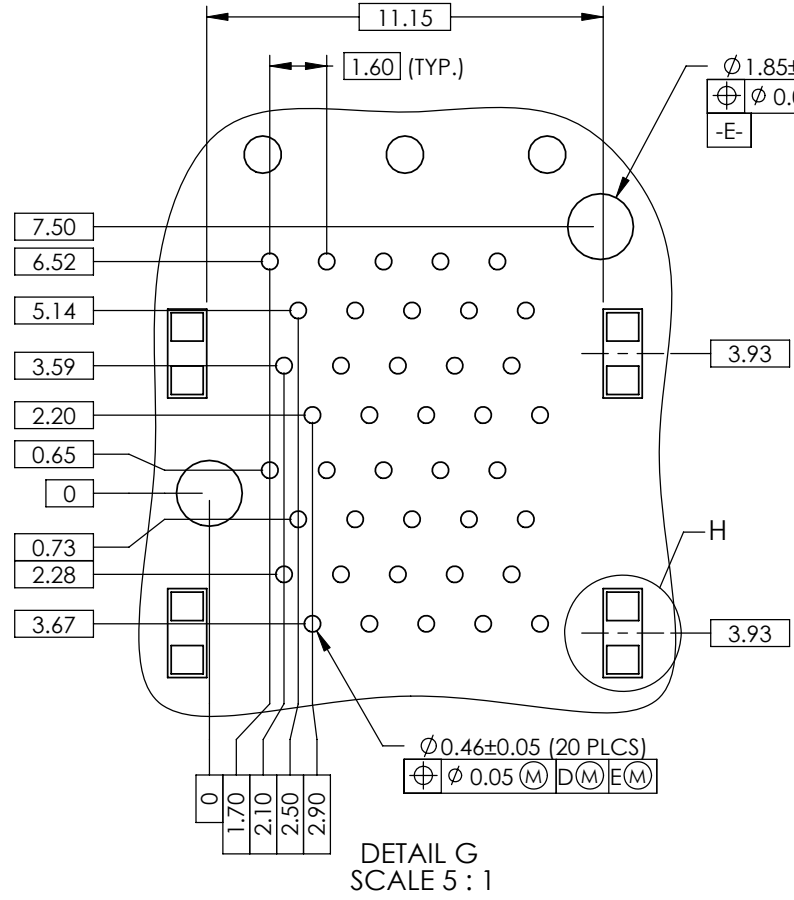
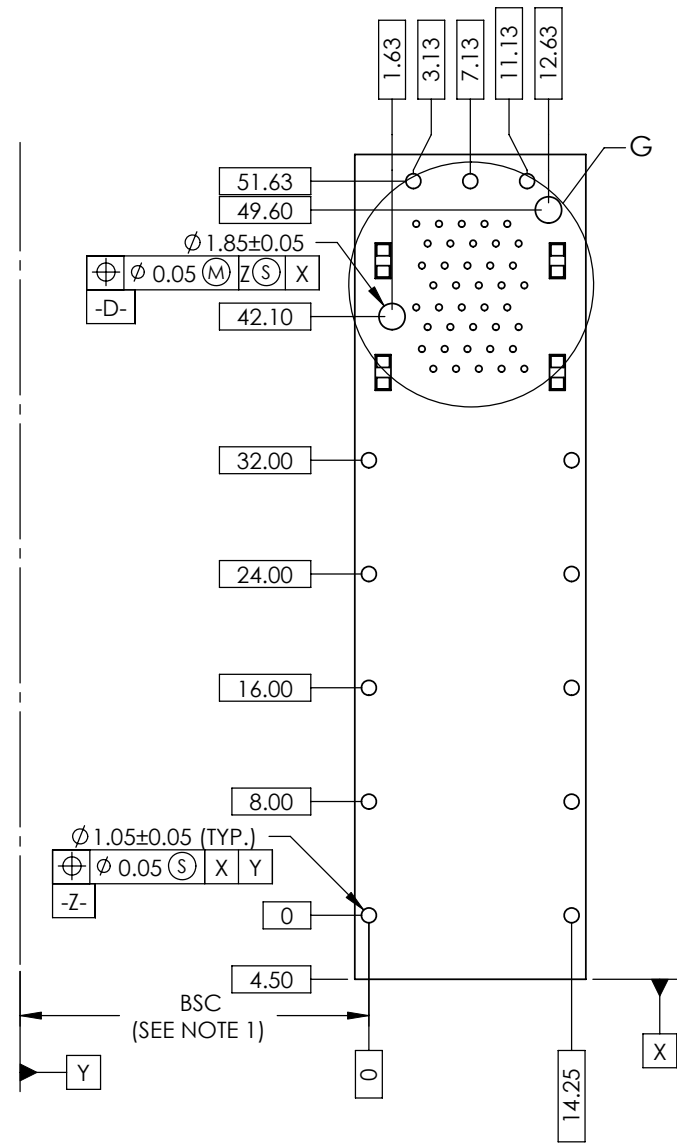
**DO NOT SCALE DRAWING**

THIS DOCUMENT CONTAINS PROPRIETARY INFORMATION AND SUCH INFORMATION MAY NOT BE DISCLOSED TO OTHERS FOR ANY PURPOSE OR USED FOR MANUFACTURING PURPOSES WITHOUT PERMISSION FROM AMPHENOL CANADA CORP.

UNLESS OTHERWISE SPECIFIED DIMENSIONS ARE IN MILLIMETERS TOLERANCES ARE: DECIMALS                      ANGLES X.X ± 0.25                      ± 1° X.XX ± 0.15	<b>APPROVALS</b>		<b>DATE</b>
	DRAWN	J.SI	FEB23/09
	DESIGNED	J.SI	FEB23/09
	CHECKED	X	X
	QA APPD	X	X
MATERIAL AND FINISH	N/A		
REF.	X	IE APPD	X X
CODE IDENT. NO.	03554	DWG APPD	

<b>Amphenol Canada Corp.</b>			
TITLE			
2X1 SFP+ ULTRA-PORT COMBO WITH LIGHT PIPE (SPRING FINGER GASKET)			
SIZE A4	DWG. NO. P-U86-D1627-X0XX1	REV. A	
SCALE 3:2	PROJECT	SHEET 3 OF 4	

REVISIONS			
REV	DESCRIPTION	DATE	APPRD
A	PROPOSAL DRAWING	JUN18/09	



DETAIL H  
SCALE 10 : 1

- NOTES:
- DATUM AND BASIC DIMENSIONS ESTABLISHED BY CUSTOMER.
  - 1.05 mm DIAMETER HOLES ARE CHASSIS GROUND (13 HOLES).

**DO NOT SCALE DRAWING**

THIS DOCUMENT CONTAINS PROPRIETARY INFORMATION AND SUCH INFORMATION MAY NOT BE DISCLOSED TO OTHERS FOR ANY PURPOSE OR USED FOR MANUFACTURING PURPOSES WITHOUT PERMISSION FROM AMPHENOL CANADA CORP.

UNLESS OTHERWISE SPECIFIED DIMENSIONS ARE IN MILLIMETERS TOLERANCES ARE:	DECIMALS	ANGLES	APPROVALS		DATE
	X.X ± 0.25	± 1°	DRAWN	J.SI	FEB23/09
	X.XX ± 0.15		DESIGNED	J.SI	FEB23/09
MATERIAL AND FINISH	N/A		CHECKED	X	X
REF.	X		QA APPD	X	X
			IE APPD	X	X
CODE IDENT. NO.	03554		DWG APPD		

<b>Amphenol Canada Corp.</b>			
TITLE			
2X1 SFP+ ULTRA-PORT COMBO WITH LIGHT PIPE (SPRING FINGER GASKET)			
SIZE	DWG. NO.	REV.	
A4	P-U86-D1627-X0XX1	A	
SCALE	PROJECT	SHEET	
2:1		4 OF 4	