

Features

Regulated Converters

- Long 5 Year Warranty
- 2MOPP/250VAC
- Suitable for built in Class II Applications
- Wide Input Voltage Range (85-264VAC)
- Low Leakage Current (<75µA)
- 5000m Operation
- Active Power Factor Correction
- Connector Set available

Description

The RACM150-S/(F) is a compact 4.6"x 1.63" high efficiency AC/DC power supply with 2xMOPP safety approval for medical applications. These space saving enclosed power supplies have a universal input voltage range (85-264VAC), 4kVac isolation, require no minimum load and can be used at ambient temperatures of between -25°C and +80°C. The 12V, 15V, 24V or 48V output voltages are fully protected and have tolerances of less than ±0.2% over the entire input voltage range and less than ±0.5% over the entire load range. The RACM150-S/(F) series is certified to medical safety standard IEC/ES/EN-60601-1 3rd Edition and feature BF rated outputs with less than 100µA leakage current. It has a built-in Class B EMI filter and comes with a five year warranty.

Selection Guide

Part Number	Input Voltage Range (VAC)	Output Voltage (VDC)	Output Current (A) 115/230VAC	Efficiency typ. (%)	Peak Output Power (W) 115/230VAC
RACM150-12S	85-264	12	10.0 / 10.84	91	120 / 130
RACM150-15S	85-264	15	8.33 / 9.0	92	125 / 135
RACM150-24S	85-264	24	5.2 / 5.63	92	125 / 135
RACM150-48S	85-264	48	2.5 / 2.71	91	120 / 130
RACM150-12S/F	85-264	12	12.5	91	150
RACM150-15S/F	85-264	15	10.0	92	150
RACM150-24S/F	85-264	24	6.25	92	150
RACM150-48S/F	85-264	48	3.13	91	150

Specifications (measured at T_A= 25°C, 230VAC, full load and after warm-up)

BASIC CHARACTERISTICS				
Parameter	Condition	Min.	Typ.	Max.
Input Voltage		85VAC 120VDC		264VAC 370VDC
Input Current	115VAC, full load 230VAC, full load			1.7A 0.8A
Inrush Current	cold start, 115VAC cold start, 230VAC			30A 60A
No Load Input Power	230VAC, with fan 230VAC, without fan		0.6W 0.25W	1W 0.3W
Input Frequency	AC Input	47Hz		63Hz
Start-up Time			0.7s	1s
Rise Time			20ms	
Hold up Time			30ms	
Minimum Load				0%
Power Factor		0.95		
Switching Frequency			60kHz	
Output Ripple and Noise (measured @ 20MHz BW)	12VDC, with 1µF/25V MLCC 15VDC, with 1µF/25V MLCC 24VDC, with 1µF/50V MLCC 48VDC, with 0.1µF/100V MLCC		120mVp-p 150mVp-p 220mVp-p 250mVp-p	

continued on next page

RECOM
AC/DC Converter

RACM150

150 Watt
Enclosed
Case Style
Single Output



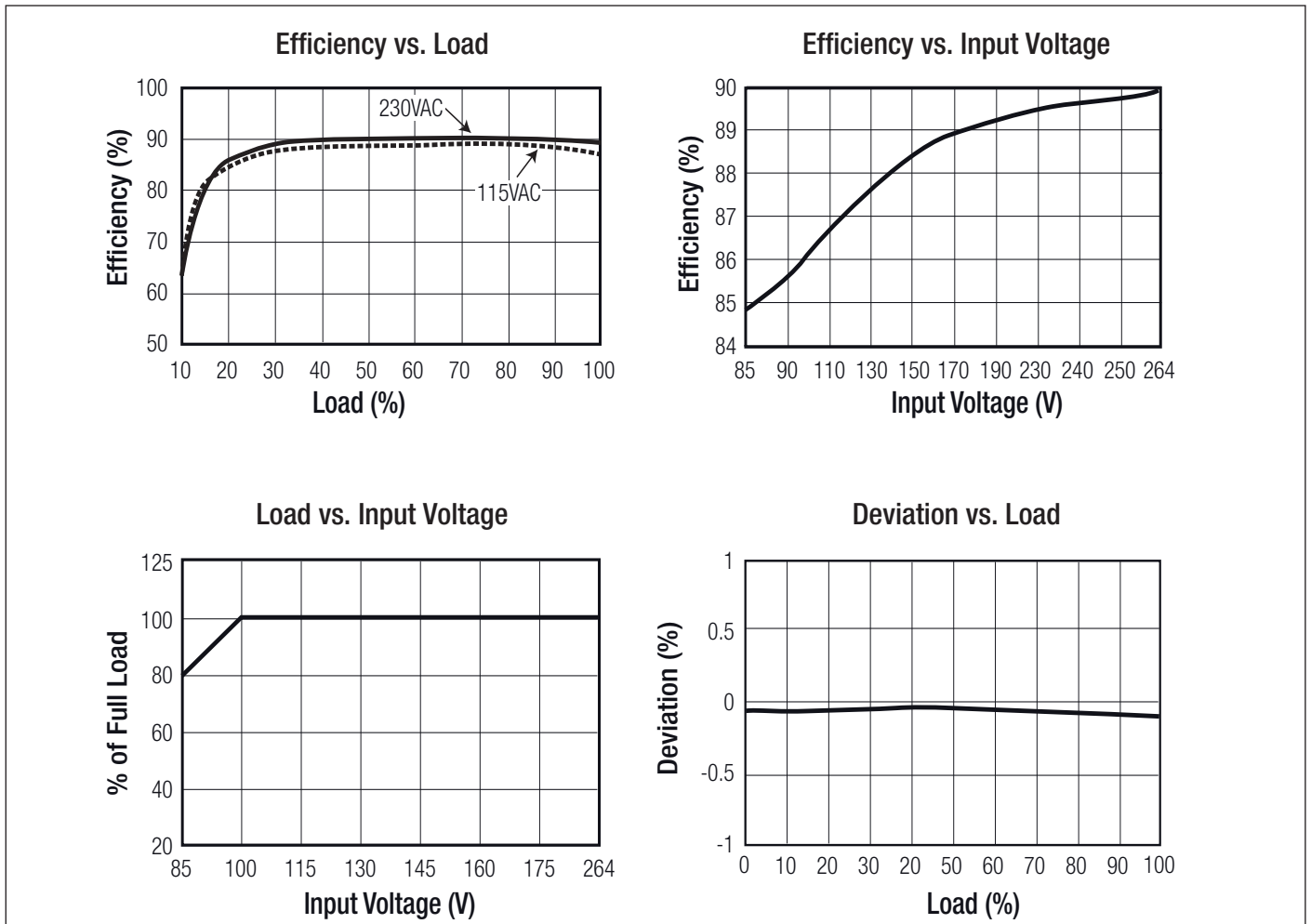
2MOPP
250VAC



EN-55011 Certified
EN-55022 Certified
ES-60601 Certified
IEC/EN-60601 Certified

Refer to Applications Notes

Specifications (measured at $T_A = 25^\circ\text{C}$, 230VAC, full load and after warm-up)



REGULATIONS		
Parameter	Condition	Value
Output Voltage Accuracy	230VAC, full load	$\pm 0.1\%$ typ. / $\pm 1\%$ max.
Line Voltage Regulation	low line to high line, full load	$\pm 0.1\%$ typ. / $\pm 0.2\%$ max.
Load Voltage Regulation	0% to 100% load	$\pm 0.1\%$ typ. / $\pm 0.5\%$ max.
Output Voltage Trim		$\pm 10\%$
Transient Peak Deviation	load step from 50% - 75% change at $2.5\text{A}/\mu\text{s}$	3% V_{out} max.
Transient Recovery Time	load step from 50% - 75% change at $2.5\text{A}/\mu\text{s}$	$500\mu\text{s}$ typ.

PROTECTIONS		
Parameter	Condition	Value
Input Fuse	internal line and neutral	T3.15A / 250VAC, slow blow type
Short Circuit Protection (SCP)		continuous, auto-recovery
Over Load Protection (OLP)	% of I_{out} rated	Hiccup Mode, 115-150%
Over Voltage Protection (OVP)	% of V_{out} nominal	Latch Mode, 115%-135% max.
Isolation Voltage (2MOPP insulation)	I/P to O/P	4kVAC / 1 minunte
	I/P to Chassis	1.5kVAC / 1 minute
	O/P to Chassis	1.5kVAC / 1 minunte

continued on next page

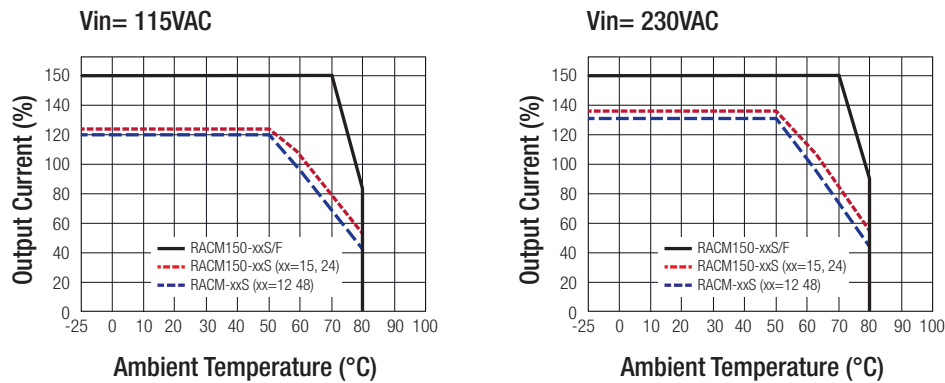
Specifications (measured at $T_A= 25^\circ\text{C}$, 230VAC, full load and after warm-up)

Leakage Current	264VAC	100 μ A max.
Clearance	I/P to O/P	8mm
Creepage	I/P to O/P	8mm
Isolation Resistance	500VDC	0.1G Ω min.

ENVIRONMENTAL

Parameter	Condition	Value
Relative Humidity	non-condensing	5% to 95% RH
Temperature Coefficient		$\pm 0.02\%$ / $^\circ\text{C}$
Operating Temperature Range (refer to derating graph)	without fan and with derating with fan and with derating	-25 $^\circ\text{C}$ to +80 $^\circ\text{C}$ -25 $^\circ\text{C}$ to +80 $^\circ\text{C}$
Storage Temperature Range	with fan without fan	-40 $^\circ\text{C}$ to +80 $^\circ\text{C}$ -40 $^\circ\text{C}$ to +80 $^\circ\text{C}$
Operating Altitude		5000m max.
MTBF (+25 $^\circ\text{C}$)	according to MIL-HDBK-217F, full load	780 x 10 ⁶ hours

Derating Graph



SAFETY AND CERTIFICATIONS

Certificate Type	Report / File Number	Standard
IEC/EN Medical Safety		IEC/EN-60601-1 Medical Report + ISO14971 Risk Assessment
ANSI/AAMI Medical Safety	E314885	ES60601-1
CAN/CSA Medical Safety	E314885	C22.2 No. 60601-1

Certificate Type (Environmental)	Condition	Standard / Criterion
ESD	Air $\pm 8\text{kV}$; Contact $\pm 6\text{kV}$	EN61000-4-2, Criteria A
Radiated Immunity	20V/m	EN61000-4-3, Criteria A
Fast Transient	$\pm 2\text{kV}$	EN61000-4-4, Criteria A
Surge	DM $\pm 1\text{kV}$ and CM $\pm 2\text{kV}$	EN61000-4-5, Criteria A
Conducted Immunity	20Vr.m.s	EN61000-4-6, Criteria A
Power Frequency Magnetic Field	10A/m	EN61000-4-8, Criteria A
Harmonic Current	full load	EN61000-3-2; Class A and D
Voltage Flicker		EN61000-3-3, PASS
Thermal Shock		MIL-STD-810F
Shock		IEC68-2-27
Vibration		IEC68-2-6
Dip and Interruptions	230VAC 50Hz 30%, 500ms 60%, 100ms >95%, 10ms >95%, 5000ms	EN60601-1-2, Criteria A EN60601-1-2, Criteria A EN60601-1-2, Criteria A EN60601-1-2, Criteria B

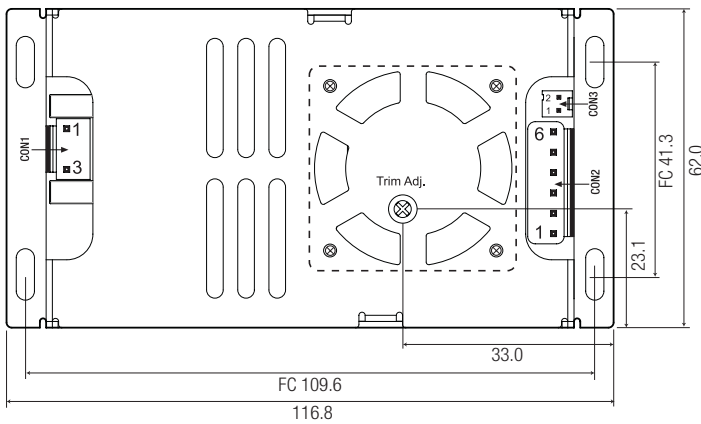
Specifications (measured at $T_A = 25^\circ\text{C}$, 230VAC, full load and after warm-up)

DIMENSIONS and PHYSICAL CHARACTERISTICS

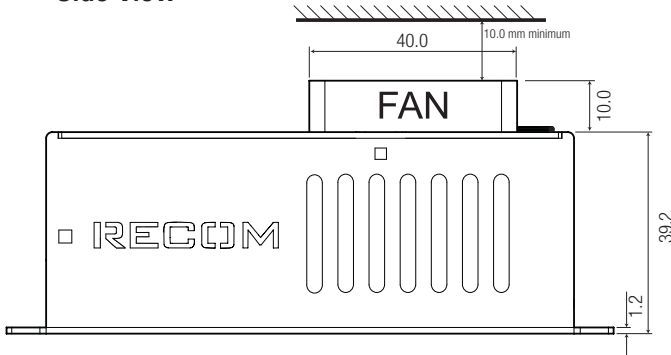
Parameter	Type	Value
Material	Case	Aluminium
Package Dimensions (LxWxH)	with fan	116.8 x 62.0 x 49.2mm
	without Fan	116.8 x 62.0 x 39.2mm
Package Weight	with Fan	270g
	without Fan	255g
Packaging Dimensions (LxWxH)	Cardboard Box	145 x 80 x 85mm
Packaging Quantity		1pcs

Mechanical Dimensions (mm)


Top View



Side View



Bottom View



FAN

Rated Voltage:	12V (7-13.8)
Input Power:	0.96W typ. 1.8W max.
Speed:	6000RPM
Air Flow:	7CFM/Min.; 30dBA max.
expected Lifetime (40°C):	>70khours continuous
Cable length:	55mm including connector

CON1 - Input

- Pin1 Line
- Pin3 Neutral

Mates with
JST housing: VHR-3N
JST crimp terminals: SVH-21T-P1.1

CON2 - Output

- Pin1,2,3 -Vout
- Pin4,5,6 +Vout

Mates with
JST housing: VHR-6N
JST crimp terminals: SVH-21T-P1.1

CON2 - Output

- Pin1 -Fan
- Pin2 +Fan

Mates with
Molex housing: 22-01-1022
Molex crimp terminals: 2759

Tolerance: $\pm 0.5\text{mm}$
FC: fixing center

The product information and specifications are subject to change without prior notice. All products are designed for non-safety critical commercial and industrial applications. The buyer agrees to implement safeguards that anticipate the consequences of any failures that might cause harm, loss of life and/or property damage.