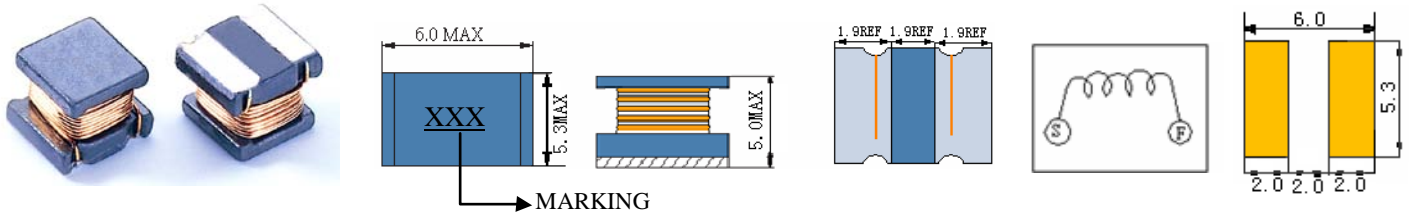


SC2220

SMD POWER INDUCTORS



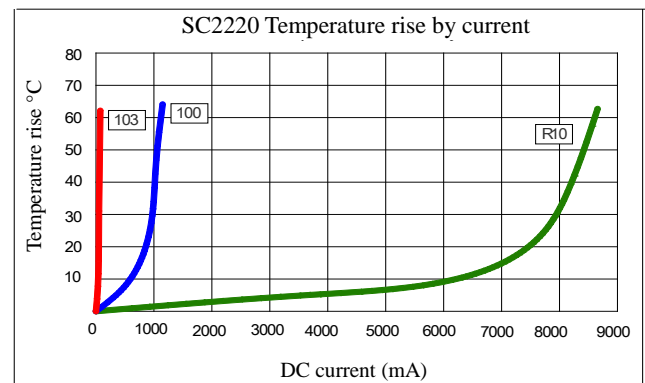
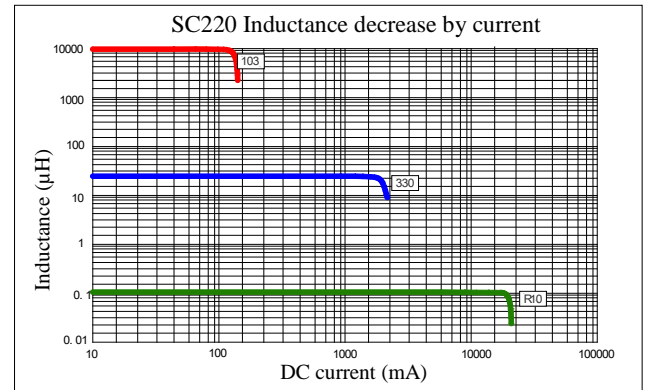
• Features

1. Open frame construction
2. Low DCR
3. Excellent Power Density
4. Engineered to Provide High Efficiency

ELECTRICAL CHARACTERISTICS



Part Number	Inductance (uH) (1)	Test Frequency	DC Resistance (Ω MAX) (2)	Saturation Current ⁽³⁾ (A)	Temperature Current ⁽⁴⁾ (A)
SC2220-R10	0.1	1MHZ	9.8m	6.00	7.80
SC2220-R24	0.24	1MHZ	14.0m	5.30	6.60
SC2220-R42	0.42	1MHZ	18.2m	4.80	5.40
SC2220-1R0	1.0	1MHZ	26.6m	4.00	4.40
SC2220-1R5	1.5	1MHZ	30.8m	3.70	3.90
SC2220-2R2	2.2	1MHZ	40.6m	3.20	3.50
SC2220-3R3	3.3	1MHZ	50.4m	2.90	3.10
SC2220-4R7	4.7	1MHZ	63.0m	2.70	2.80
SC2220-6R8	6.8	1MHZ	104m	2.00	2.38
SC2220-100	10	1MHZ	130m	1.70	1.85
SC2220-150	15	1MHZ	210m	1.40	1.50
SC2220-220	22	1MHZ	265m	1.20	1.23
SC2220-330	33	1MHZ	448m	0.90	0.96
SC2220-470	47	1MHZ	630m	0.80	0.76
SC2220-680	68	1MHZ	938m	0.64	0.68
SC2220-101	100	100KHZ	1.20	0.56	0.52
SC2220-151	150	100KHZ	2.66	0.42	0.40
SC2220-221	220	100KHZ	3.36	0.32	0.30
SC2220-331	330	100KHZ	6.16	0.27	0.26
SC2220-471	470	100KHZ	7.56	0.24	0.23
SC2220-681	680	100KHZ	11.34	0.19	0.19
SC2220-102	1000	10KHZ	14.42	0.15	0.15
SC2220-222	2200	10KHZ	30.10	0.10	0.10
SC2220-472	4700	10KHZ	61.04	0.07	0.07
SC2220-103	10000	10KHZ	140.00	0.05	0.05



- (1). Inductance tolerance for 0.1uH~0.42uH: $\pm 30\%$, for 1uH~510mH: $\pm 20\%$. Tested at 0.25V, 0ADC and 25°C
- (2). DCR measured at 25°C.
- (3). The DC current at which the inductance decreases by 10% from its initial value.
- (4). The DC current that results in a 40°C temperature rise from 25°C ambient.

[Click here for QUANTITY PER REEL & PACKING INFORMATION](#)

Custom versions available upon request.

© 2019 Signal Transformer –Specification subject to change without notice. 12.19