

Repeater power supply - MINI MCR-SL-RPSS-I-I-SP - 2810230

Please be informed that the data shown in this PDF Document is generated from our Online Catalog. Please find the complete data in the user's documentation. Our General Terms of Use for Downloads are valid (<http://phoenixcontact.com/download>)



MCR repeater power supply with HART transmission, input signal 4...20 mA, output signal 4...20 mA, with spring-cage connection.

The figure shows a version with a screw connection

Product Features

- ✓ Power supply possible via the foot element (TBUS)
- ✓ Bidirectional HART transmission as an option
- ✓ Can also be used as an isolator without supply
- ✓ Supply of 2-wire and passive 3-wire sensors
- ✓ 3-way isolation
- ✓ Highly-compact repeater power supplies for electrical isolation, amplification, and filtering of standard analog signals



Key commercial data

Packing unit	1 pc
Custom tariff number	85437090
Country of origin	Germany

Technical data

Note

Utilization restriction	EMC: class A product, see manufacturer's declaration in the download area
-------------------------	---

Dimensions

Width	6.2 mm
Height	93.1 mm
Depth	102.5 mm

Repeater power supply - MINI MCR-SL-RPSS-I-I-SP - 2810230

Technical data

Ambient conditions

Ambient temperature (operation)	-20 °C ... 60 °C
Ambient temperature (storage/transport)	-40 °C ... 85 °C
Degree of protection	IP20

Input data

Description of the input	Current input (sensor circuit)
Current input signal	4 mA ... 20 mA (repeater power supply and isolator operation)
	0 mA ... 20 mA (isolator operation)
Input resistance current input	approx. 50 Ω
Transmitter supply voltage	16.5 V

Output data

Output name	Current output
Current output signal	4 mA ... 20 mA (repeater power supply and isolator operation)
	0 mA ... 20 mA (isolator operation)
Max. output current	> 21 mA (22.5 mA, typical)
Load/output load current output	≤ 500 Ω (at I = 20 mA)
Transmission Behavior	1:1 to input signal

Power supply

Nominal supply voltage	24 V DC
Supply voltage range	20.4 V DC ... 30 V DC (The DIN rail bus connector (ME 6,2 TBUS-2 1,5/5-ST-3,81 GN, Order No. 2869728) can be used to bridge the supply voltage. It can be snapped onto a 35 mm DIN rail according to EN 60715))
Power consumption	< 900 mW (at 24 V DC and in repeater power supply operation)
	< 600 mW (at 24 V DC and in isolator operation)

Connection data

Connection method	Spring-cage connection
Conductor cross section solid min.	0.2 mm ²
Conductor cross section solid max.	2.5 mm ²
Conductor cross section AWG/kcmil min.	24
Conductor cross section AWG/kcmil max	12
Conductor cross section stranded min.	0.2 mm ²
Conductor cross section stranded max.	2.5 mm ²
Stripping length	8 mm

General

Maximum transmission error	≤ 0.2 % (of final value)
Transmission error, typical	≤ 0.1 % (of final value)
Maximum temperature coefficient	< 0.005 %/K

Repeater power supply - MINI MCR-SL-RPSS-I-I-SP - 2810230

Technical data

General

Temperature coefficient, typical	< 0.002 %/K
Limit frequency (3 dB)	175 Hz (typ.)
Step response (10-90%)	< 2 ms (typ.)
Protective circuit	Transient protection
Electrical isolation	Basic insulation according to EN 61010
Surge voltage category	II
Pollution degree	2
Rated insulation voltage	50 V AC/DC
Test voltage, input/output/supply	1.5 kV (50 Hz, 1 min.)
Electromagnetic compatibility	Conformance with EMC Directive 2004/108/EC
Noise emission	EN 61000-6-4
Noise immunity	EN 61000-6-2 When being exposed to interference, there may be minimal deviations.
Color	green
Housing material	PBT
Mounting position	any
Assembly instructions	To bridge the supply voltage, the DIN rail connector (ME 6,2 TBUS-2 1,5/5-ST-3,81 GN, Order No. 2869728) can be used. It can be snapped onto a 35 mm DIN rail according to EN 60715.
Conformance	CE-compliant
ATEX	# II 3 G Ex nA IIC T4 Gc X
UL, USA / Canada	UL 508 Recognized applied for
	Class I, Div. 2, Groups A, B, C, D T5 applied for
GL	GL EMC 2 D

Data communication (bypass)

Limit frequency (3 dB)	approx. 2.5 Hz
------------------------	----------------

EMC data

Designation	Electromagnetic RF field
Standards/regulations	EN 61000-4-3
Typical deviation from the measuring range final value	3 %
Designation	Fast transients (burst)
Standards/regulations	EN 61000-4-4
Typical deviation from the measuring range final value	3 %
Designation	Conducted interferences
Standards/regulations	EN 61000-4-6
Typical deviation from the measuring range final value	3 %

Repeater power supply - MINI MCR-SL-RPSS-I-I-SP - 2810230

Classifications

eCl@ss

eCl@ss 4.0	27210120
eCl@ss 4.1	27210120
eCl@ss 5.0	27210120
eCl@ss 5.1	27210120
eCl@ss 6.0	27210120
eCl@ss 7.0	27210120
eCl@ss 8.0	27210120

ETIM

ETIM 2.0	EC001485
ETIM 3.0	EC001485
ETIM 4.0	EC001485
ETIM 5.0	EC001485

UNSPSC

UNSPSC 6.01	30211506
UNSPSC 7.0901	39121008
UNSPSC 11	39121008
UNSPSC 12.01	39121008
UNSPSC 13.2	39121008

Approvals

Approvals

Approvals

GL

Ex Approvals

ATEX

Approvals submitted

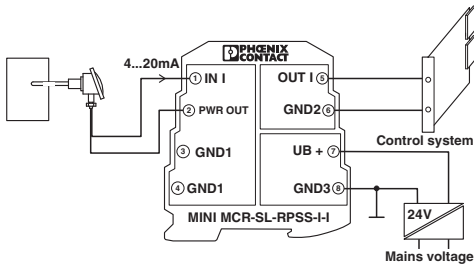
Approval details

GL

Repeater power supply - MINI MCR-SL-RPSS-I-I-SP - 2810230

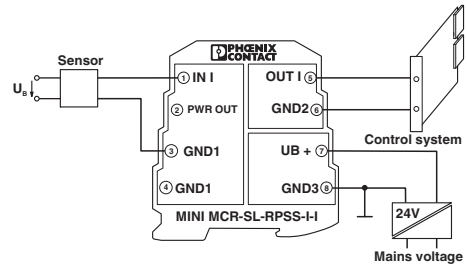
Drawings

Application drawing



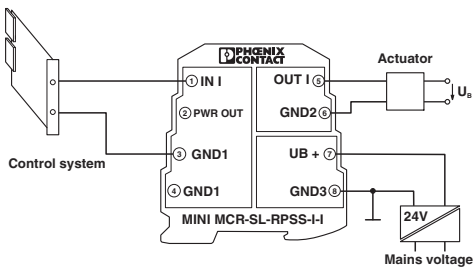
Repeater power supply operation with a passive sensor

Application drawing



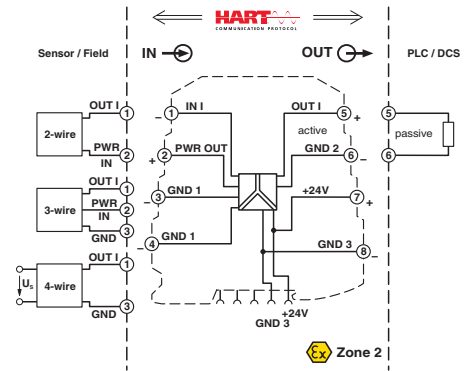
Isolator operation with an active sensor

Application drawing



Isolator operation at the analog output module

Block diagram



Dimensioned drawing

