

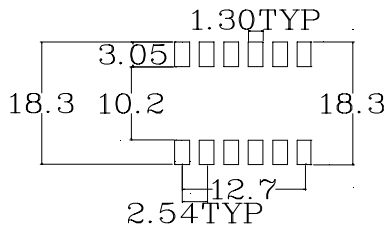
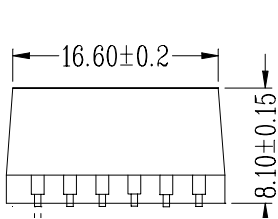
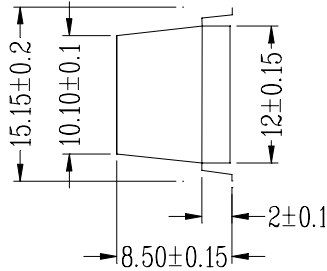
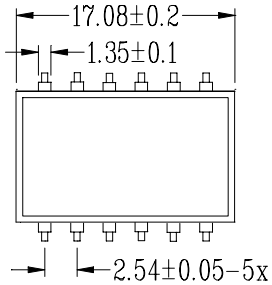
# T1/CEPT/ISDN-PRI TRANSFORMERS

1. EXTENDED AND STANDARD TEMPERATURE RANGE MODELS
2. DUAL SURFACE MOUNT PACKAGE CONTAINS BOTH TRANSMIT AND RECEIVE
3. MODELS MATCHED TO LEADING TRANSCEIVER ICs
4. UL 1459 RECOGNIZED
5. 1500Vrms ISOLATION VOLTAGE

## B. ELECTRICAL SPECIFICATIONS @ 25°C.

PART NUMBER	URNS RATIO (PRI: Sec±5%)	OCL@25°C (mH min)	CW/W (pF Max)	LL SEC (uH Max)	DCR pri (Ω Max)	DCRsec (Ω max)	Package schematic	FRIMARY Pins	
EXTENDED TEMPERA^TURE RANGE MODELS (1)									
BH-S5821	1CT: 2CT & 1CT: 2CT	1.20 & 1.20	50 & 50	0.80 & 0.80	1.00 & 1.00	1.70 & 1.70	AD-1/2	12-10.4-6	
BH-S5822	1CT: 2CT & 1:1.36CT	1.60 & 1.60	60 & 50	1.00 & 0.80	1.70 & 1.70	2.00 & 1.70	AD-1/1	12-10.4-6	
BH-S5825	1:1.15CT & 1 CT: 2CT	1.50 & 1.20	60 & 50	0.80 & 0.80	1.00 & 1.00	1.00 & 1.70	AD-1/4	12-10.4-6	
BH-S5826	1:1/1.26CT & 1 CT: 2CT	1.50 & 1.20	50 & 60	0.80 & 0.80	1.00 & 1.00	1.10 & 1.70	AD-1/5	12-10.4-6	
BH-S5827	2:2CT & 2:1	1.60 & 1.60	55 & 40	1.30 & 1.30	1.10 & 0.70	1.10 & 0.70	AD-1/6	1-3.4-6	
BH-S5828	1CT: 2CT & 1 CT: 1CT	1.20 & 1.20	50 & 50	0.80 & 0.80	1.00 & 1.00	1.00 & 1.00	AD-1/2	1-3.4-6	
BH-S8674	1CT: 1.15CT & 1 CT: 1.15CT	1.20 & 1.20	50 & 50	0.80 & 0.80	1.20 & 1.20	1.40 & 1.40	AD-1/2	1-3.4-6	
BH-S8677	1CT: 1CT & 1 CT: 2CT	1.20 & 1.20	50 & 50	0.80 & 0.80	1.20 & 1.20	1.20 & 1.80	AD-1/2	1-3.4-6	
BH-S8682	1CT: 1.15CT & 1 CT: 1CT	1.50 & 1.50	60 & 60	0.80 & 0.80	1.00 & 1.00	1.10 & 1.00	AD-1/2	12-10.4-6	
BH-S8684	1CT: 1.36CT & 1 CT: 1.36CT		50 & 50	0.80 & 0.80	1.20 & 1.20	1.40 & 1.40	AD-1/2	1-3.4-6	
BH-S8687	1CT: 1.41CT & 1 CT: 1.41CT	0.80 & 0.80	30 & 30	0.80 & 0.80	1.00 & 1.20	1.00 & 1.20	AD-1/2	12-10.9-7	
BH-S8791	1CT: 2.3CT & 1 CT: 2CT	1.20 & 1.20	60 & 50	0.80 & 0.80	1.20 & 1.20	2.01 & 2.10	AD-1/2	12-10.4-6	
40T0&N10T STANDARD TEMPERATURE RANGE MODELS									
BH-S5761	1CT 2 CT & 1 CT: 2CT	1.20 & 1.20	31 & 31	0.60 & 0.60	0.70 & 0.70	1.20 & 1.20	AD-1/2	12-10.4-6	
BH-S5762	1CT: 2CT & 1:1.36CT	1.20 & 1.20	32 & 37	0.55 & 0.80	0.70 & 0.70	1.20 & 0.90	AD-1/1	12-10.4-6	
BH-S5763	1:2CT & 1:1.14CT	1.20 & 1.20	40 & 35	0.55&0.8	0.70 & 0.70	1.20 & 0.90	AD-1/5	12-10.4-6	
BH-S5764	1CT: 2CT & 1:1	1.20 & 1.20	30 & 30	0.55(A) & 0.8	0.70 & 0.70	1.20 & 0.70	AD-1/3	1-3.5-6	
BH-S5765	1:1.15CT & 1 CT: 2CT	1.20 & 1.20	35 & 35	0.60 & 0.60	0.70 & 0.70	0.90 & 1.20	AD-1/4	12-10.4-6	
BH-S5766	1:1/1.26 & 1:2CT	1.50 & 1.20	40 & 40	0.40 & 0.50	0.70 & 0.70	0.90 & 1.20	AD-1/5	12-10.4-6	
BH-S5769	1CT: 2CT & 1:1.08CT	1.50 & 1.20	40 & 30	0.60 & 0.60	0.70 & 0.70	1.10 & 1.70	AD-1/1	12-10.4-6	
PE-68836	BH-S5636	1:1/1.26CT & 1:1.26CT	1.50 & 1.50	45 & 45	0.40 & 0.40	0.80 & 0.80	1.00 & 1.00	AD-1/7	12-10.9-7

\* N.Cat pins 11&8



Suggest PAD layout

