

DC Pass

# Matching Transformer

Z7550-NMNF+

50/75Ω

DC to 2300 MHz

## The Big Deal

- Low matching loss of 0.5 dB typical
- Wideband coverage, DC-2300MHz
- Maximum DC current handling capability of 5A
- Connectorized package



CASE STYLE: H795-4

## Product Overview

Z7550-NMNF+ is a DC passing matching transformer that allows impedance matching between 50Ω and 75Ω systems with minimum reflection in to the circuit. This matching transformer will find its application in any system where 50Ω-75Ω matching is required

## Key Features

Feature	Advantages
Low insertion loss	This introduced minimum reflection in to the circuit.
Connectorized package	The connectorized package is easy to interface with other devices and well suited for test setups.

### Notes

- A. Performance and quality attributes and conditions not expressly stated in this specification document are intended to be excluded and do not form a part of this specification document.  
B. Electrical specifications and performance data contained in this specification document are based on Mini-Circuit's applicable established test performance criteria and measurement instructions.  
C. The parts covered by this specification document are subject to Mini-Circuits standard limited warranty and terms and conditions (collectively, "Standard Terms"); Purchasers of this part are entitled to the rights and benefits contained therein. For a full statement of the Standard Terms and the exclusive rights and remedies thereunder, please visit Mini-Circuits' website at [www.minicircuits.com/MCLStore/terms.jsp](http://www.minicircuits.com/MCLStore/terms.jsp)



DC Pass

# Matching Transformer

## Z7550-NMNF+

50/75Ω

DC to 2300 MHz



### Maximum Ratings

Operating Temperature	-55°C to 100°C
Storage Temperature	-55°C to 100°C
DC Current	5A max.
DC Resistance	0.2Ω max.

Permanent damage may occur if any of these limits are exceeded.

### Features

- Low matching loss of 0.5 dB typical
- Wideband coverage, DC-2300MHz
- Maximum DC current handling capability of 5A
- Connectorized package

CASE STYLE: H795-4

Connectors Model  
75Ω N-F Z7550-NMNF+  
50Ω N-M

**+RoHS Compliant**

The +Suffix identifies RoHS Compliance. See our web site for RoHS Compliance methodologies and qualifications

### Applications

- Impedance matching

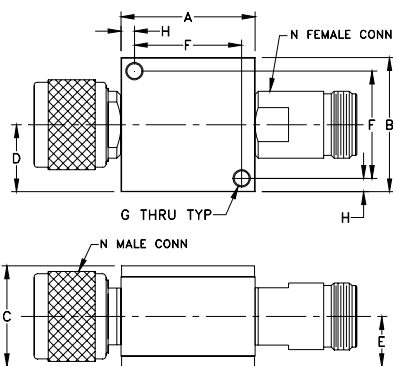
### Coaxial Connections

Input	N-Male
Output	N-Female

### Electrical Specifications at 25°C

Parameter	Frequency (MHz)	Min.	Typ.	Max.	Unit
Frequency Range	-	DC	-	2300	MHz
Insertion Loss	10	-	-	1.0	dB
	950-2300	-	0.5	1.2	
VSWR	10	-	-	1.8	:1
	950-2300	-	-	1.5	
Power	DC-2300	-	-	2.0	W

### Outline Drawing



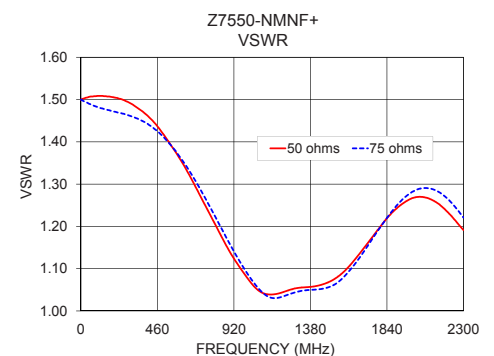
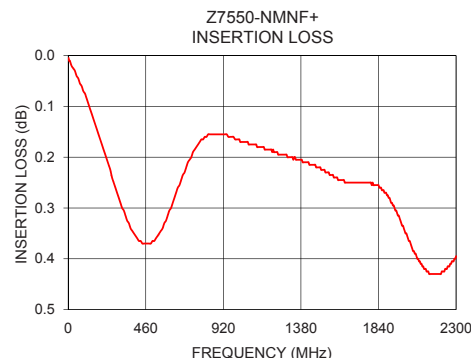
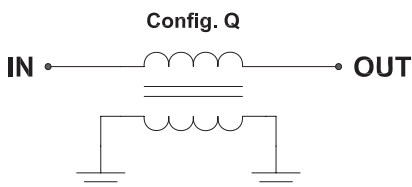
### Outline Dimensions (inch mm)

A	B	C	D	E
1.25	1.25	0.94	0.63	0.47
31.75	31.75	23.88	16.00	11.94
F	G	H	wt	
1.00	0.13	0.13	grams	
25.40	3.18	3.18	91	

### Typical Performance Data

Frequency (MHz)	Insertion Loss (dB)	VSWR	
		50 Ω	75 Ω
10	0.01	1.50	1.50
20	0.02	1.50	1.50
100	0.08	1.51	1.48
250	0.23	1.50	1.47
300	0.28	1.49	1.46
950	0.16	1.11	1.12
1000	0.17	1.08	1.09
1500	0.23	1.07	1.06
2000	0.35	1.27	1.28
2300	0.40	1.19	1.22

### Functional Schematic



### Notes

- Performance and quality attributes and conditions not expressly stated in this specification document are intended to be excluded and do not form a part of this specification document.
- Electrical specifications and performance data contained in this specification document are based on Mini-Circuits' applicable established test performance criteria and measurement instructions.
- The parts covered by this specification document are subject to Mini-Circuits standard limited warranty and terms and conditions (collectively, "Standard Terms"); Purchasers of this part are entitled to the rights and benefits contained therein. For a full statement of the Standard Terms and the exclusive rights and remedies thereunder, please visit Mini-Circuits' website at [www.minicircuits.com/MCLStore/terms.jsp](http://www.minicircuits.com/MCLStore/terms.jsp)

