

REVISIONS				
REV.	ECN/E-R	DESCRIPTION	DATE	APPROVED
A		PROPOSAL	MAR26/09	

MATERIAL:

CAGE:
COPPER ALLOY

PLATING OPTION Y=2:
2.54um MIN. NICKEL

PLATING OPTION Y=3:
3.81um MIN. MATTE TIN
OVER 1.27um MIN. NICKEL

PACKAGING:
TRAY PACKAGING

TEMPERATURE RANGE:
-40C TO +85C

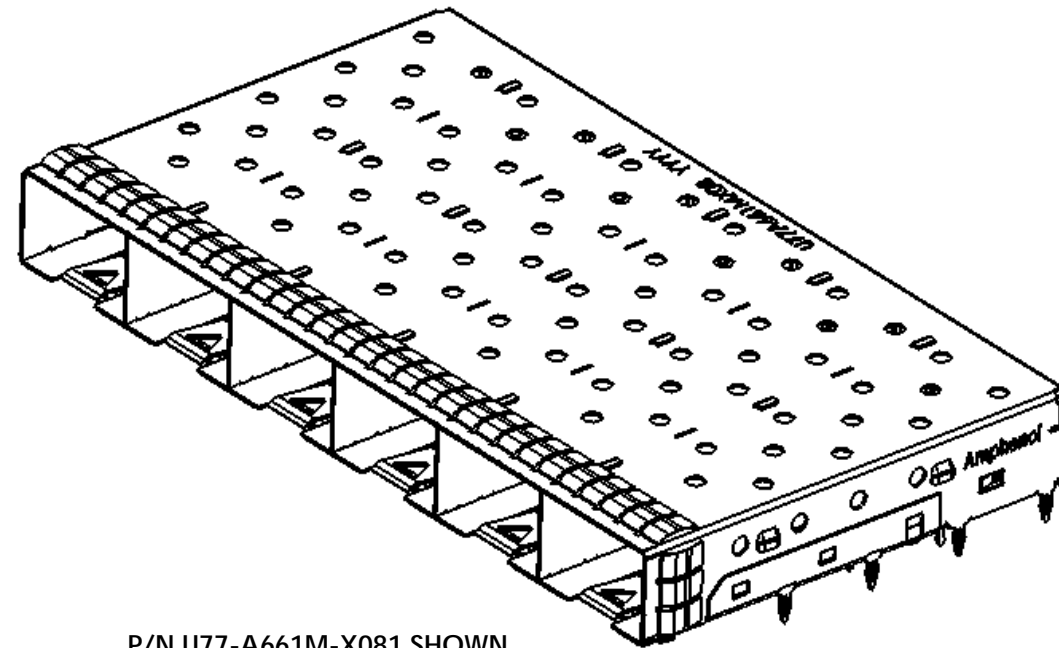
AMPHENOL PART NUMBER CONFIGURATION

U77 - A X 6 1 M - Y 0 8 1

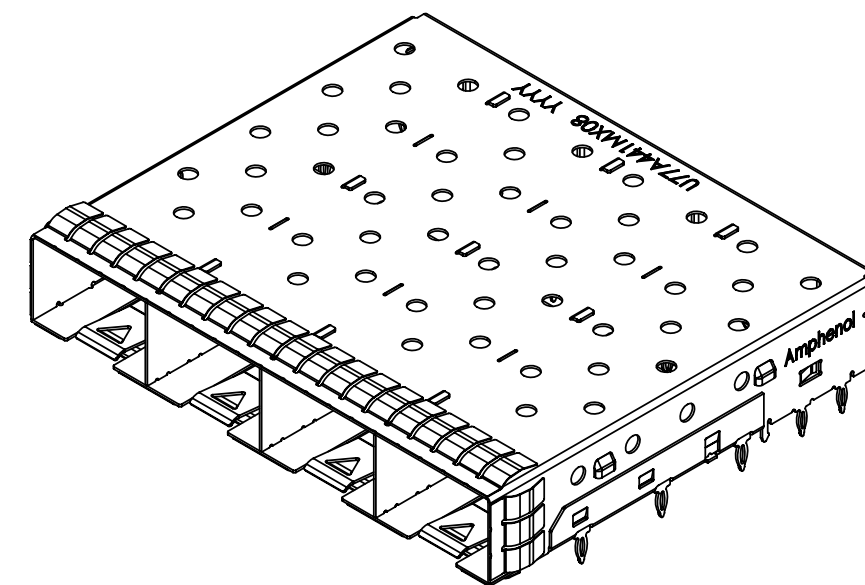
PACKAGING
1 = TRAY PACKAGING

PLATING
2 = NICKEL PLATING
3 = MATTE TIN PLATING

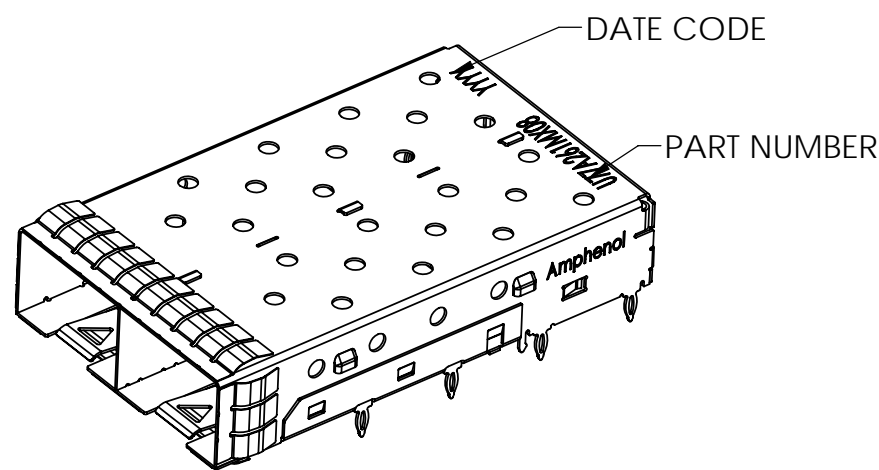
NUMBER OF PORTS
2 = 2 PORTS
4 = 4 PORTS
6 = 6 PORTS



P/N U77-A661M-X081 SHOWN



P/N U77-A461M-X081 SHOWN



P/N U77-A261M-X081 SHOWN

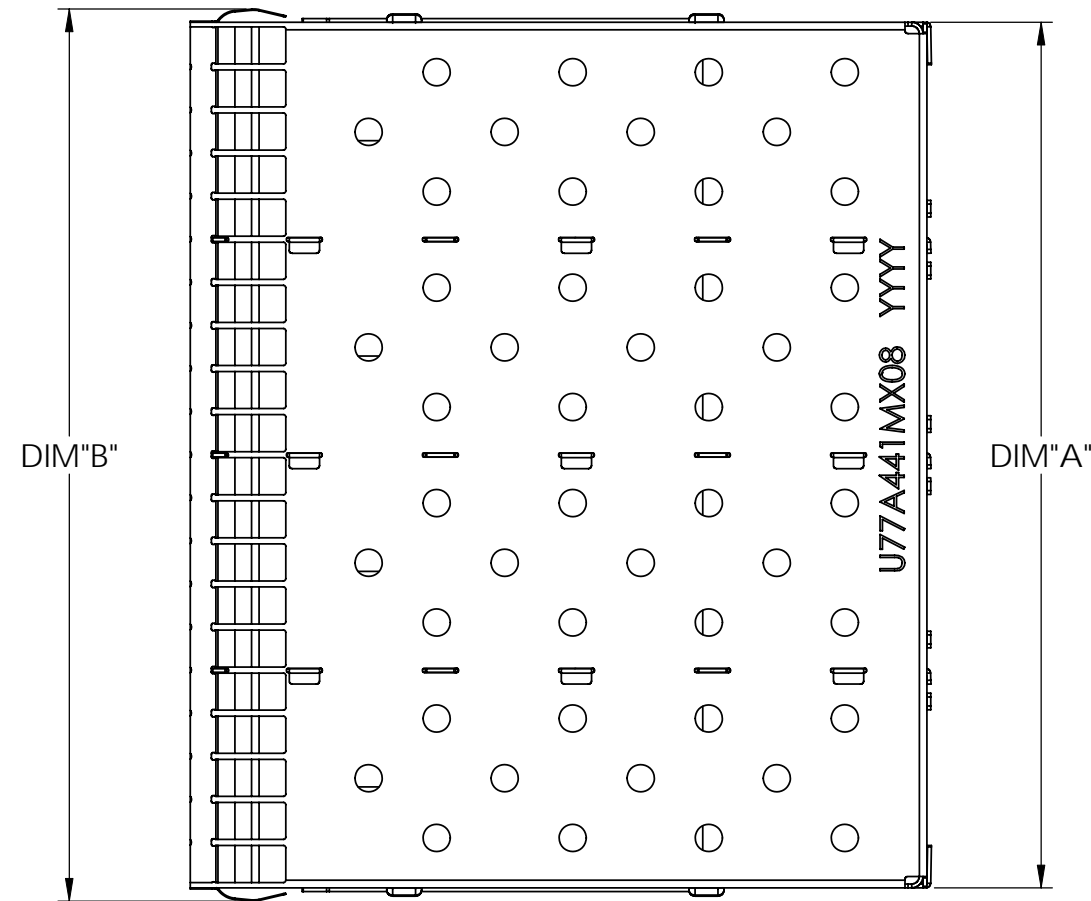


DO NOT SCALE DRAWING

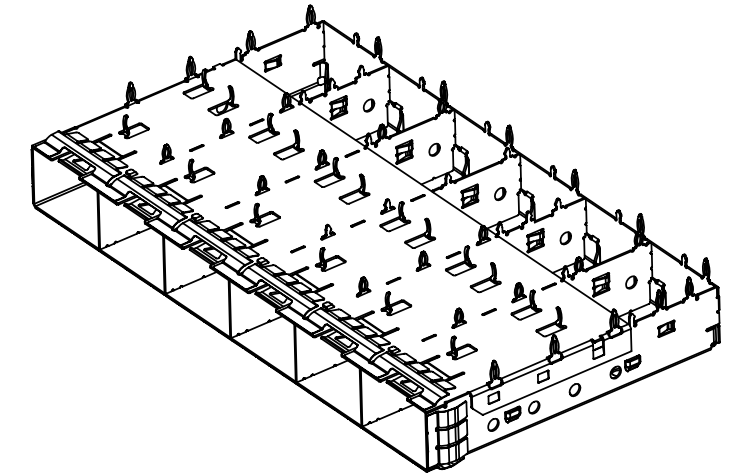
THIS DOCUMENT CONTAINS PROPRIETARY INFORMATION AND SUCH INFORMATION MAY NOT BE DISCLOSED TO OTHERS FOR ANY PURPOSE OR USED FOR MANUFACTURING PURPOSES WITHOUT PERMISSION FROM AMPHENOL CANADA CORP.

UNLESS OTHERWISE SPECIFIED DIMENSIONS ARE IN MILLIMETERS TOLERANCES ARE:		APPROVALS		DATE	Amphenol Canada Corp.	
DECIMALS X.X ± 0.38 X.XX ± 0.25	ANGLES ± 1°	DRAWN ChigowX	DESIGNED	MAR14/09	TITLE	
MATERIAL AND FINISH SEE NOTE 1		CHECKED J.SI	QA APPD	MAR26/09	1XN SFP+ GAGE ASSY WITH SPRING FINGER GASKET	
REF.	IE APPD	DWG APPD A.G	SCALE 4:1	DWG. NO. P-U77-AX61M-X081	REV. A	
CODE IDENT. NO. 03554	DWG APPD	MAR26/09	PROJECT	SHEET		1 OF 6

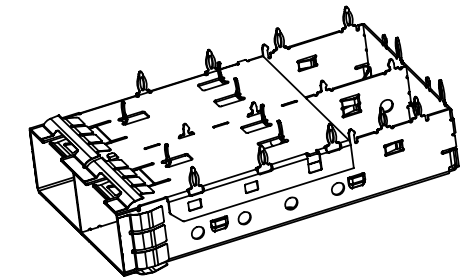
PART NUMBER	DIM"A"	DIM"B"
U77-A261M-X081	28.75	30.51
U77-A461M-X081	57.25	59.01
U77-A661M-X081	85.75	87.51



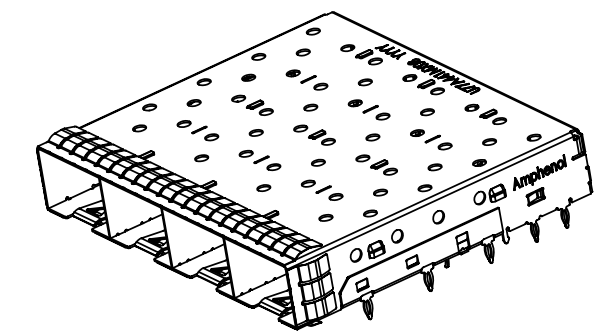
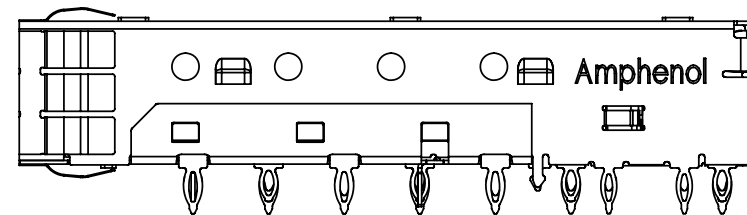
REVISIONS				
REV.	ECN/E-R	DESCRIPTION	DATE	APPROVED
A		PROPOSAL	MAR26/09	



U77-A661M-X081 SHOWN



U77-A261M-X081 SHOWN



U77-A461M-X081 SHOWN

DO NOT SCALE DRAWING

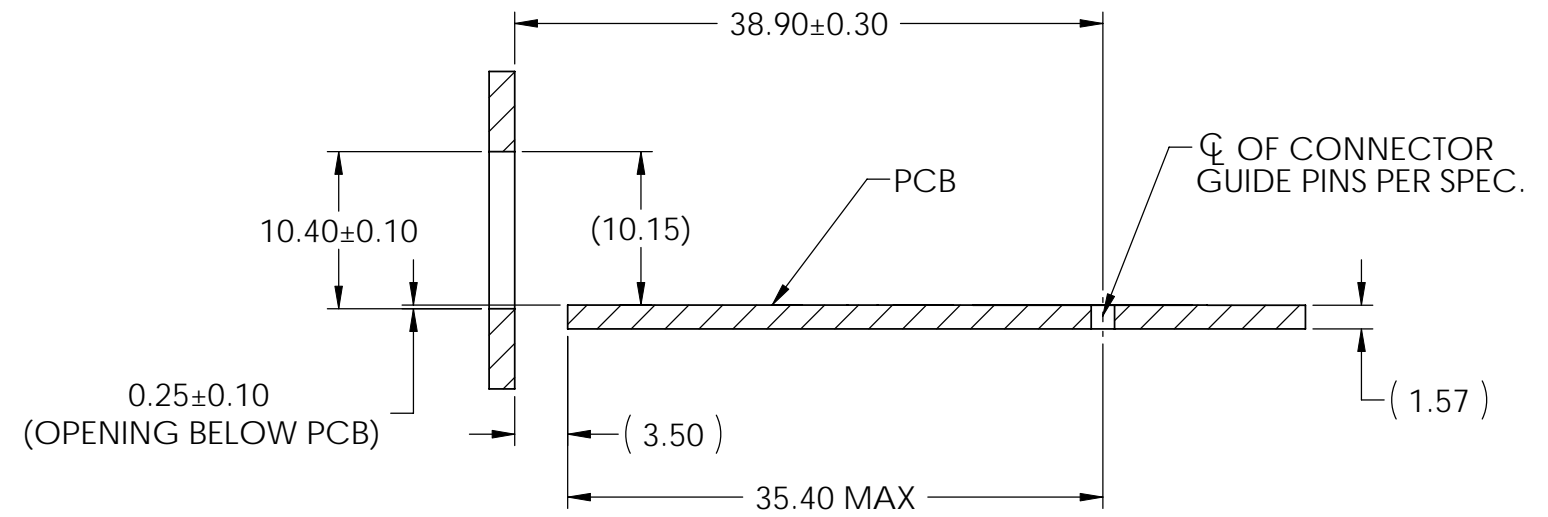
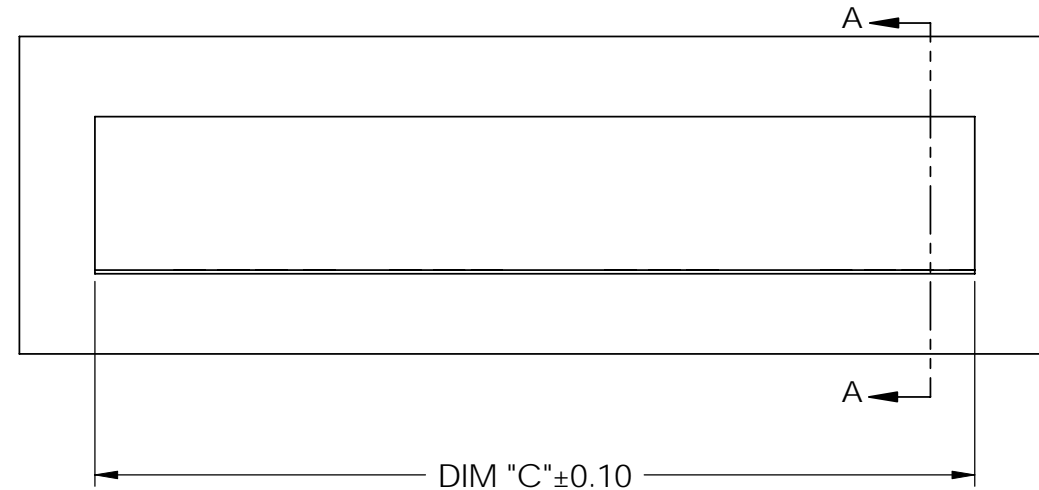
THIS DOCUMENT CONTAINS PROPRIETARY INFORMATION AND SUCH INFORMATION MAY NOT BE DISCLOSED TO OTHERS FOR ANY PURPOSE OR USED FOR MANUFACTURING PURPOSES WITHOUT PERMISSION FROM AMPHENOL CANADA CORP.

UNLESS OTHERWISE SPECIFIED DIMENSIONS ARE IN MILLIMETERS TOLERANCES ARE:		APPROVALS		DATE	Amphenol Canada Corp.	
DECIMALS X.X ± 0.38 X.XX ± 0.25	ANGLES ± 1°	DRAWN ChigowX	DESIGNED	MAR14/09		
MATERIAL AND FINISH SEE NOTE 1		CHECKED J.SI	QA APPD	MAR26/09	TITLE 1XN SFP+ GAGE ASSY WITH SPRING FINGER GASKET	
REF.	IE APPD	DWG APPD A.G	SCALE 1:1	PROJECT	SIZE A3	DWG. NO P-U77-AX61M-X081
CODE IDENT. NO. 03554					REV. A	SHEET 2 OF 6

REVISIONS

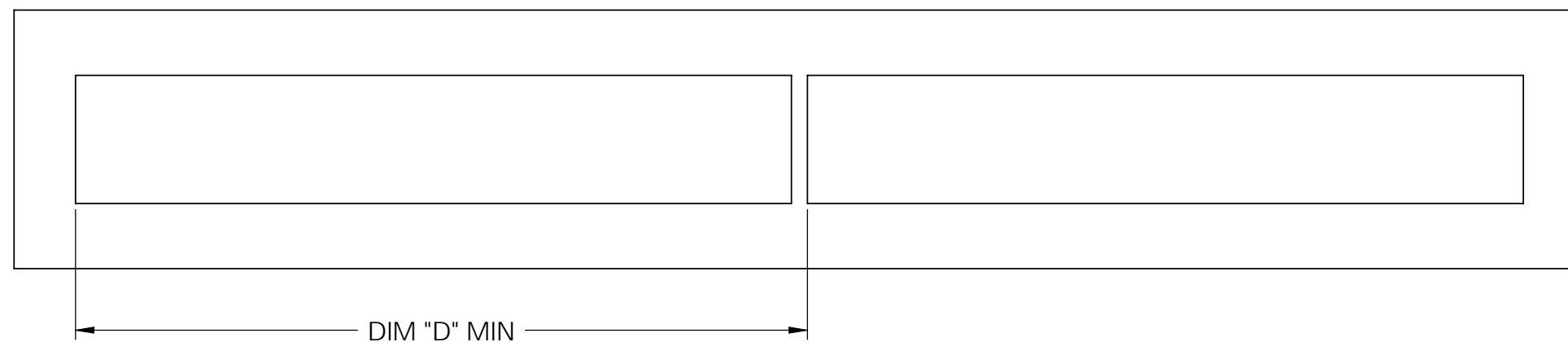
REV.	ECN/E-R	DESCRIPTION	DATE	APPROVED
A		PROPOSAL	MAR26/09	

PART NUMBER	DIM"C"	DIM"D"
U77-A261M-X081	29.70	31.00
U77-A461M-X081	58.20	59.50
U77-A661M-X081	86.70	88.00



SECTION A-A
SCALE 2 : 1

RECOMMENDED BEZEL DESIGN



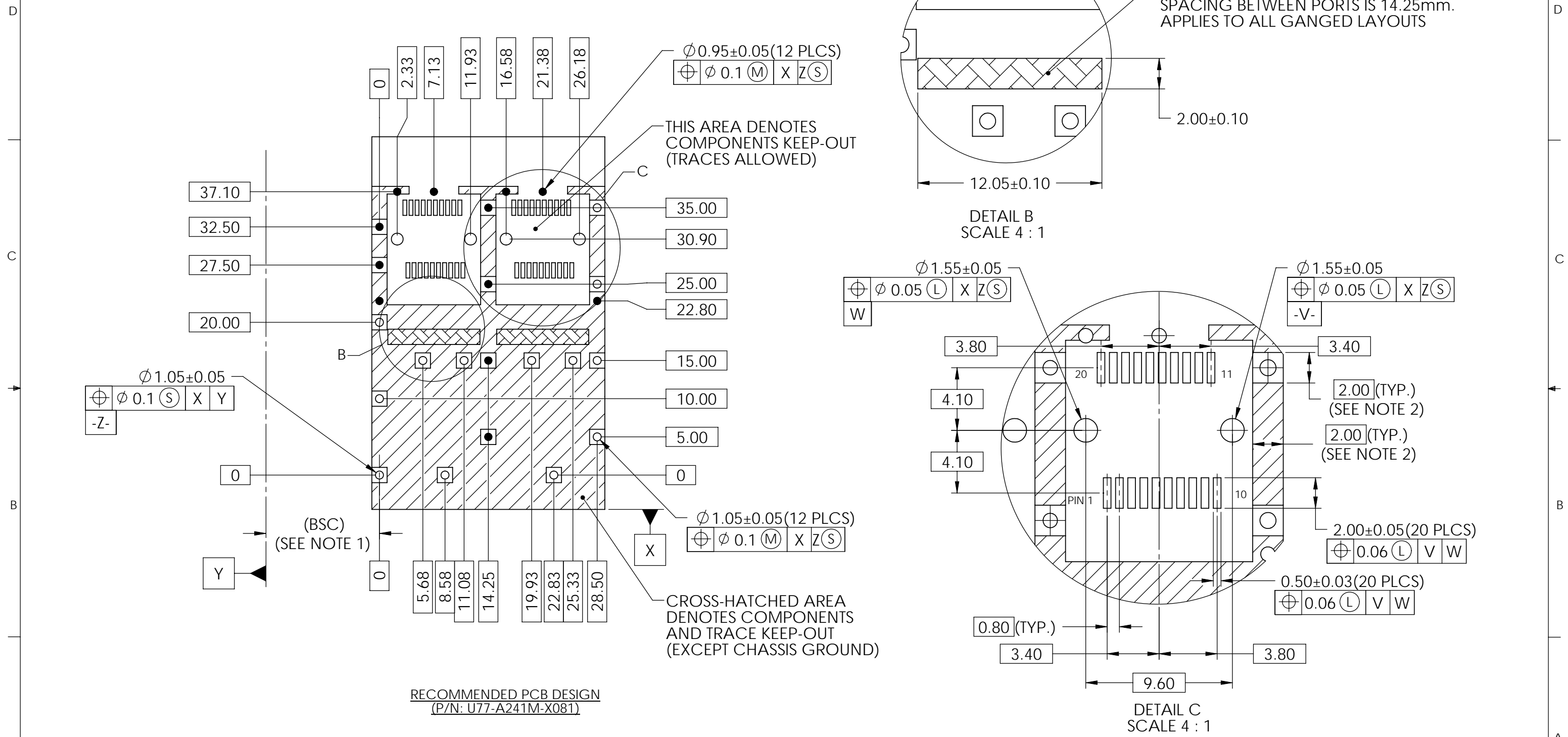
<small>UNLESS OTHERWISE SPECIFIED DIMENSIONS ARE IN MILLIMETERS TOLERANCES ARE:</small> DECIMALS ANGLES X.X ± 0.38 ± 1° X.XX ± 0.25	APPROVALS	DATE	Amphenol Canada Corp. TITLE 1XN SFP+ GAGE ASSY WITH SPRING FINGER GASKET
	DRAWN ChigowX	MAR14/09	
	CHECKED J.SI	MAR26/09	
	QA APPD		
MATERIAL AND FINISH SEE NOTE 1	IE APPD		SIZE A3 DWG. NO. P-U77-AX61M-X081 REV. A
REF.	DWG APPD A.G	MAR26/09	SCALE 1:1 PROJECT SHEET 3 OF 6
CODE IDENT. NO. 03554			

DO NOT SCALE DRAWING

THIS DOCUMENT CONTAINS PROPRIETARY INFORMATION AND SUCH INFORMATION MAY NOT BE DISCLOSED TO OTHERS FOR ANY PURPOSE OR USED FOR MANUFACTURING PURPOSES WITHOUT PERMISSION FROM AMPHENOL CANADA CORP.

- NOTES:
- DATUM AND BASIC DIMENSIONS ESTABLISHED BY CUSTOMER.
 - PADS AND VIAS ARE CHASSIS GROUND.
 - THRU-HOLES, PLATING OPTIONAL.
 - SEE DRAWINGS P-UX76-A20-X00XX FOR CONNECTOR LAYOUT.

REVISIONS				
REV.	ECN/E-R	DESCRIPTION	DATE	APPROVED
A		PROPOSAL	MAR26/09	



RECOMMENDED PCB DESIGN
(P/N: U77-A241M-X081)

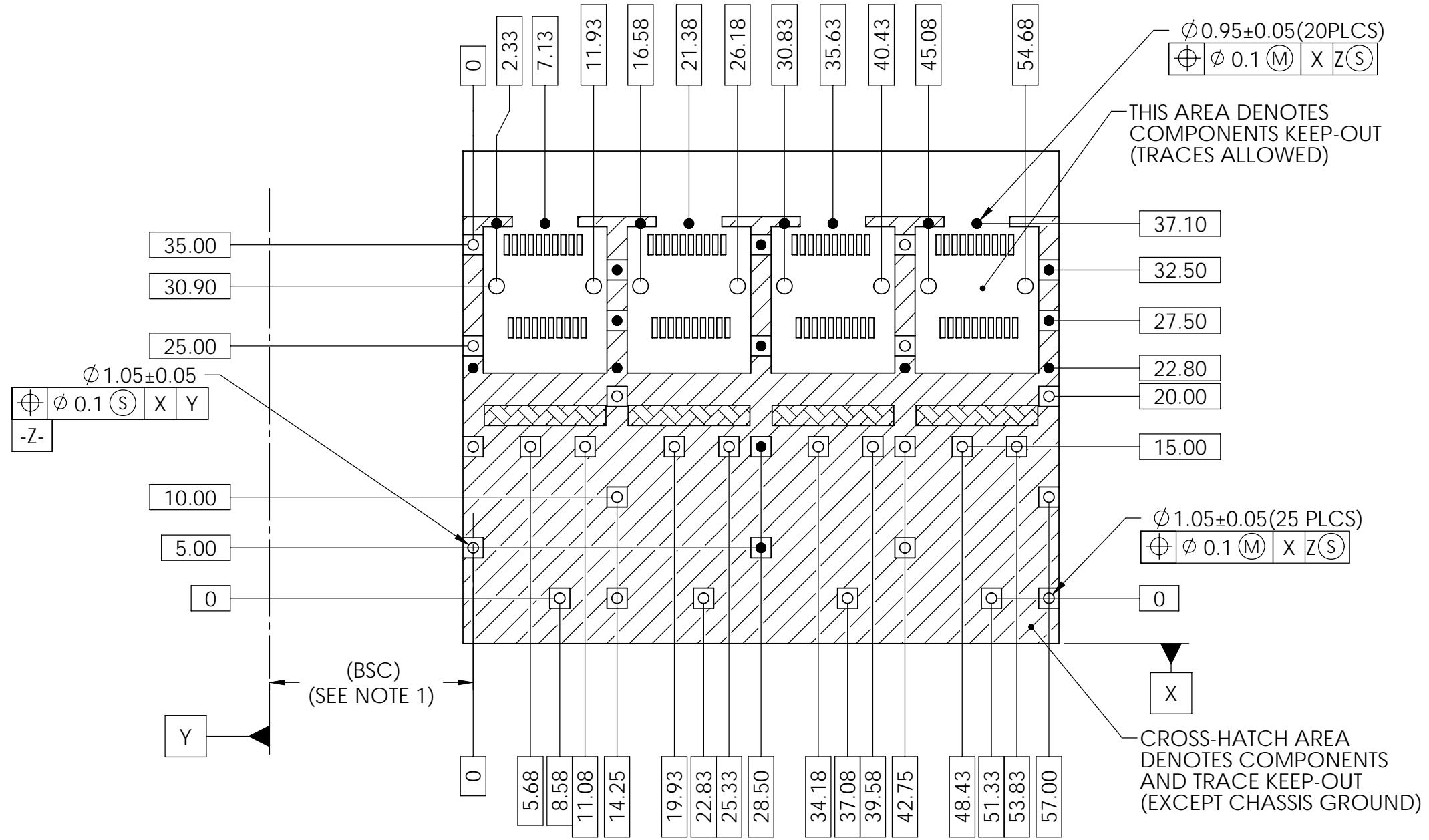
DO NOT SCALE DRAWING

THIS DOCUMENT CONTAINS PROPRIETARY INFORMATION AND SUCH INFORMATION MAY NOT BE DISCLOSED TO OTHERS FOR ANY PURPOSE OR USED FOR MANUFACTURING PURPOSES WITHOUT PERMISSION FROM AMPHENOL CANADA CORP.

UNLESS OTHERWISE SPECIFIED DIMENSIONS ARE IN MILLIMETERS TOLERANCES ARE: DECIMALS X.X ± 0.38 X.XX ± 0.25 MATERIAL AND FINISH SEE NOTE 1 REF. CODE IDENT. NO. 03554	APPROVALS	DATE	Amphenol Canada Corp.
	DRAWN ChigowX DESIGNED CHECKED J.SI QA APPD IE APPD DWG APPD A.G	MAR14/09 MAR26/09	
			SIZE A3 DWG. NO. P-U77-AX61M-X081 SCALE 2:1 PROJECT SHEET 4 OF 6

REVISIONS				
REV.	ECN/E-R	DESCRIPTION	DATE	APPROVED
A		PROPOSAL	MAR26/09	

- NOTES:
- DATUM AND BASIC DIMENSIONS ESTABLISHED BY CUSTOMER.
 - PADS AND VIAS ARE CHASIS GROUND.
 - THRU-HOLES, PLATING OPTIONAL.
 - SEE DRAWINGS P-UX76-A20-X00XX FOR CONNECTOR LAYOUT.



RECOMMENDED PCB DESIGN
(P/N: U77-A441M-X081)

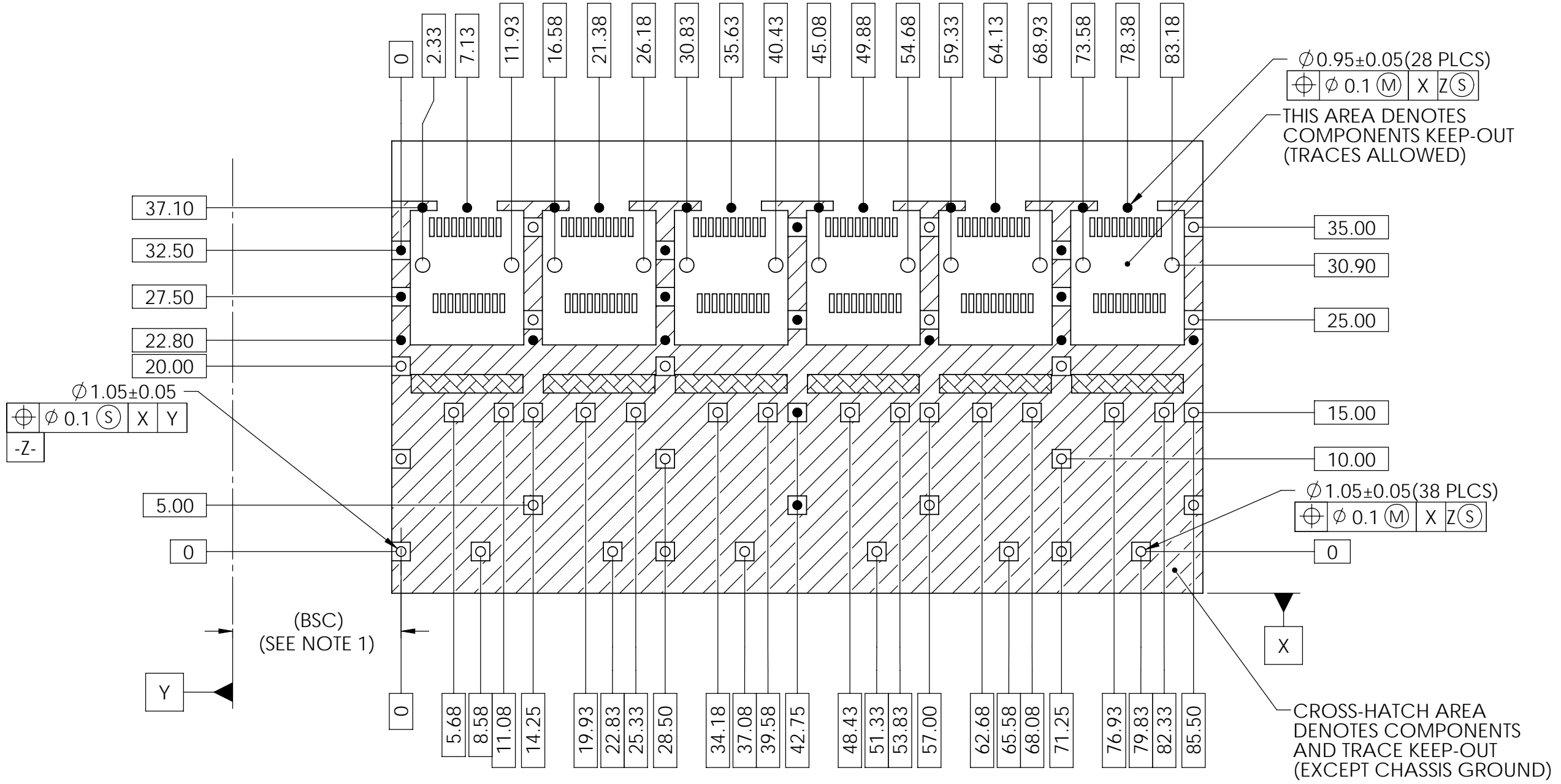
DO NOT SCALE DRAWING

THIS DOCUMENT CONTAINS PROPRIETARY INFORMATION AND SUCH INFORMATION MAY NOT BE DISCLOSED TO OTHERS FOR ANY PURPOSE OR USED FOR MANUFACTURING PURPOSES WITHOUT PERMISSION FROM AMPHENOL CANADA CORP.

UNLESS OTHERWISE SPECIFIED DIMENSIONS ARE IN MILLIMETERS TOLERANCES ARE: DECIMALS ANGLES X.X ± 0.38 ± 1° X.XX ± 0.25	APPROVALS	DATE	Amphenol Canada Corp.	
	DRAWN ChigowX	MAR14/09		
	CHECKED J.SI	MAR26/09	1XN SFP+ GAGE ASSY WITH SPRING FINGER GASKET	
	QA APPD			
MATERIAL AND FINISH SEE NOTE 1	IE APPD		SIZE A3	DWG. NO P-U77-AX61M-X081
REF.	DWG APPD A.G	MAR26/09	SCALE 2:1	PROJECT
CODE IDENT. NO 03554				SHEET 5 OF 6

- NOTES:
- DATUM AND BASIC DIMENSIONS ESTABLISHED BY CUSTOMER.
 - PADS AND VIAS ARE CHASIS GROUND.
 - THRU-HOLES, PLATING OPTIONAL.
 - SEE DRAWINGS P-UX76-A20-X00XX FOR CONNECTOR LAYOUT.

REVISIONS				
REV.	ECN/E-R	DESCRIPTION	DATE	APPROVED
A		PROPOSAL	MAR26/09	



RECOMMENDED PCB DESIGN
(P/N: U77-A641M-X081)

DO NOT SCALE DRAWING

THIS DOCUMENT CONTAINS PROPRIETARY INFORMATION AND SUCH INFORMATION MAY NOT BE DISCLOSED TO OTHERS FOR ANY PURPOSE OR USED FOR MANUFACTURING PURPOSES WITHOUT PERMISSION FROM AMPHENOL CANADA CORP.

UNLESS OTHERWISE SPECIFIED DIMENSIONS ARE IN MILLIMETERS TOLERANCES ARE: DECIMALS ANGLES X.X ± 0.38 ± 1° X.XX ± 0.25	APPROVALS		DATE	Amphenol Canada Corp.	
	DRAWN	ChigowX	MAR14/09		
	DESIGNED				
	CHECKED	J.SI	MAR26/09		
MATERIAL AND FINISH	SEE NOTE 1		QA APPD	TITLE	
REF.	IE APPD			1XN SFP+ GAGE ASSY WITH SPRING FINGER GASKET	
CODE IDENT. NO.	03554	DWG APPD	A.G	MAR26/09	SIZE A3
					DWG. NO. P-U77-AX61M-X081
					SCALE 1:1
					PROJECT
					REV. A
					SHEET 6 OF 6