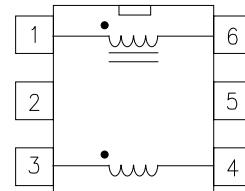


PARAMETER		UNITS
<sup>1</sup> Inductance	85 Min.	μH
<sup>1</sup> Leakage Inductance	0.25 Max.	μH
<sup>1</sup> Interwinding Capacitance	12 Max.	pF
Primary DC Resistance	0.20 Max.	Ω
Isolation (HI-POT)	500 Min.	V <sub>RMS</sub>
SRF (Ref.)	12	MHz
Insulation Resistance	10k Min.	MΩ
Power Rating	250	mW

# High Frequency Data Line Filter

Schematic Diagram

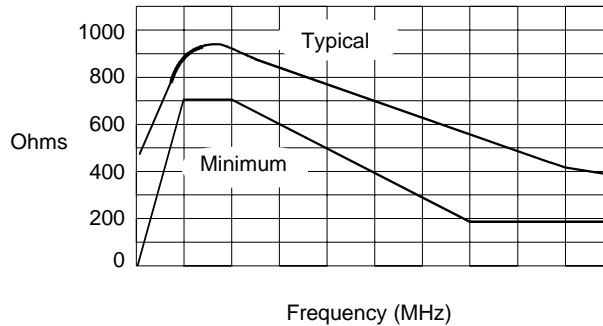


<sup>1</sup>Tested at 100KHz and 100 mV<sub>RMS</sub>

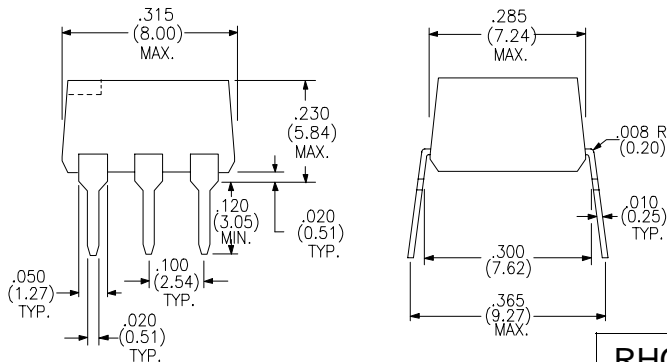
Turns ratio 1:1 ± 5%

Operating temperature Range  
-45°C to +85°C

Impedance Plot



Physical Dimensions in inches (mm)



RHOMBUS P/N: F-1505

CUST P/N:

NAME:

DATE: 2/18/96

SHEET: