QUELIGHTING

Sustainable Lighting Solution

QLSP02WXE

Product Outline:

This high output reflector type 5630 LEDs are available in warm /neutral / pure and cold white to suit customer's application. These 0.5W LEDs are equipped with heat sink to enhance operating performance. With special binning technology, these LEDs are ideal for architecture lighting and special lighting needs.

Features:

- High brightness output @ 150mA, max current is 200mA
- Package Dimension = 5.6mmX3.0mmX0.8mm
- CRI = 80 and above
- Available in warm/neutral/pure and cold white
- RoHS compliant
- Custom Bin available upon special request

Application:

- Architecture Lighting
- Garden Lighting
- Interior Lighting

Compliance and Certification:

Mechanical Property:

(Dimension)

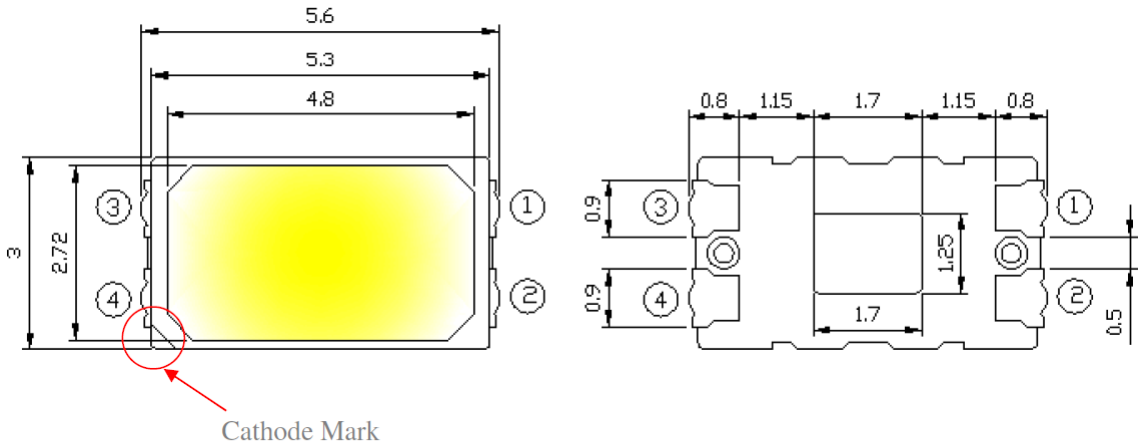

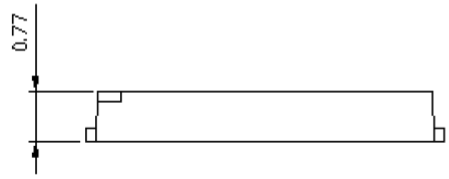

Recommended Solder footprint:

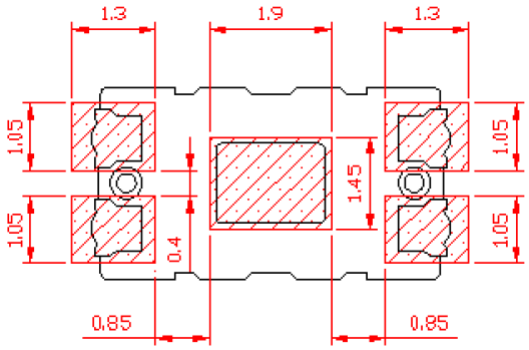

Electrical / Optical Characteristic

(T=25 °C)

Product	Color	I_F(mA)	V_F(V)		CCT	CRI	Luminous Flux(lm)	
			Typ.	Max	Typ		min	typ.
QLSP02WWE	Warm White	150	3.1	3.4	2700	80	-	50.0
QLSP02WWE	Warm White	150	3.1	3.4	3000	80	-	50.0
QLSP02WNE	Netural White	150	3.1	3.4	4000	80	-	56.0
QLSP02WPE	Pure White	150	3.1	3.4	5000	80	-	56.0
QLSP02WCE	Cold White	150	3.1	3.4	6500	80	-	56.0

*Tolerance = +/- 10%

Absolute Maximum Rating

(T=25 °C)

Part #	P_d (mW)	I_F (mA)	I_{FP} (mA)*	V_R (V)	T_{OP} (°C)	T_{ST} (°C)	T_{SOL} (°C)**	$R_{th(J-S)}$ (C/W)***
All White	680	200	350	5	-40 – 85	-40 - 100	260	25.6

*Duty 1/10 @ 10Khz
** IR Reflow for no more than 10 sec @ 260 °C
*** Junction to substrate

White Binning

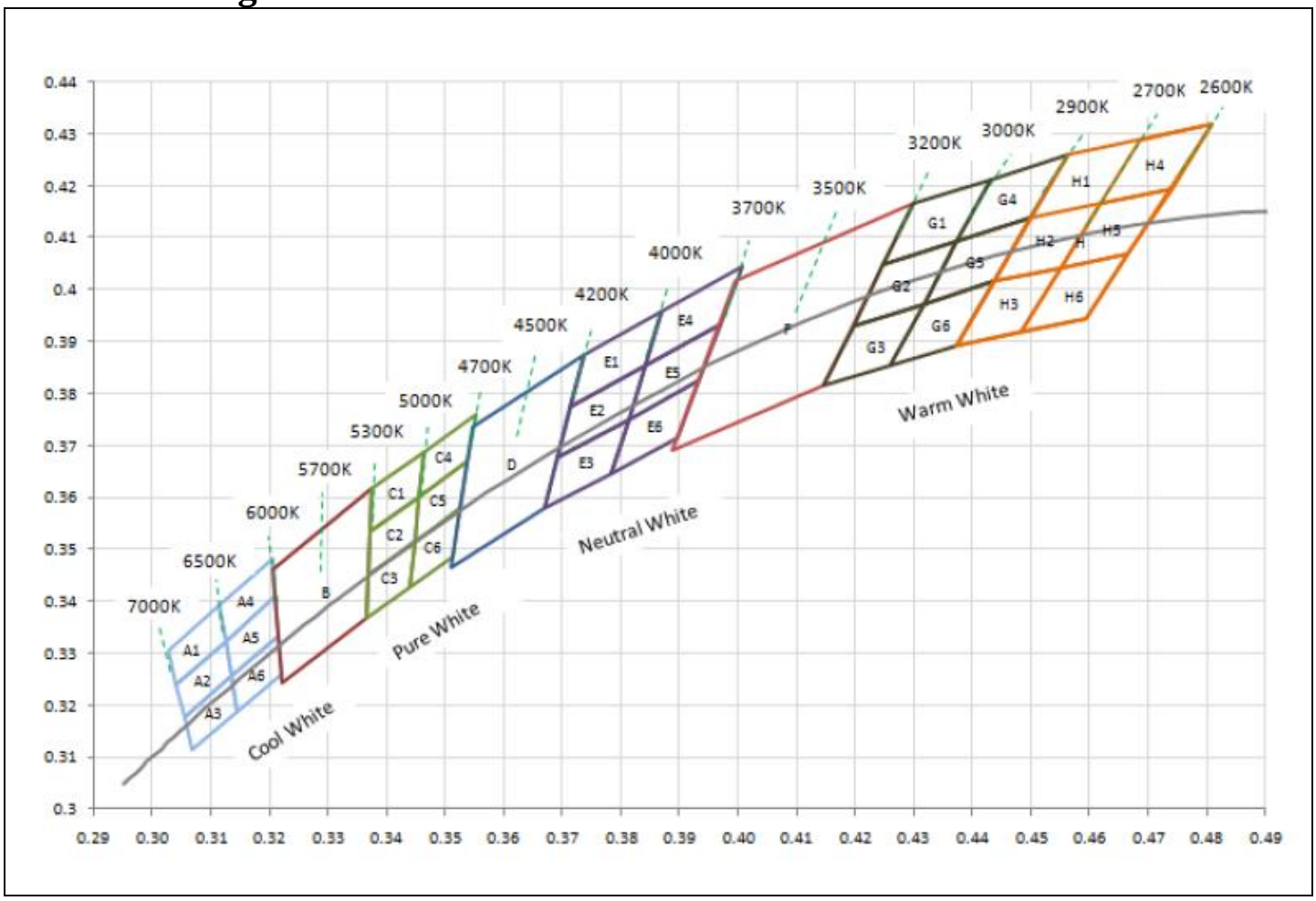

Warm White

2700~2900K						2600~2700K					
H1		H2		H3		H4		H5		H6	
CIE X	CIE Y	CIE X	CIE Y	CIE X	CIE Y	CIE X	CIE Y	CIE X	CIE Y	CIE X	CIE Y
0.4562	0.426	0.4499	0.4138	0.4436	0.4015	0.4687	0.4289	0.462	0.4166	0.4551	0.4042
0.4499	0.4138	0.4436	0.4015	0.4373	0.3893	0.462	0.4166	0.4551	0.4042	0.4483	0.3919
0.462	0.4166	0.4551	0.4042	0.4483	0.3919	0.474	0.4194	0.4666	0.4069	0.4593	0.3944
0.4687	0.4289	0.462	0.4166	0.4551	0.4042	0.481	0.4319	0.474	0.4194	0.4666	0.4069
0.4562	0.426	0.4499	0.4138	0.4436	0.4015	0.4687	0.4289	0.462	0.4166	0.4551	0.4042

3000~3200K						2900~3000K					
G1		G2		G3		G4		G5		G6	
CIE X	CIE Y	CIE X	CIE Y	CIE X	CIE Y	CIE X	CIE Y	CIE X	CIE Y	CIE X	CIE Y
0.4299	0.4165	0.4248	0.4048	0.4198	0.3931	0.443	0.4212	0.4374	0.4093	0.4317	0.3973
0.4248	0.4048	0.4198	0.3931	0.4147	0.3814	0.4374	0.4093	0.4317	0.3973	0.4259	0.3853
0.4374	0.4093	0.4317	0.3973	0.4259	0.3853	0.4499	0.4138	0.4436	0.4015	0.4373	0.3893
0.443	0.4212	0.4374	0.4093	0.4317	0.3973	0.4562	0.426	0.4499	0.4138	0.4436	0.4015
0.4299	0.4165	0.4248	0.4048	0.4198	0.3931	0.443	0.4212	0.4374	0.4093	0.4317	0.3973

Neutral White

4000~4200K						3700~4000K					
E1		E2		E3		E4		E5		E6	
CIE X	CIE Y	CIE X	CIE Y	CIE X	CIE Y	CIE X	CIE Y	CIE X	CIE Y	CIE X	CIE Y
0.3736	0.3874	0.3714	0.3775	0.3692	0.3677	0.3869	0.3958	0.3842	0.3855	0.3813	0.3751
0.3714	0.3775	0.3692	0.3677	0.367	0.3578	0.3842	0.3855	0.3813	0.3751	0.3783	0.3646
0.3842	0.3855	0.3813	0.3751	0.3783	0.3646	0.397	0.3935	0.3934	0.3825	0.3898	0.3716
0.3869	0.3958	0.3842	0.3855	0.3813	0.3751	0.4006	0.4044	0.397	0.3935	0.3934	0.3825
0.3736	0.3874	0.3714	0.3775	0.3692	0.3677	0.3869	0.3958	0.3842	0.3855	0.3813	0.3751

Pure White

5000~5300K						4700~5000K					
C1		C2		C3		C4		C5		C6	
CIE X	CIE Y	CIE X	CIE Y	CIE X	CIE Y	CIE X	CIE Y	CIE X	CIE Y	CIE X	CIE Y
0.3376	0.3616	0.3373	0.3534	0.3369	0.3451	0.3463	0.3687	0.3456	0.3601	0.3448	0.3514
0.3373	0.3534	0.3369	0.3451	0.3366	0.3369	0.3456	0.3601	0.3448	0.3514	0.344	0.3428
0.3456	0.3601	0.3448	0.3514	0.344	0.3428	0.3539	0.3669	0.3526	0.3578	0.3514	0.3487
0.3463	0.3687	0.3456	0.3601	0.3448	0.3514	0.3552	0.376	0.3539	0.3669	0.3526	0.3578
0.3376	0.3616	0.3373	0.3534	0.3369	0.3451	0.3463	0.3687	0.3456	0.3601	0.3448	0.3514

Cold White

6500~7000K						6000~6500K					
A1		A2		A3		A4		A5		A6	
CIE X	CIE Y	CIE X	CIE Y	CIE X	CIE Y	CIE X	CIE Y	CIE X	CIE Y	CIE X	CIE Y
0.3028	0.3304	0.3041	0.324	0.3055	0.3177	0.3115	0.3393	0.3126	0.3324	0.3136	0.3256
0.3041	0.324	0.3055	0.3177	0.3068	0.3113	0.3126	0.3324	0.3136	0.3256	0.3146	0.3187
0.3126	0.3324	0.3136	0.3256	0.3146	0.3187	0.321	0.3408	0.3216	0.3334	0.3221	0.3261
0.3115	0.3393	0.3126	0.3324	0.3136	0.3256	0.3205	0.3481	0.321	0.3408	0.3216	0.3334
0.3028	0.3304	0.3041	0.324	0.3055	0.3177	0.3115	0.3393	0.3126	0.3324	0.3136	0.3256

Note :

(1). Correlated color temperature is derived from the CIE 1931 Chromaticity diagram
(2). Correspond with ANSI color temperature binning
(3). Measurement tolerance is +/- 0.01

Forward Voltage (V_F) Bin:

VF rank		
Code name	Low	High
1	2.9	3
2	3	3.1
3	3.1	3.2
4	3.2	3.3
5	3.3	3.4

The forward voltage tolerance is ± 0.1V

Luminous Flux Bin:

lm rank (lm)		
Code name	Low	High
IZ	41	44
G0	44	47
G1	47	50
G2	50	54

G3	54	58
G4	58	62

luminous flux tolerance is ± 7%

Characteristic Curves

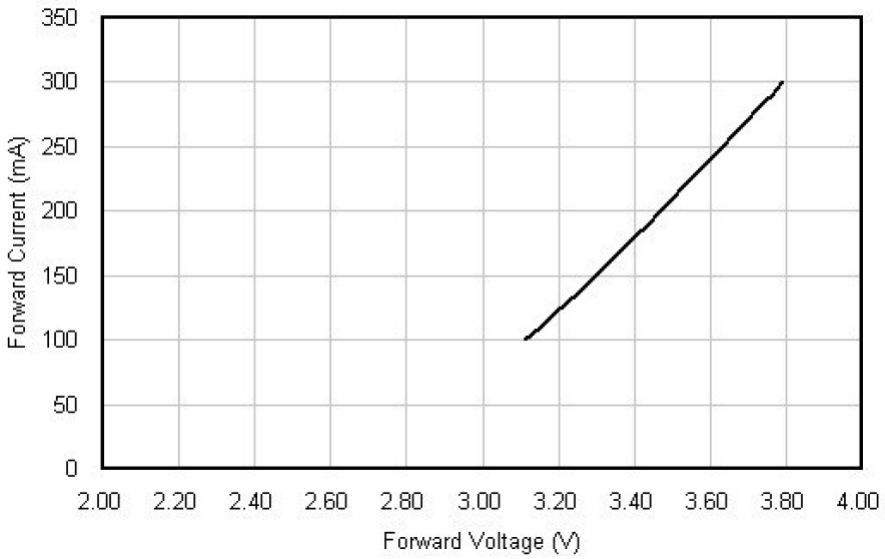

Forward Voltage vs. Forward Current

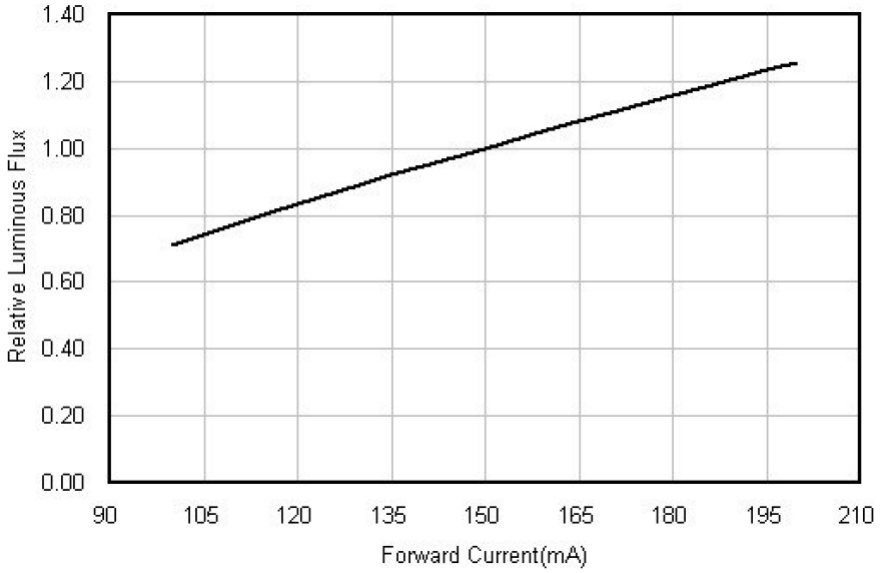

Forward current vs. Relative luminous intensity

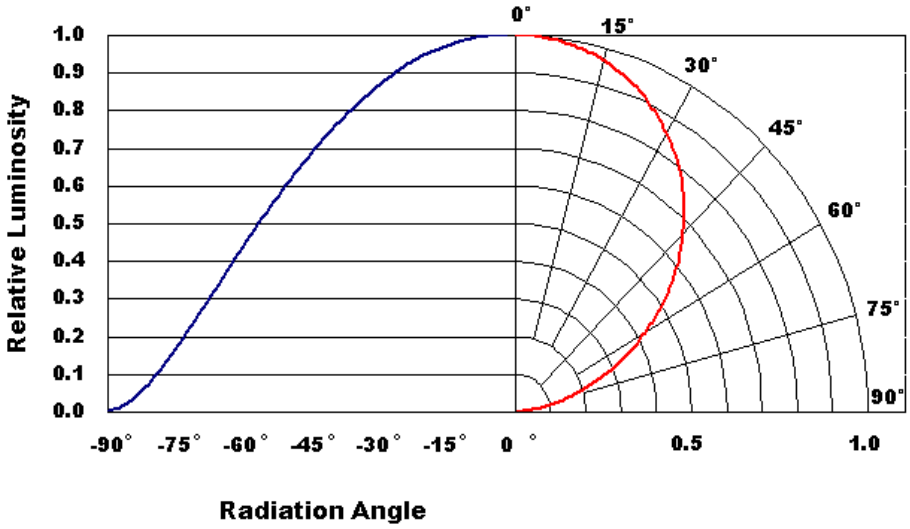

Radiation Pattern

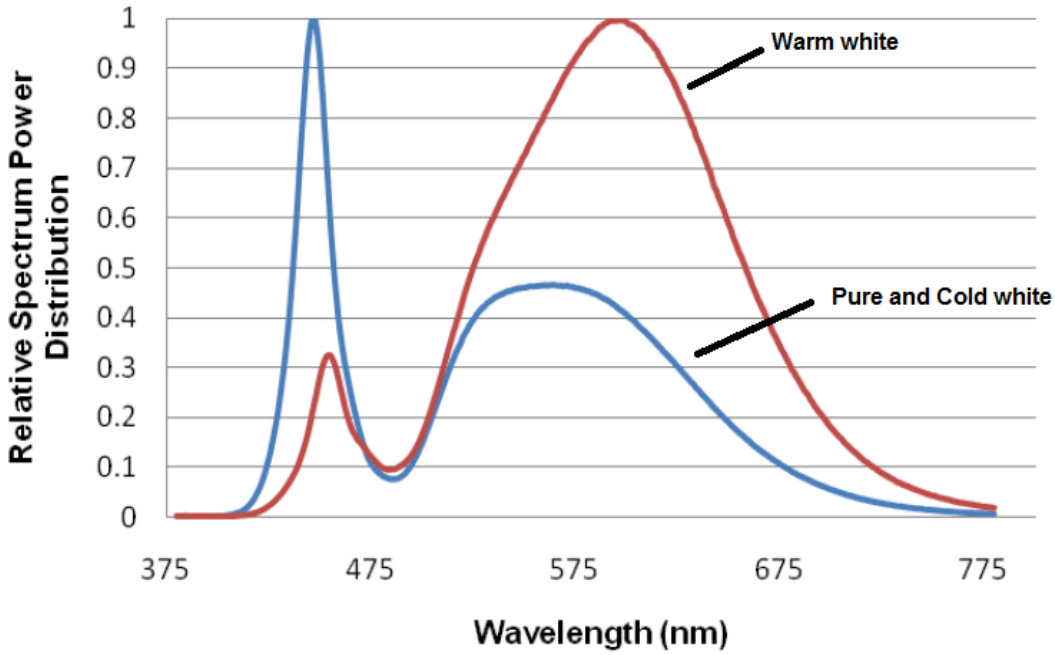

Spectrum Distribution

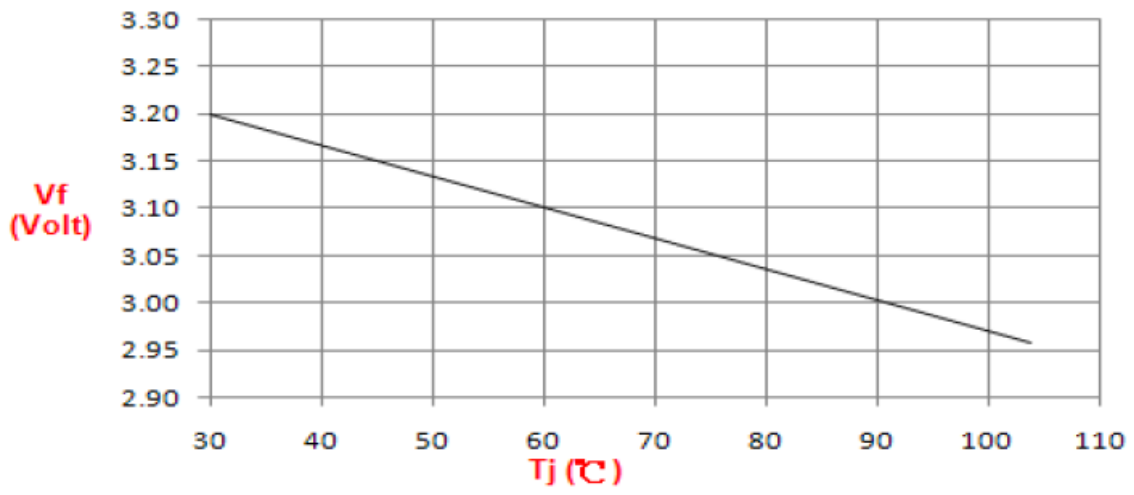

Forward voltage vs Junction Temperature (If = 120mA)

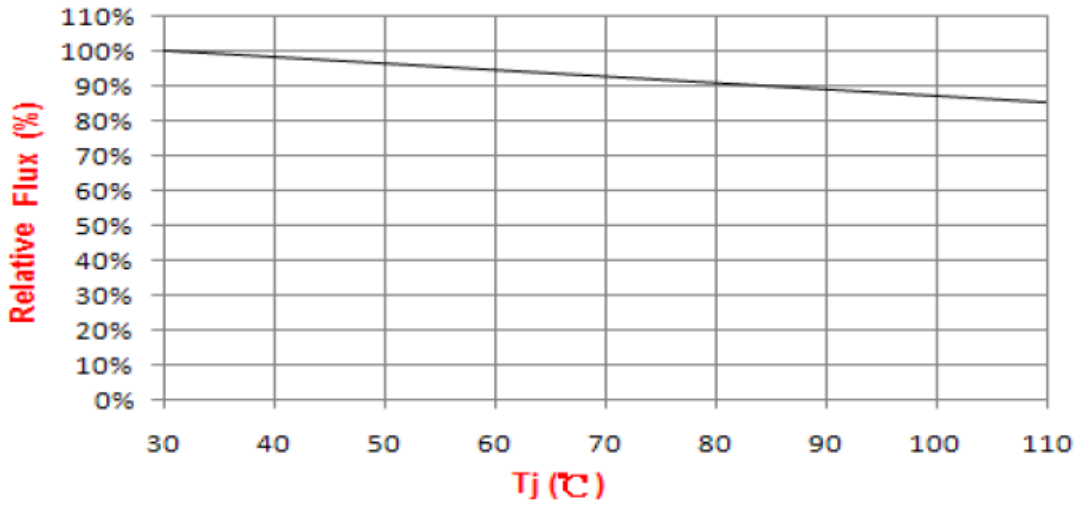

Relative Luminous Intensity vs Junction temperature (If = 120mA)

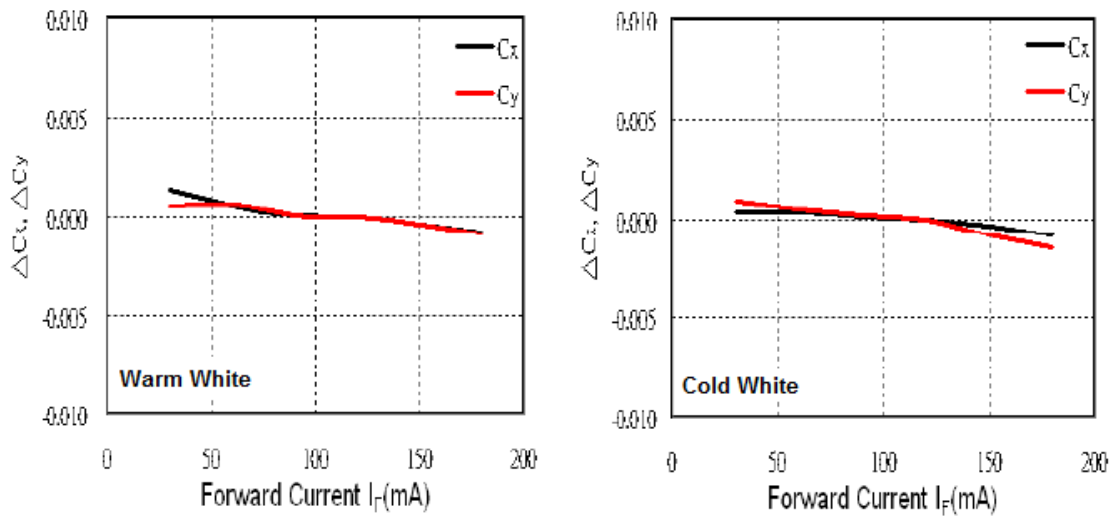

Forward Current vs. Chromaticity Coordinate

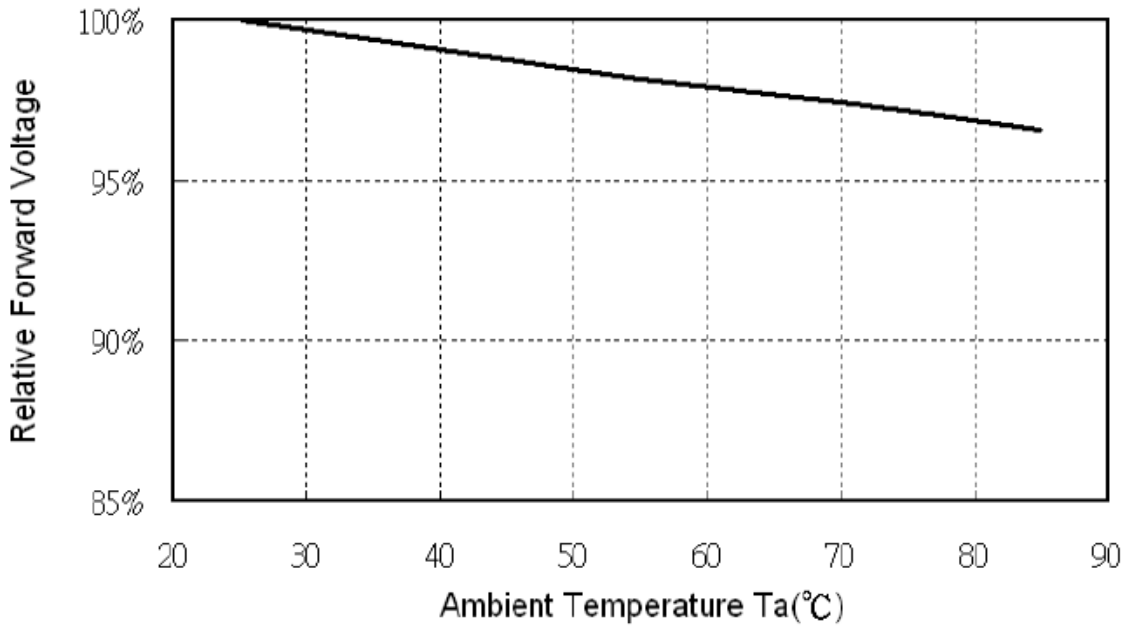

Relative Forward Voltage vs Ambient Temperature

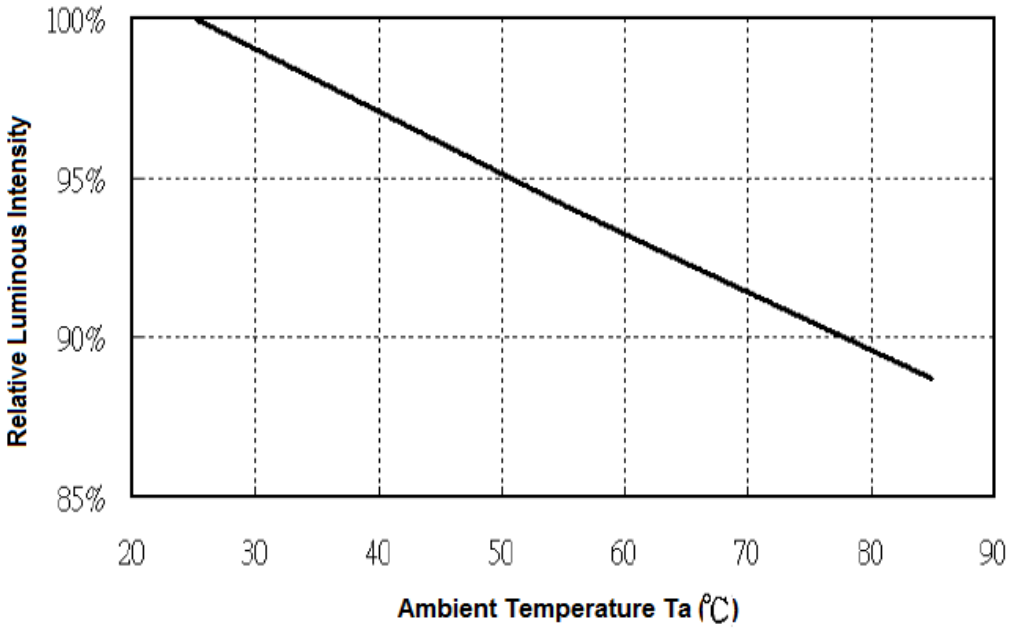

Relative Luminous Intensity vs Ambient Temperature

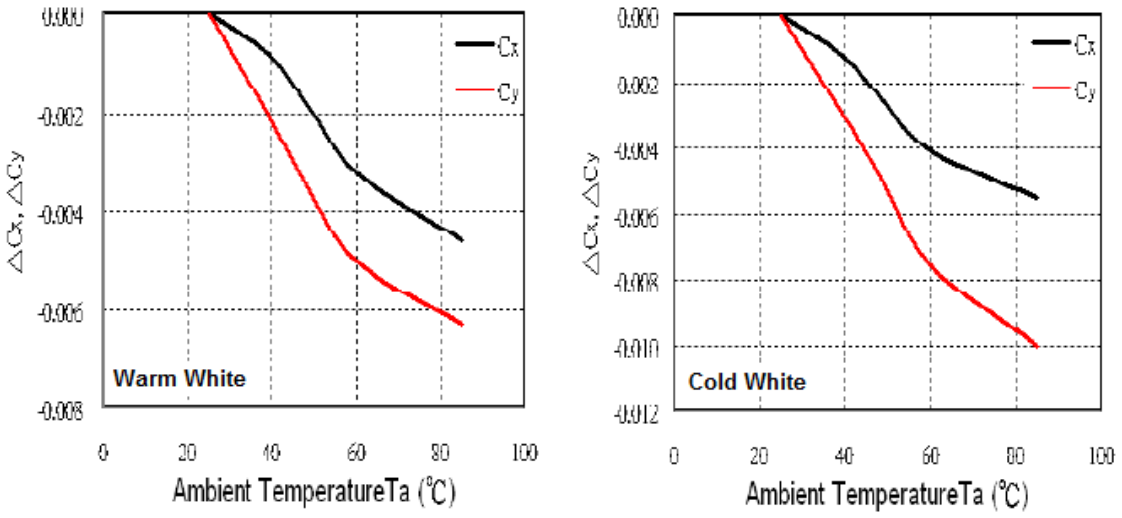

Chromaticity vs. Ambient Temperature

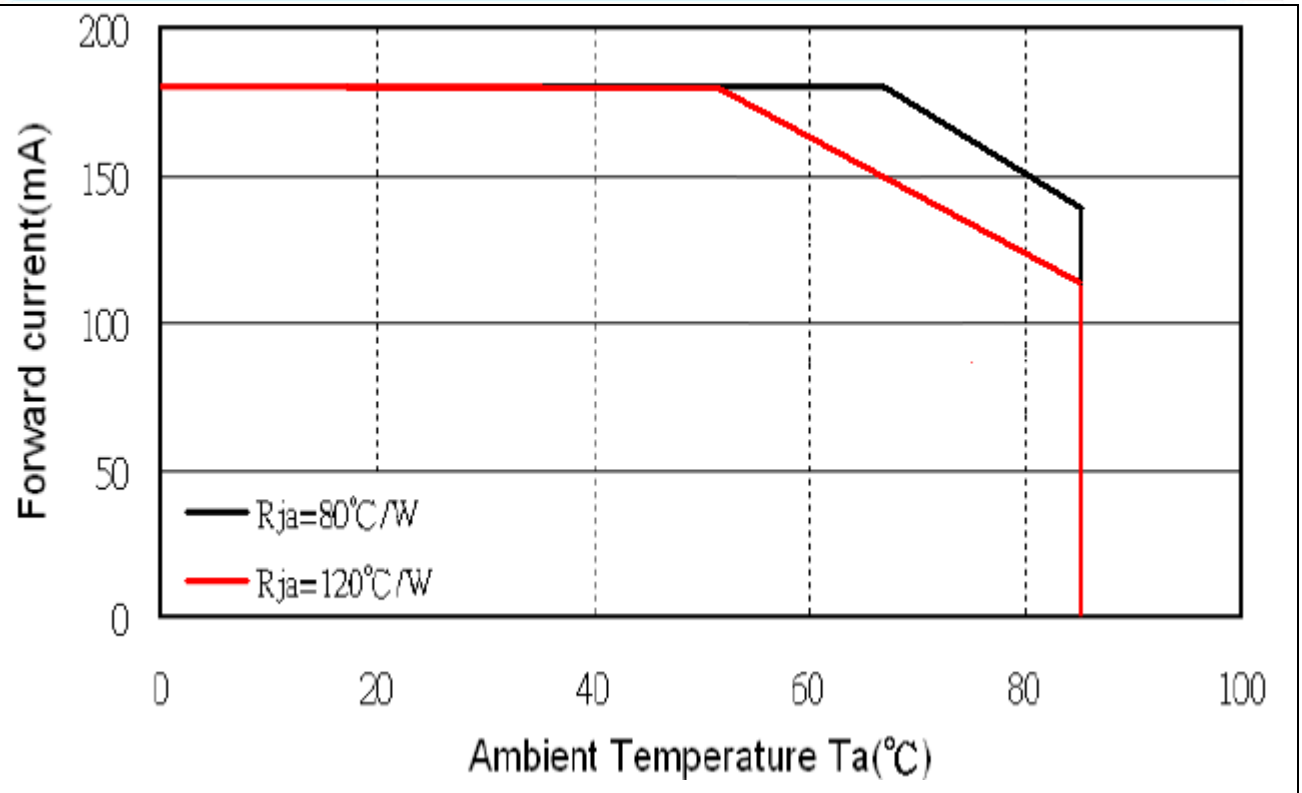

Forward Current vs Ambient Temperature

■ Reliability test:

No	Item	Condition	Time/Cycle	Sample size
1	Steady State Operating Life of Room Temperature	25℃ Operating	1000 Hrs	20 pcs
2	Steady State Operating Life of Low Temperature -40℃	-40℃ Operating	1000 Hrs	20 pcs
3	Steady State Operating Life of Low Temperature 60℃	60℃ Operating	1000 Hrs	20 pcs
4	Steady State Operating Life of Low Temperature 85℃	85℃ Operating	1000 Hrs	20 pcs
5	Low temperature storage -40℃	-40℃ Storage	1000 Hrs	20 pcs
6	High temperature storage 100℃	100℃ Storage	1000 Hrs	20 pcs
7	Steady State Operating Life of High Humidity Heat 60℃90%	60ºC/90% Operating	1000 Hrs	20 pcs
8	Steady State Pulse Operating Life Condition	25℃10Hz duty=1/10 Operating	200 Cycle	20 pcs
9	Resistance to soldering heat on PCB (JEDEC MSL3)	pre-store@60℃, 60%RH for 52hrs Tsld max.=260 10sec	3 Times	20 pcs
10	Heat Cycle Test (JEDEC MRC)	25℃~65℃~-10℃, 90%RH, 24hr/1cycle	10 Cycle	20 pcs
11	Thermal shock	-40℃/ 20minr~ 5minr~100℃ /20min	300 Cycle	20 pcs

■ Judgment Criteria:

Item	Symbol	Test Condition	Judgment Criteria
Forward Voltage	Vf	120 mA	△Vf< 10%
Luminous Flux	Iv	120 mA	△Iv< 30%

Solder Profile:

-The recommended reflow soldering profile is as follows (temperatures indicated are as measured on the surface of the LED resin):

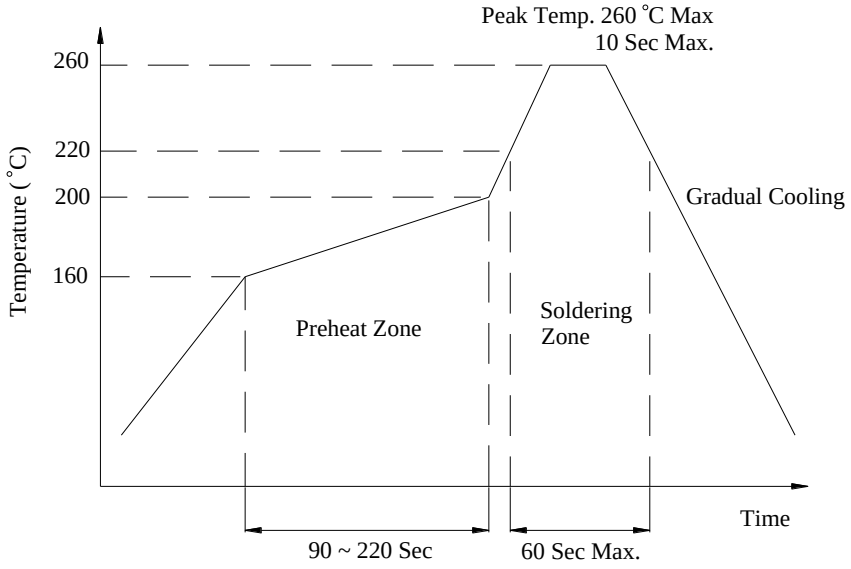

Taping & Packing

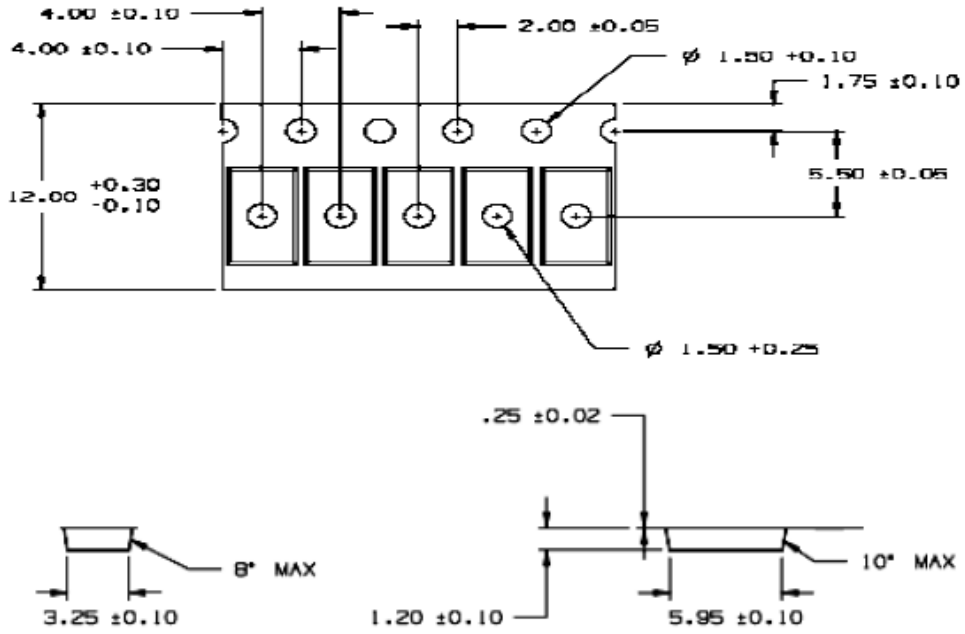

Unit : mm

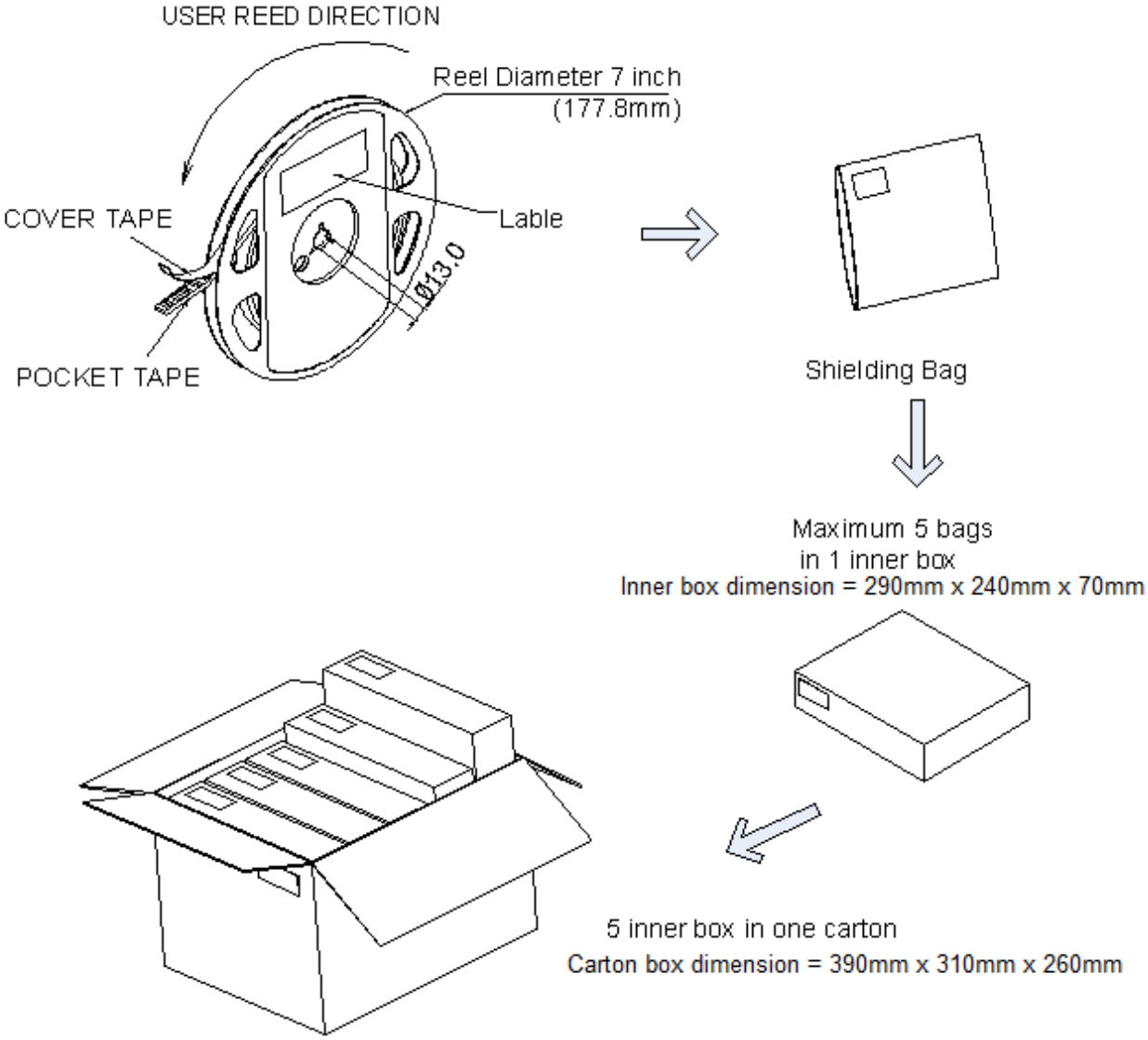
USER REED DIRECTION
Reel Diameter 7 inch
(177.8mm)
COVER TAPE
Lable
ϕ13.0
POCKET TAPE
Shielding Bag
Maximum 5 bags
in 1 inner box
Inner box dimension = 290mm x 240mm x 70mm
5 inner box in one carton
Carton box dimension = 390mm x 310mm x 260mm

Labeling

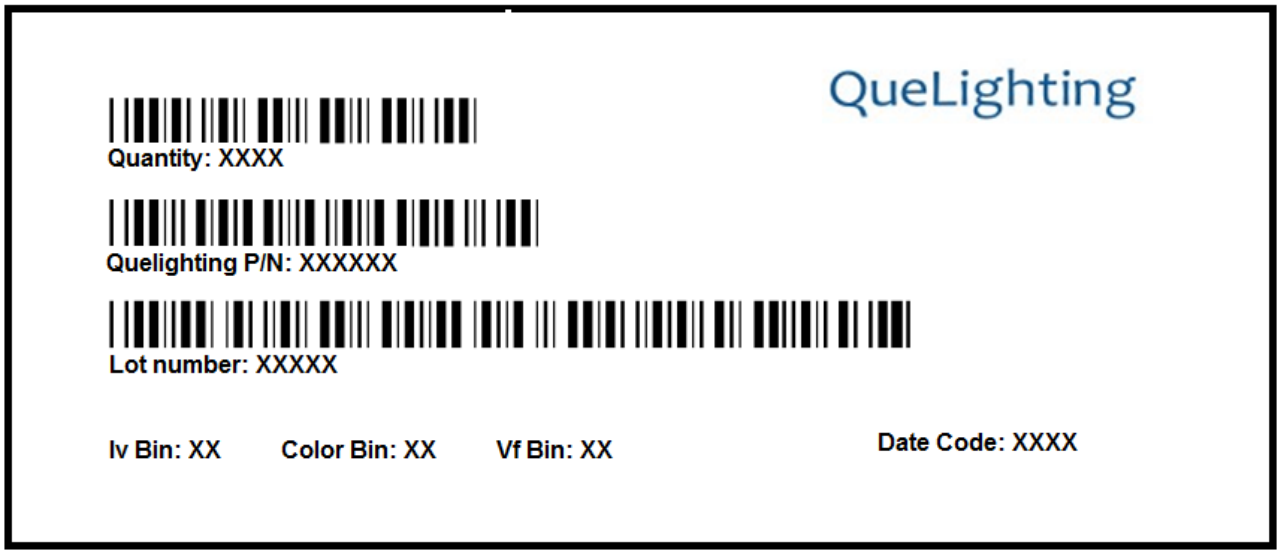

Ordering Information:

Part #	Multiple Quantities	Quantity per Reel
QLSP02WXE	1000 pcs	1000, 2000 pcs

Revision History:

Revision Date:	Changes:	Version #:
5-10-2012	Initial release	1.0
5-30-2014	Updated the performance	1.1
04-21-2021	Upgrade the performance	1.2