

Locking SIM

9162-300



For 9162 Slide-IN & 9162 SIM/microSD

- Accepts GSM Standard 11.11 cards
- Secure locking latch mechanism
- Robust, good resistance against shock and vibration
- SIM Installed Height – 1.50mm
- Polarized to eliminate improper insertion of the card

APPLICATIONS

- Cellular Phones
- Radios

FEATURES AND BENEFITS

- SMT with locking hinged guide
- 2.50mm connector height
- Selective gold on mating surface/tin on solder tails
- Tape and reel packaging

ELECTRICAL

- Current Rating: 0.3 Amp / Contact
- Voltage Rating: 30 VAC

ENVIRONMENTAL

- Operating Temperature: -55°C to +125°C

MECHANICAL

- Insulator Material: High Temperature Plastic; UL94 V-O
- Contact Material: Copper Alloy
- Plating: Gold over Nickel
- Durability: 10,000 Cycles

HOW TO ORDER

00

Prefix

9162

Series

006

Number of
Contacts

30

SIM Type
30 = SMT with Locking
Hinge SIM Guide

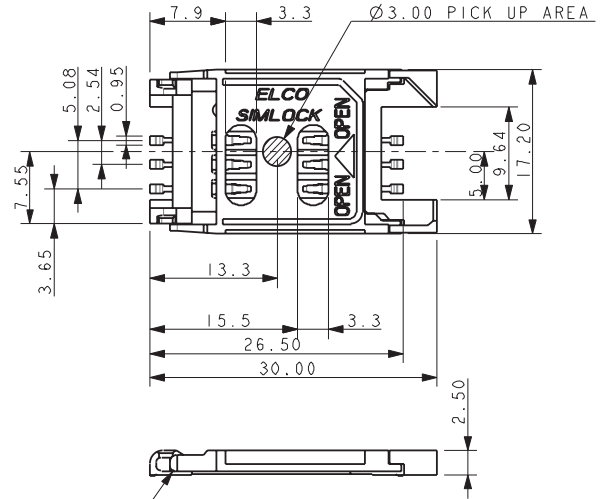
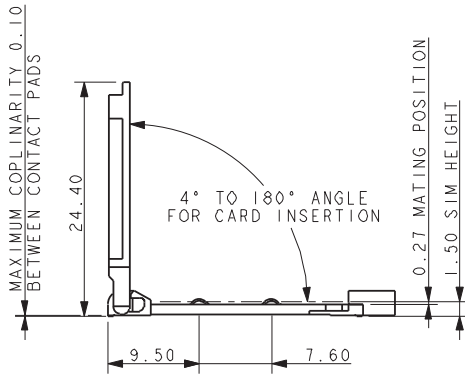
1

Contact Plating
1 = Selective Gold on Contact
Surface and Tin on Solder Tails

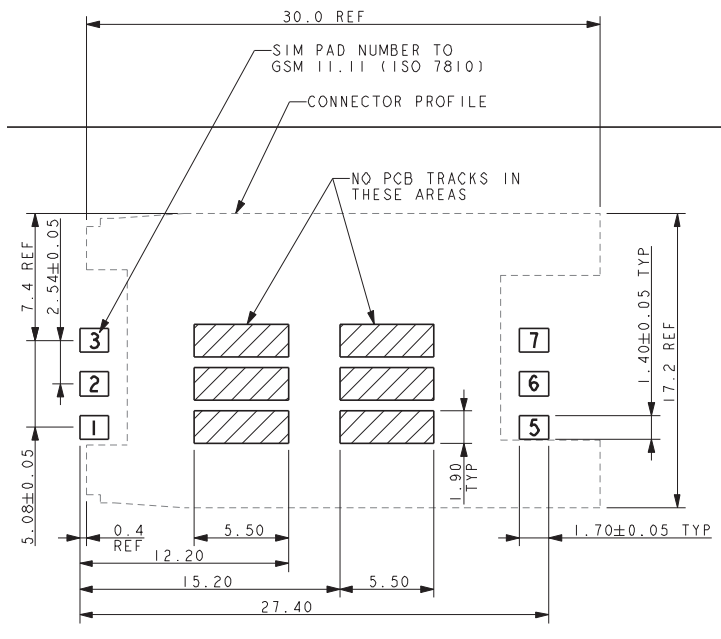
150

SIM Height
150 = 1.50mm on SIM Card
2.50mm on Connector

CONNECTOR DETAILS



SUGGESTED PCB LAYOUT



NOTES:

1. SALES DRAWING FOR SIMLOCK SIM READER.
2. ALL DIMENSIONS ARE REFERENCE DIMENSIONS UNLESS TOLERANCED.
3. FOR PRODUCT SPECIFICATION REFER TO ELCO SPEC. 201-01-111.
4. PACKING IN TAPE AND REEL, 600 PIECES IN A 330MM REEL.
5. MATERIAL: COVER AND HOUSING: HIGH TEMPERATURE THERMOPLASTIC UL94 V-O, COLOR BLACK. CONTACT: COPPER ALLOY, GOLD PLATING IN CONTACT AREA, TIN PLATING ON SOLDER TAILS, NICKEL UNDERCOAT ON ALL SURFACES.

PACKING DETAILS

CONTACT FUNCTIONS (ISO78161):

1. SSUPPLY VOLTAGE Vcc.
2. RESET
3. CLOCK
4. GROUND
5. PROGRAM VOLTAGE Vpp.
6. I/O

