

## Specifications


Insulation Resistance:	1,000MΩ min. at 500V DC
Dielectric Withstanding Voltage:	700V AC for 1 minute
Contact Resistance:	20mΩ max. at 10mA /20mV max.
Current Rating:	1A max.
Operating Temperature Range:	-40°C to +170°C (PPS)
Mating Cycles:	25,000 to 50,000 insertions

## Materials and Finish

Housing: Polyphenylenesulfide (PPS), glass filled  
 Contacts: Beryllium Copper (BeCu)  
 Plating: Gold over Nickel

## Features

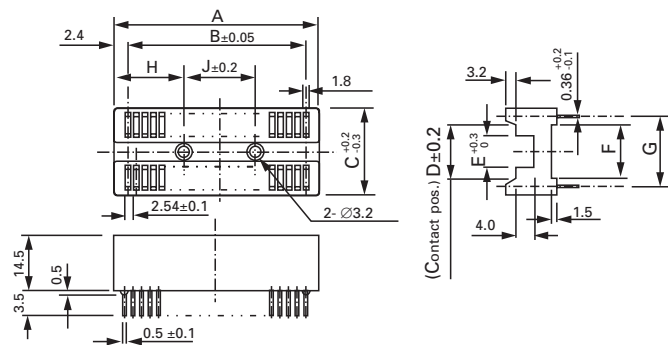
- ◇ Dual wipe contacts ensure high reliability
- ◇ Low costs due to selective gold plating
- ◇ Applicable for IC packages and side braze packages
- ◇ Ideal for automated burn-in



## Part Number (Details)

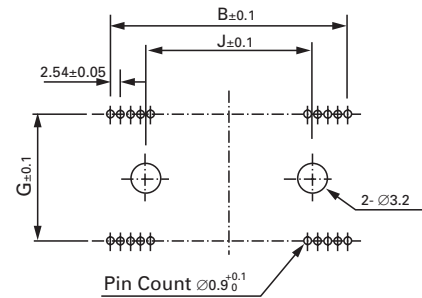
<b>IC37N</b>	<b>R</b>	<b>B</b>	<b>-</b>	<b>14</b>	<b>03</b>	<b>-</b>	<b>G</b>	<b>4</b>
Series No.								
Housing Material R=PPS								
Contact Plating: B = Mating Ter. 0.3μm Au Solder Ter. 0.1μm Au								
No. of Contact Pins								
Row Space (03 = 0.3 inches)								
Gold Plating								
Straight, Through Hole Type								

## Outline Socket Dimensions



## Recommended PC Board Layout

Top View from Socket



Part Number	Pin Count	A	B	C	D	E	F	G	H	J
IC37NRB-1403-G4	14	20.04	2.54 x 6 = 15.24	17.0	7.8	2.0	7.5	11.4	-	-
IC37NRB-1404-G4	14	20.04	2.54 x 6 = 15.24	19.5	10.3	2.9	8.0	13.9	-	-
IC37NRB-1603-G4	16	22.58	2.54 x 7 = 17.78	17.0	7.8	2.0	7.5	11.4	-	-
IC37NRB-1803-G4	18	25.12	2.54 x 8 = 20.32	17.0	7.8	2.0	7.5	11.4	-	-
IC37NRB-2003-G4	20	27.66	2.54 x 9 = 22.86	17.0	7.8	2.0	7.5	11.4	-	-
IC37NRB-2004-G4	20	27.66	2.54 x 9 = 22.86	19.5	10.3	2.9	8.0	13.9	-	-
IC37NRB-2203-G4	22	30.20	2.54 x 10 = 25.40	17.0	7.8	2.0	7.5	11.4	-	-
IC37NRB-2204-G4	22	30.20	2.54 x 10 = 25.40	19.5	10.3	2.9	8.0	13.9	-	-
IC37NRB-2403-G4	24	32.74	2.54 x 11 = 27.94	17.0	7.8	2.0	7.5	11.4	-	-
IC37NRB-2404-G4	24	32.74	2.54 x 11 = 27.94	19.5	10.3	2.9	8.0	13.9	-	-
IC37NRB-2406-G4	24	32.74	2.54 x 11 = 27.94	24.6	15.4	8.0	10.3	19.0	6.21	20.32
IC37NRB-2803-G4	28	37.82	2.54 x 13 = 33.02	17.0	7.8	2.0	7.5	11.4	-	-
IC37NRB-2804-G4	28	37.82	2.54 x 13 = 33.02	19.5	10.3	2.9	8.0	13.9	-	-
IC37NRB-2806-G4	28	37.82	2.54 x 13 = 33.02	24.6	15.4	8.0	10.3	19.0	6.21	25.40
IC37NRB-3203-G4	32	42.90	2.54 x 15 = 38.10	17.0	7.8	2.0	7.5	11.4	-	-
IC37NRB-3206-G4	32	42.90	2.54 x 15 = 38.10	24.6	15.4	8.0	10.3	19.0	8.75	25.40
IC37NRB-3204-G4	32	42.90	2.54 x 15 = 38.10	19.5	10.3	2.9	8.0	13.9	-	-
IC37NRB-4006-G4	40	53.06	2.54 x 19 = 48.26	24.6	15.4	8.0	10.3	19.0	13.83	25.40
IC37NRB-4206-G4	42	55.60	2.54 x 20 = 50.80	24.6	15.4	8.0	10.3	19.0	15.10	25.40
IC37NRB-4806-G4	48	63.22	2.54 x 23 = 58.42	24.6	15.4	8.0	10.3	19.0	16.37	30.48