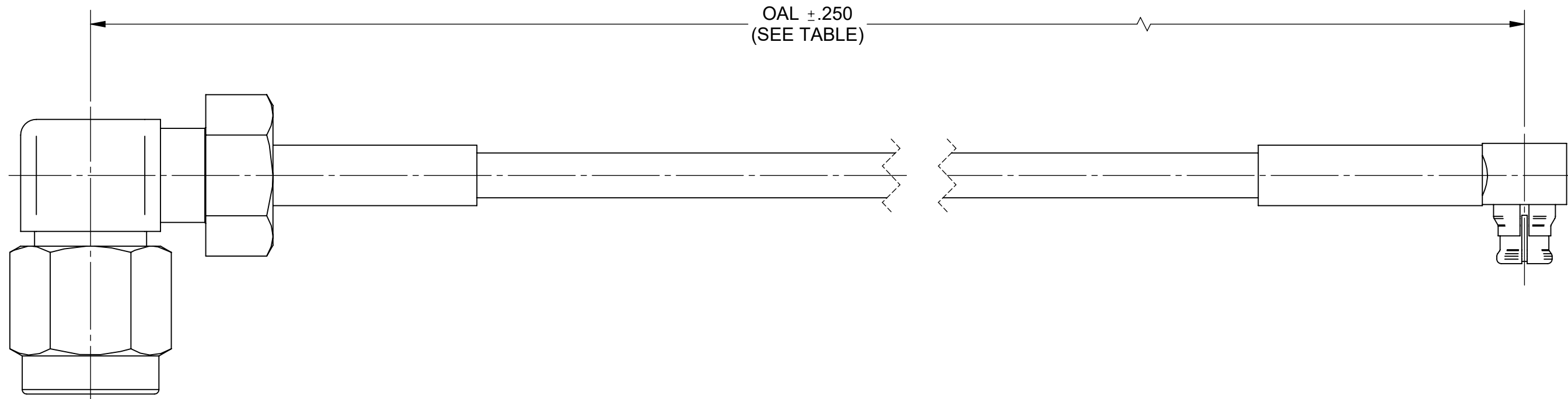


# PRODUCT DATA DRAWING

REVISION HISTORY			
REV	DESCRIPTION	DATE	APPROVED
-	NRN 44549	01/20	MKK



**MATERIAL:**

CONNECTORS: 2.92mm MALE R/A (SF1512-60027)  
 SMP FEMALE R/A (1222-4011)

CABLE: T-FLEX 405


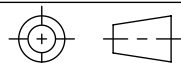
SHRINK TUBING: M23053/5

**PERFORMANCE:**

IMPEDANCE: 50 OHMS

FREQ. RANGE: DC TO 26.5 GHz

SV P/N	OAL
7015-0994	6.000
7015-0995	12.000

MATERIAL: SEE NOTES	DIMENSIONS ARE IN INCHES TOLERANCES: FRACTIONAL: ±1/64 ANGULAR: X° ±1°0' X'X' ±15'	UNLESS OTHERWISE SPECIFIED 1) ALL DIMENSIONS ARE IN INCHES (MILLIMETERS) 2) ALL DIMENSIONS ARE AFTER PLATING. 3) BREAK CORNERS & EDGES .005 R. MAX. 4) CHAM. 1ST & LAST THREADS. 5) SURFACE ROUGHNESS 63-MIL-STD-10. 6) DIA: 'S ON COMMON CENTERS TO BE CONCENTRIC WITHIN .005 T.I.R. 7) REMOVE ALL BURRS	 Amphenol www.svmicrowave.com
FINISH: SEE NOTES	DECIMAL: X ±.030 .XX ±.010 .XXX ±.005		
SURFACE AREA: N/A	INTERPRET DIMENSIONS AND TOLERANCES PER ASME Y14.5M - 1994	DRAWN: SJ 01/22/20	TITLE: 2.9MM R/A MALE TO SMP R/A FEMALE T-FLEX 405 CABLE ASSEMBLY
PROPRIETARY THE INFORMATION CONTAINED IN THIS DRAWING IS THE SOLE PROPERTY OF SV MICROWAVE, INC. ANY REPRODUCTION IN PART OR AS A WHOLE WITHOUT THE WRITTEN PERMISSION OF SV MICROWAVE, INC IS PROHIBITED.	THIRD ANGLE PROJECTION		
		APPROVED: MKK 1/29/20	SIZE DWG. NO. <b>B</b> 7015-0994-0995 SCALE: 4:1 SHEET 1 OF 1