

GRN3 - GRN7

PRV : 50 - 600 Volts
Io : 1.0 Amperes

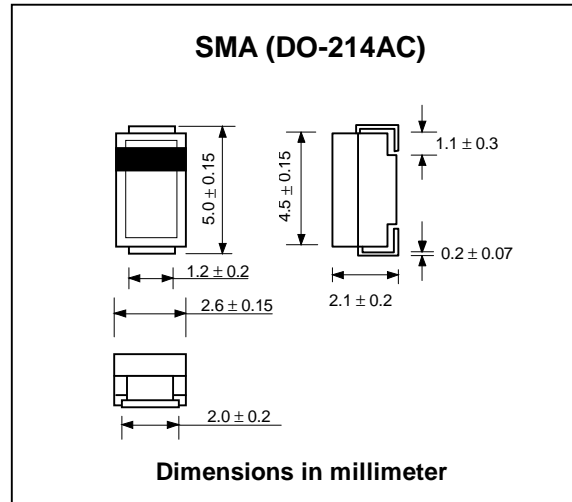
FEATURES :

- * Glass passivated chip
- * High current capability
- * High reliability
- * Low reverse current
- * Low forward voltage drop
- * Fast switching for high efficiency
- * **Pb / RoHS Free**

MECHANICAL DATA :

- * Case : SMA Molded plastic
- * Epoxy : UL94V-O rate flame retardant
- * Lead : Lead Formed for Surface Mount
- * Polarity : Color band denotes cathode end
- * Mounting position : Any
- * Weight : 0.067 gram

GLASS PASSIVATED JUNCTION FAST RECOVERY RECTIFIERS



MAXIMUM RATINGS AND ELECTRICAL CHARACTERISTICS

Rating at 25 °C ambient temperature unless otherwise specified.
 Single phase, half wave, 60 Hz, resistive or inductive load.
 For capacitive load, derate current by 20%.

RATING	SYMBOL	GRN3	GRN4	GRN5	GRN6	GRN7	UNIT	
Maximum Recurrent Peak Reverse Voltage	VRRM	50	100	200	400	600	V	
Maximum RMS Voltage	VRMS	35	70	140	280	420	V	
Maximum DC Blocking Voltage	VDC	50	100	200	400	600	V	
Maximum Average Forward Current Ta = 50 °C	IF(AV)	1.0						A
Peak Forward Surge Current, 8.3ms Single half sine wave superimposed on rated load (JEDEC Method)	IFSM	30						A
Maximum Peak Forward Voltage at IF = 1.0 A	VF	1.2						V
Maximum DC Reverse Current Ta = 25 °C at Rated DC Blocking Voltage Ta = 100 °C	IR	5.0						µA
	IR(H)	100						µA
Maximum Reverse Recovery Time (Note 1)	Trr	150						ns
Typical Junction Capacitance (Note 2)	CJ	15						pf
Junction Temperature Range	TJ	- 65 to + 150						°C
Storage Temperature Range	TSTG	- 65 to + 150						°C

Notes :

- (1) Reverse Recovery Test Conditions : IF = 0.5 A, IR = 1.0 A, Irr = 0.25 A.
- (2) Measured at 1.0 MHz and applied reverse voltage of 4.0 Vdc

RATING AND CHARACTERISTIC CURVES (GRN3 - GRN7)

FIG.1 - REVERSE RECOVERY TIME CHARACTERISTIC AND TEST CIRCUIT DIAGRAM

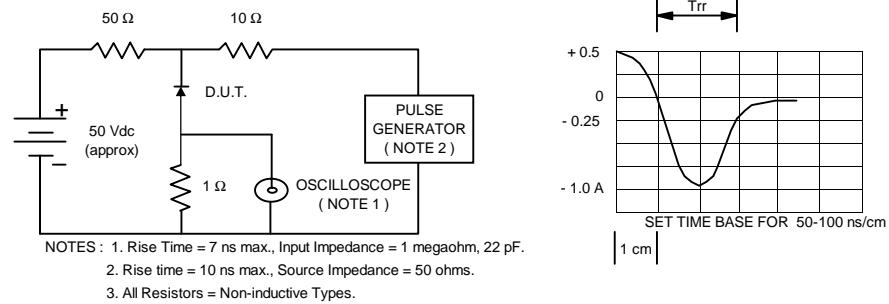


FIG.2 - DERATING CURVE FOR OUTPUT RECTIFIED CURRENT

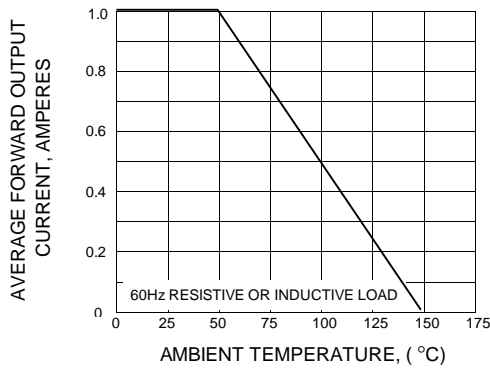


FIG.3 - MAXIMUM NON-REPETITIVE PEAK FORWARD SURGE CURRENT

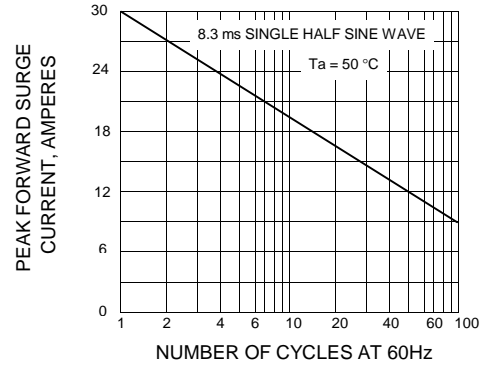


FIG.4 - TYPICAL FORWARD CHARACTERISTICS

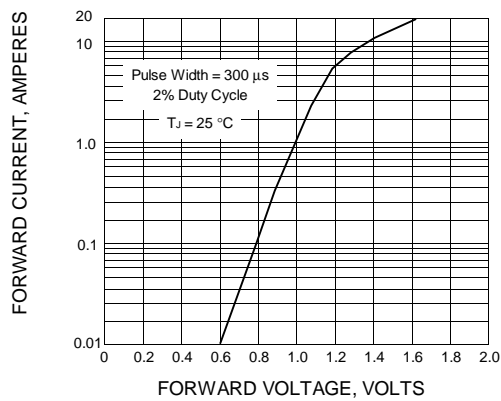


FIG.5 - TYPICAL REVERSE CHARACTERISTICS

