



O/E/N 58

MINIATURE POWER RELAY

- International Standard Foot Print
- Compact High Performance
- High Capacity
- Dust Protected / Sealed Version
- CSA Certified (File No. 106405-1)
- Suitable DIN Rail and PCB Sockets Available

SPECIFICATIONS

Contact Arrangement	: 1 Form A, 1 Form C, 1 Form A/ 1 Form C (K type) 2 Form C
Contact Material	: Silver Alloy
Contact Rating	
Rated Voltage	: 230 VAC/28 VDC
Maximum Voltage	: 440 VAC/220 VDC
Maximum Continuous Current at 230VAC/24VDC	
1 Form A (K type)	: 16 A
1 Form C (K type)	: 10A (NC) / 16A (NO)
1 Form C (Std)	: 10A
2 Form C	: 5A
Maximum Power Rating AC Voltage (1CK/1C/2C)	: 3680/2500/1150 VA
Nominal Coil Power	: 0.5W (approx)
Operating Power	: 0.32W (approx)
Life Expectancy	
Mechanical	: 10^6 operations
Electrical	: 10^5 operations at rated load
Contact Resistance(Initial)	: 100 milli Ohms
Dielectric Strength	
Between Open Contacts & Coil	: 5000 VRMS
Between Open Contacts	: 750 VRMS
Insulation Resistance	: 500 Meg.Ohms at 500VDC, 25°C, RH50
Operate time at Nominal Voltage	: 18 milli sec.(Typ)
Release time at Nominal Voltage	: 8 milli sec.(Typ)
Ambient Temperature	: -40° C to $+70^{\circ}$ C
Weight	: 18 gms (approx)

For Suitable Sockets Refer Socket Section

Typical applications

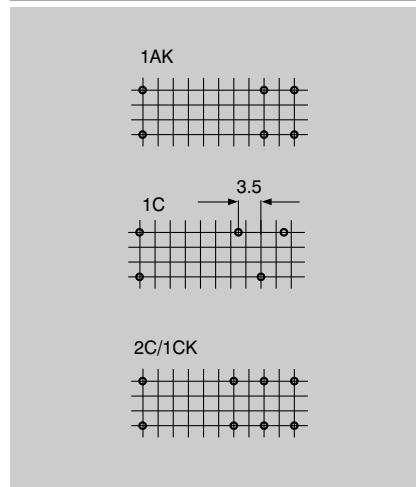
Industrial Electronics, PLCs, Timers, Office Automation, UPS, Home Appliances.

All dimensions are in mm. Specifications subject to change without notice. Tolerance unless otherwise specified is $\pm 10\%$

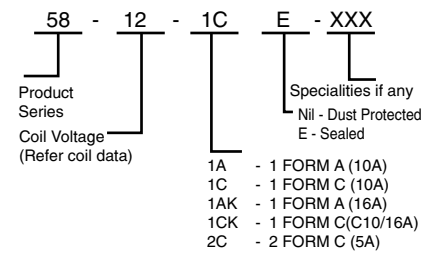
COIL DATA

Nominal Voltage VDC	Pick-up Voltage VDC (Max)	Drop-out Voltage VDC (Min)	Coil Resistance at 20°C Ohms $\pm 10\%$
5	4.00	0.5	50
6	4.80	0.6	72
9	7.20	0.9	160
12	9.60	1.2	285
18	14.40	1.8	640
24	19.20	2.4	1150
48	38.40	4.8	3300

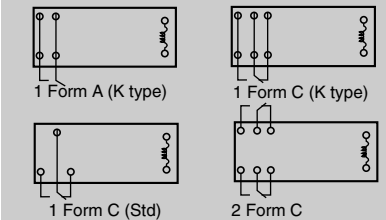
DRILLING PATTERN



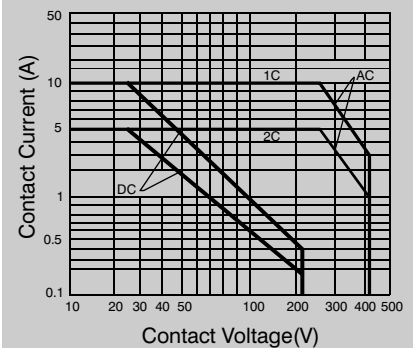
HOW TO ORDER



CIRCUIT DIAGRAMS



Limiting Curve for Power Load



DIMENSIONS

