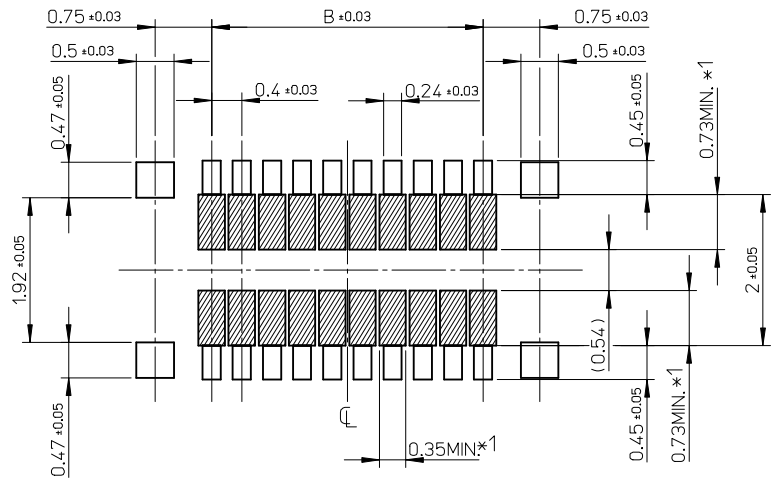


注記 NOTES

1. 使用材料 MATERIAL  
 ハウジング : 液晶ポリマー ( LCP ) UL94V-0 ( 黒 )  
 HOUSING: LIQUID CRYSTAL POLYMER UL94V-0 ( COLOR: BLACK )  
 ターミナル : 銅合金  
 TERMINAL : COPPER ALLOY  
 金具 : 銅合金  
 FITTING NAIL : COPPER ALLOY
2. メッキ仕様 PLATING  
 ターミナル TERMINAL  
 金メッキ  
 GOLD  
 下地メッキ : ニッケルメッキ  
 UNDER PLATING : NICKEL  
 ※コンタクト部とテール部の基板接触面には金メッキを施してあります。  
 それ以外の箇所は金メッキもしくはニッケルメッキが露出し、  
 外観上 色調が異なる場合がありますが、性能には影響ありません。  
 但し、コンタクト部とテール部の間にはニッケルメッキで金メッキを分断している箇所があります。  
 CONTACT AREA : GOLD PLATING  
 SOLDER TAIL AREA ( PWB CONTACT SURFACE SIDE ONLY ) : GOLD PLATING  
 OTHER AREAS : GOLD PLATING OR NICKEL PLATING  
 NICKEL PLATING DIVIDES BETWEEN THE CONTACT AREA ( GOLD PLATING )  
 AND SOLDER TAIL AREA ( GOLD PLATING )
- 金具 FITTING NAIL  
 金メッキ ( テール部のみ )  
 GOLD ( ONLY TAIL PART )  
 下地メッキ : ニッケルメッキ  
 UNDER PLATING : NICKEL
- △ ( 全極数 / 2 ) = 偶数の場合に適用。  
 APPLY FOR ( CIRCUIT / 2 ) = EVEN.
4. 嵌合相手 : 503552 シリーズ  
 MATE WITH : 503552 SERIES.
5. テール平坦度は、0.08 以下  
 テール及び金具の平坦度は、0.1 以下  
 TAIL COPLANARITY TO BE 0.08 MAXIMUM.  
 TAIL AND FITTING NAIL COPLANARITY TO BE 0.1 MAXIMUM.
6. ELV and RoHS COMPLIANT.

3.2	6.3	503548-1820	18
2.8	5.9	503548-1620	16
2.4	5.5	503548-1420	14
2.0	5.1	503548-1220	12
1.6	4.7	503548-1020	10
0.8	3.9	503548-0620	6
B	A	EMBOSSED PACKAGE	
		オーダー番号 ORDER No.	極数 CIRCUITS
		CONNECTOR SERIES No. : 503548-***19	

REVISED EC NO: J2013-1507 DRWN: YUJIMAKI 2013/06/13 CHKD: TASAKAWA 2013/06/13 APPR: MORIKAWA 2013/06/14	DESCRIPTION 10 UNDER ±0.2 10 OVER 30 UNDER ±0.25 30 OVER ±0.3 ANGULAR ±1 ° DRAFT WHERE APPLICABLE MUST REMAIN WITHIN DIMENSIONS	GENERAL TOLERANCES (UNLESS SPECIFIED)		DIMENSION STYLE MM ONLY		SCALE 15:1	DESIGN UNITS METRIC	THIRD ANGLE PROJECTION
		DRAWN BY RTAKEUCHI	DATE 2010/05/17	TITLE 0.4 B-TO-B CONN. HGT=0.7 W=2.6 HI-RETENTION REC ASSY				
		CHECKED BY T. HIRATA	DATE 2010/05/17					
		APPROVED BY MSASAO	DATE 2010/09/15					
		MATERIAL NO. SEE CHART	DOCUMENT NO. SD-503548-005	SHEET NO. 1 OF 2				



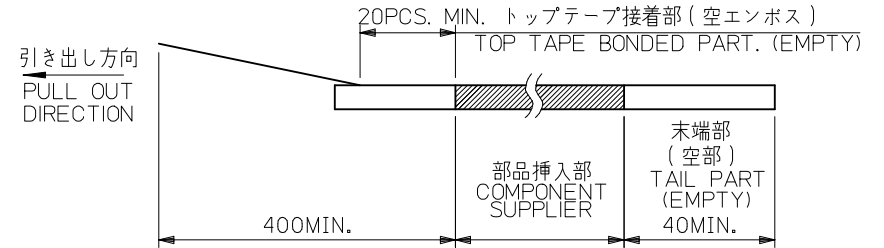
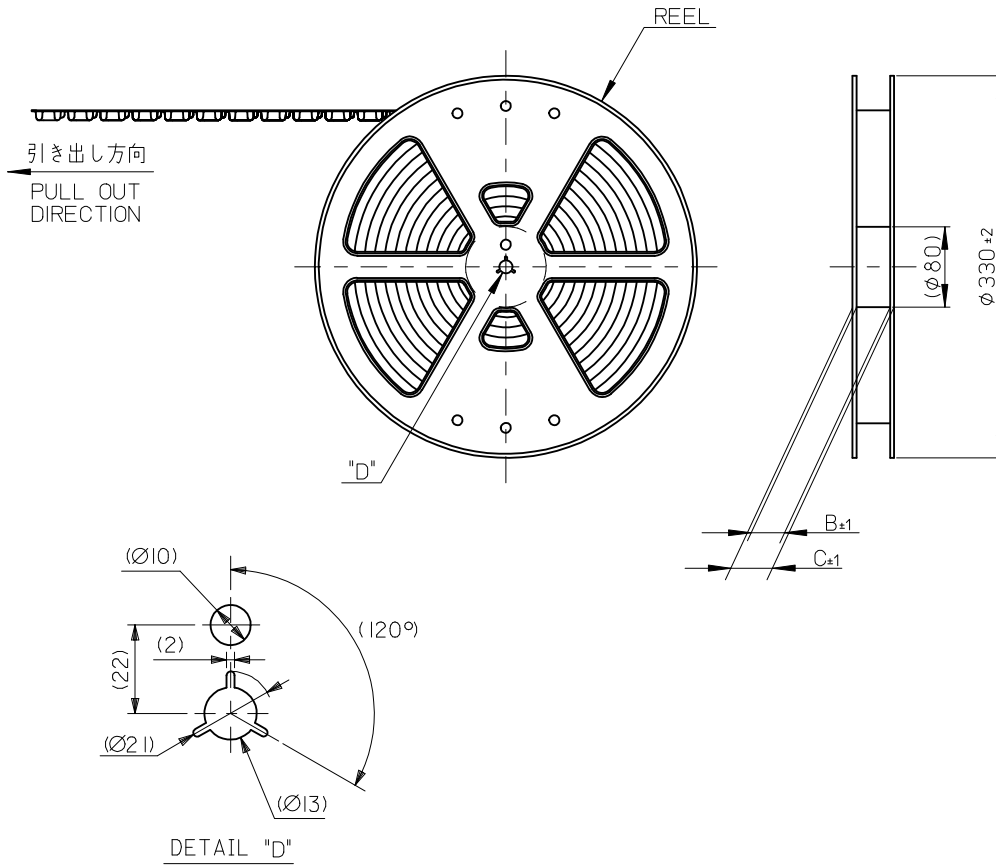
RECOMMENDED P.W. BOARD PATTERN LAYOUT

- \*1 パターン引き回し、および半田禁止エリア  
(当該箇所においては、これと接する回路以外の配線を禁止する。  
また、接する回路を配線する場合はレジストを施し、この部分に半田は無きこととする。)
- \*1 PROHIBITED AREA OF PATTERN WIRING AND SOLDER.  
(FOR EACH AREA, THE WIRING THAT TOUCHES ON THE SOLDER CAN BE ATTACHED, THEN COVERED WITH A FILM TO KEEP SOLDER OUT.)

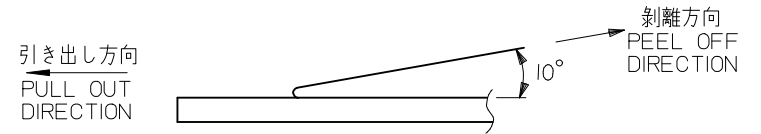
REVISED	EC NO: J2013-1507	GENERAL TOLERANCES (UNLESS SPECIFIED)		DIMENSION STYLE		SCALE	DESIGN UNITS	THIRD ANGLE PROJECTION		
	DRWN: YFUJIMAKI 2013/06/13	10 UNDER	± 0.2	MM ONLY		15:1	METRIC	0.4 B-TO-B CONN. HGT=0.7 W=2.6 HI-RETENTION REC ASSY		
	CHKD: TASAKAWA 2013/06/13	10 OVER 30 UNDER	± 0.25	DRAWN BY	DATE	TITLE				
	APPR: KMORIKAWA 2013/06/14	30 OVER	± 0.3	RTAKEUCHI	2010/05/17	0.4 B-TO-B CONN. HGT=0.7 W=2.6 HI-RETENTION REC ASSY				
A	ANGULAR ± 1 °	DRAFT WHERE APPLICABLE MUST REMAIN WITHIN DIMENSIONS		CHECKED BY	DATE	molex		MATERIAL NO.	DOCUMENT NO.	SHEET NO.
				MSASAO	2010/09/15	SEE SHEET 1		SD-503548-005	2 OF 2	
				THIS DRAWING CONTAINS INFORMATION THAT IS PROPRIETARY TO MOLEX INCORPORATED AND SHOULD NOT BE USED WITHOUT WRITTEN PERMISSION						

注記 NOTES

- 製品詳細寸法については製品単体図面を参照下さい。  
RE DETAILED DIMENSION, SEE PRODUCT DRAWING.
- 梱包数量: 3000 個/リール  
NUMBER OF CONNECTORS: 3000PCS/REEL
- リードテープ長さ LEAD TAPE LENGTH



- トップテープの剥離強度: 0.1N~1.3N(10gf~130gf)  
(剥離方向は下図参照)  
尚、本規格値は出荷時に適用。(但し、輸送時に剥離が発生しないこと。)  
PEELING OFF FORCE OF TOP TAPE: 0.1N~1.3N(10gf~130gf)  
(PEELING DIRECTION AS SHOWN IN FOLLOWING FIG.)  
THIS REQUIREMENT SHOULD BE APPLIED AT SHIPMENT.  
PEEL OFF SHOULD NOT BE ALLOWED, DURING TRANSPORTION.

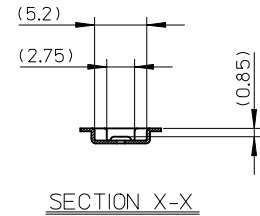
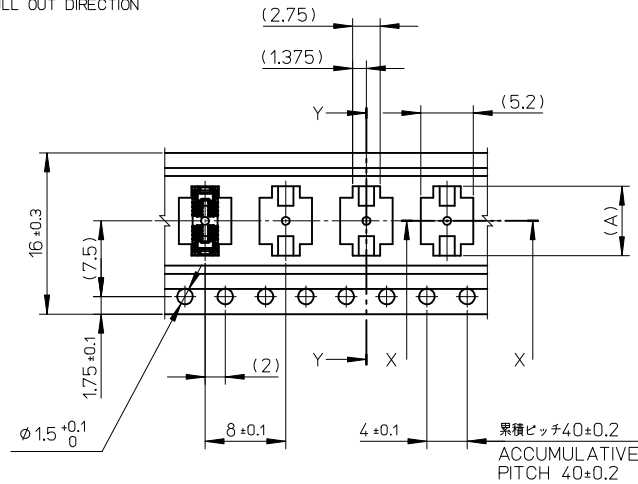
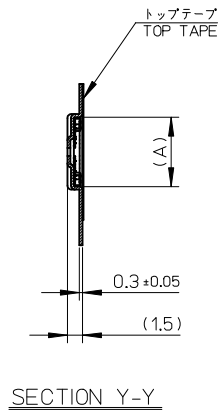


- 材料 MATERIAL  
キャリアテープ (CARRIER TAPE): ポリスチレン (POLYSTYRENE)  
トップテープ (TOP TAPE): PET, OTHER  
リール (REEL): ポリスチレン (PS) <リサイクル材を含む>  
POLYSTYRENE (PS) <RECYCLE MATERIAL CONTAINED>
- ELV 及び RoHS適合品  
ELV AND RoHS COMPLIANT

MODEL NO. 503548-\*\*-20

REVISED EC NO: J2013-1507 DRWN: YFUJIMAKI 2013/06/13 CHKD: TASAKAWA 2013/06/13 APPR: KMORIKAWA 2013/06/14	DESCRIPTION	GENERAL TOLERANCES (UNLESS SPECIFIED)		DIMENSION STYLE MM ONLY		SCALE 1:1	DESIGN UNITS METRIC	THIRD ANGLE PROJECTION	
		10 UNDER	±---	DRAWN BY RTAKEUCHI	DATE 2010/02/08	TITLE 0.4 B-TO-B CONN. HGT=0.7 HI-RETENTION REC ASSY EMBSTP PKG			
		10 OVER 30 UNDER	±---	CHECKED BY THIRATA	DATE 2010/02/08				
		30 OVER	±---	APPROVED BY MSASAO	DATE 2010/02/08				
A	REV	ANGULAR ±---	DRAFT WHERE APPLICABLE MUST REMAIN WITHIN DIMENSIONS	MATERIAL NO. SEE SHEET 2	DOCUMENT NO. SD-503548-006	SHEET NO. 1 OF 2			

引き出し方向  
PULL OUT DIRECTION



16mm 幅キャリアテープ  
16mm WIDTH CARRIER TAPE

16	21.4	17.4	6.5	503548-1820	18
			6.1	503548-1620	16
			5.7	503548-1420	14
			5.3	503548-1220	12
			4.9	503548-1020	10
			4.1	503548-0620	6
キャリアテープ幅 CARRIER TAPE WIDTH			C	B	(A)
			MATERIAL No.		CKT.
			MODEL No.		503548-**20

REVISED EC NO: J2013-1507 DRWN:YFUJIMAKI 2013/06/13 CHKD:TASAKAWA 2013/06/13 APPR:KMORIKAWA 2013/06/14	DESCRIPTION REV	GENERAL TOLERANCES (UNLESS SPECIFIED)		DIMENSION STYLE MM ONLY		SCALE 1:1	DESIGN UNITS METRIC	THIRD ANGLE PROJECTION	
		10 UNDER	±---	DRAWN BY RTAKEUCHI	DATE 2010/02/08	TITLE 0.4 B-TO-B CONN. HGT=0.7 HI-RETENTION REC ASSY EMBSTP PKG			
		10 OVER 30 UNDER	±---	CHECKED BY THIRATA	DATE 2010/02/08	<b>molex</b>			
		30 OVER	±---	APPROVED BY MSASAO	DATE 2010/02/08				
ANGULAR ±--- °		DRAFT WHERE APPLICABLE MUST REMAIN WITHIN DIMENSIONS		MATERIAL NO. SEE CHART		DOCUMENT NO. SD-503548-006		SHEET NO. 2 OF 2	