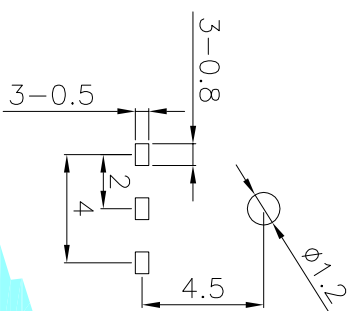
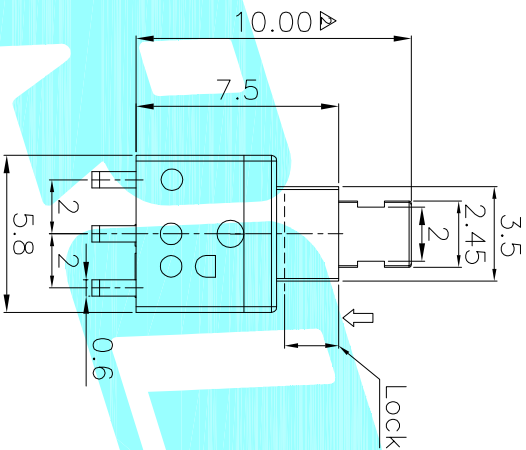
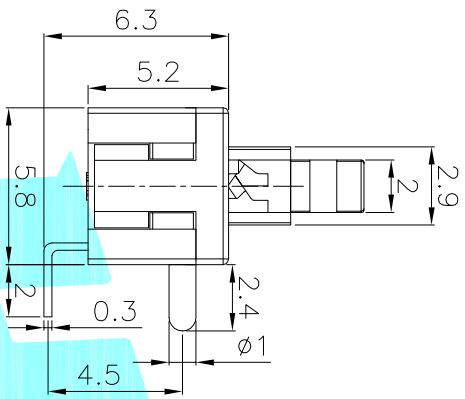


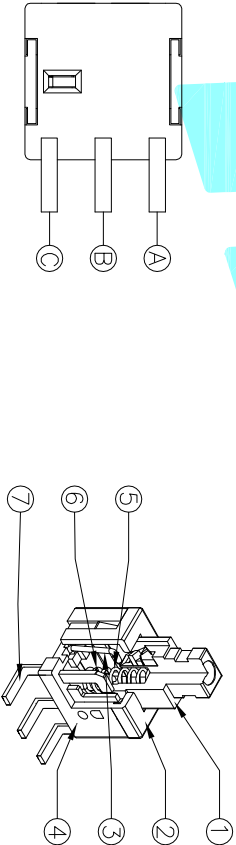
Circuit Diagram



PCB Layout (Pattern Side)



NOTE:  
 1. Rated Load: DC 30V 0.1A  
 2. Contact resistance: 30mΩ MAX  
 3. Insulation Resistance: 100MΩ MIN  
 4. Operating Force: 220gf±50gf  
 5. Travel : 2.0±0.2mm  
 6. Life: 10,000 Cycles



ITEM	PART NAME	TER'NO.	QTY.	MATERIAL	FINISHING	REMARK
⑦	Terminal	3		Brass strip	Plating silver	
⑥	Contact	2		Phosphor bronze	Plating silver	
⑤	Spring	1		SUS	Natural	
④	Base	1		Nylon	Gray	
③	Crochet Needle	1		SUS	Natural	
②	Cover	1		POM	Black	
①	KNOB	1		POM	White	

APPROVALS		DATE	TITLE:	
DRAWN	D.J.LV	2018/04/18	PUSHBUTTON SWITCHS	

**HLR**  
 ELECTRONICS CO.,LTD

ECN NO.	REV.	DATE.	DESCRIPTION.	CHANGE.	CHECK.	APPRO.	TOLERANCES ARE	ANGLE	UNIT:	SCALE:	PROJ:	SHEET
	A		NEW				30~0.1mm 10~0.30	±0.30	mm	1:1	PROJ: ①	1 OF 1
			20180418取消无磷产品				5~10 ~5	±0.15 ±0.10				