

APPROVAL SHEET

To :

Customer P/N :

UDE P/N : RT12-ZZ-0023

Description : RJ45 1X1 Tab Up
Through Hole
Pure Connector
Contact Area : Gold Flash
LED: L-Yellow;R-Green
Packing with Hard Tray



Spec No. Update Date Revision
RT1217037-00 2017/6/9 A

Approved	Checked	Prepared



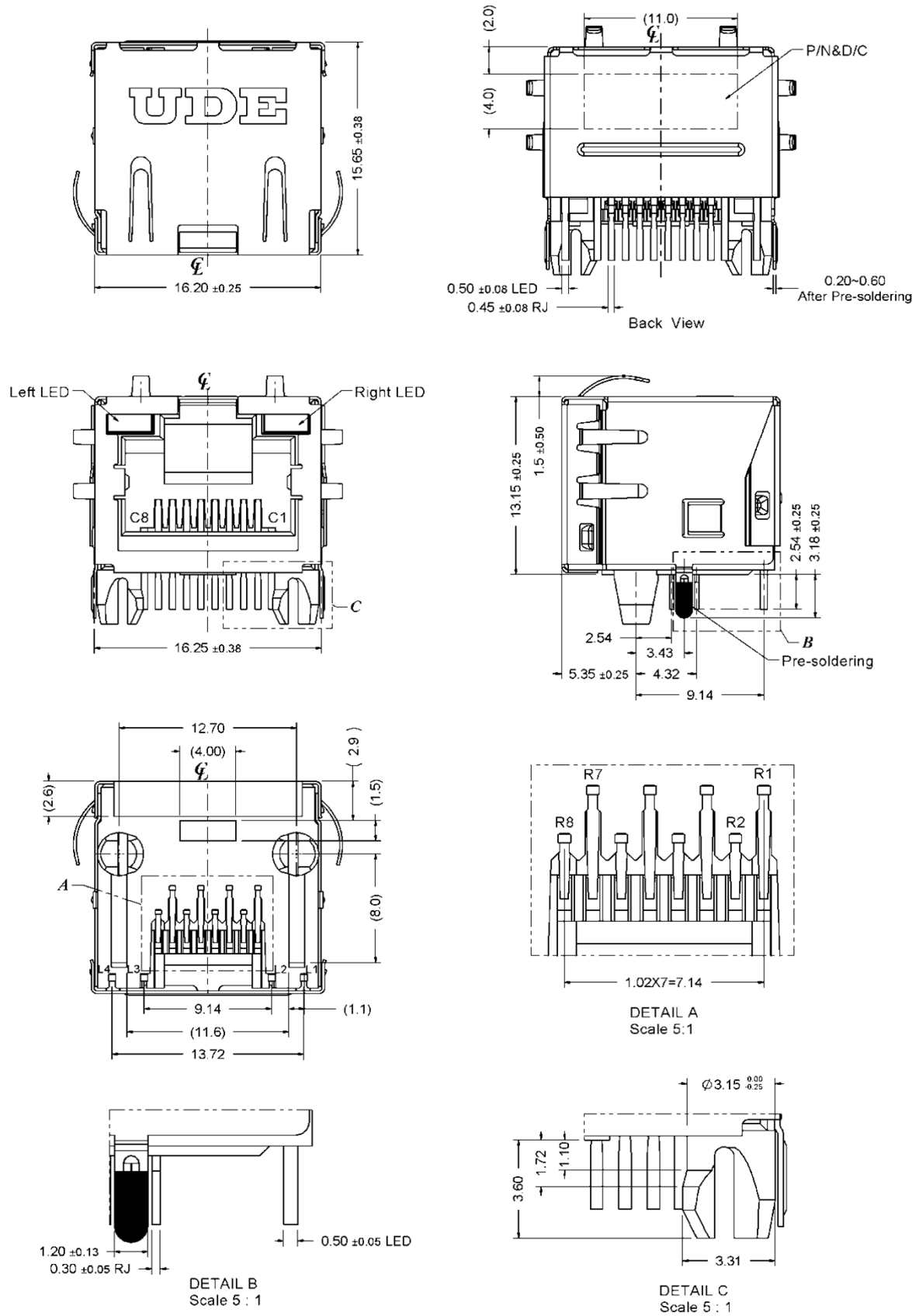
湧德電子 股份有限公司
UDE Corp.

桃園市(33852) 蘆竹區內溪路 68 巷13號
No.13, Ln. 68, Neixi Rd., Luzhu Dist., Taoyuan City (33852), Taiwan
TEL: 886-3-3242000 FAX: 886-3-3246611
<http://www.ude-corp.com/>

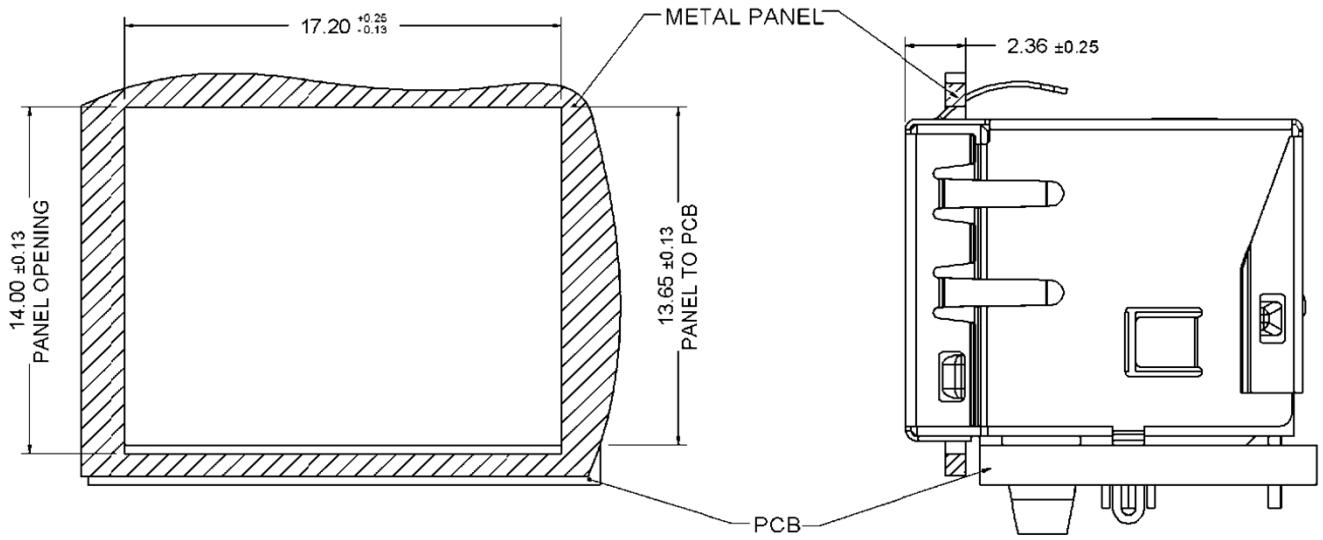
1. MECHANICAL DIMENSION

1.1 Product Dimension

Unit : mm	General Tolerance : X.X : ± 0.38 X.XX : ± 0.20
-----------	--



1.3 Recommended Panel Cutout



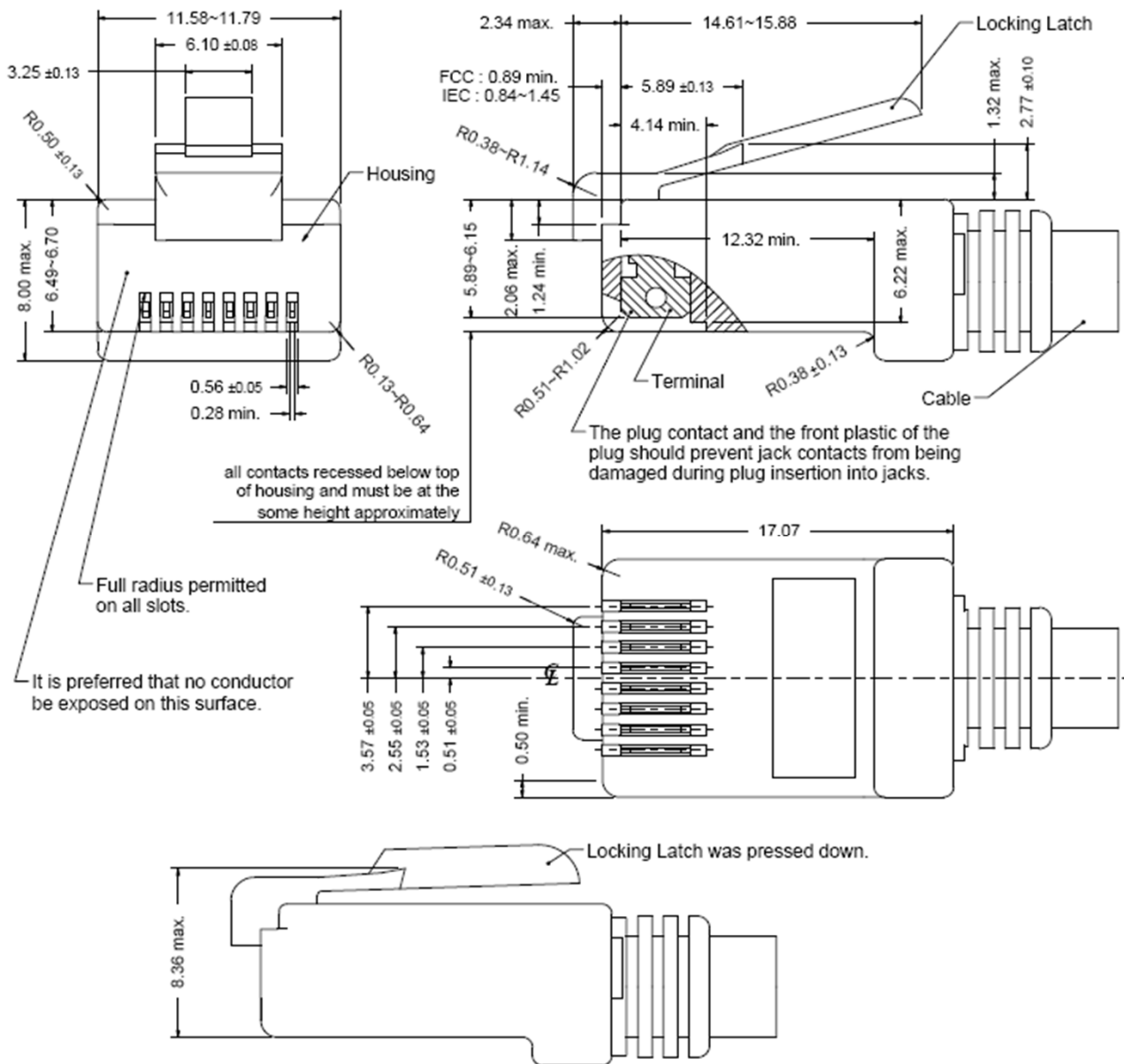
1.4 Packing Information

70 pcs finished goods per tray

7 trays(490 pcs finished goods) per inner box

4 Inner boxes(1960 pcs finished goods) per master carton

1.5 Standard RJ45 Plug Specification



- All dimensions follow :

FCC subpart F, 68,500, Figure (C)(2)(i) & (C)(2)(ii) & (C)(3)(i)

IEC 60603-7

- All plugs must be meeting the requirements of plug Go & No-Go gauge.

Gauge follow : FCC subpart F, 68,500, Figure (C)(4)(i) & (C)(5)(i)

- There must be no damage to Housing and Locking Latch.

- There must be no nicks and cuts in cable.

- Durability : 750 cycles generally

2. REQUIREMENTS

2.1 Design and Construction

Product shall be of design, construction and physical dimensions specified on applicable.

2.2 Material

2.2.1 Terminal Parts (Underplating : 50 μ " min. Nickel overall)

2.2.1.1 RJ Terminal : Phosphor Bronze, Thickness=0.30mm

Finish : Contact Area : Gold Flash

Finish : Solder Tail : 100 μ " min. Matte Tin

2.2.2 Plastic Parts <UL94V-0>

2.2.2.1 Housing : PBT, Black

2.2.3 Shield Parts

2.2.3.1 Shield : Stainless, Thickness=0.20mm, Pre-soldering

2.3 Operating and Storage Temperature

Operating Temperature : -40°C to +85°C

Storage Temperature : -40°C to +85°C

2.4 RJ45 specifications

Insulation Resistance : 500MΩ min.

Insertion force with the latch depressed : 20N max

Removal force with the latch depressed : 20N max

Locking Force of Plug Latch : 50N min. @ 60+/-5 sec

Durability : 750 cycles

2.5 Performance and Test Description

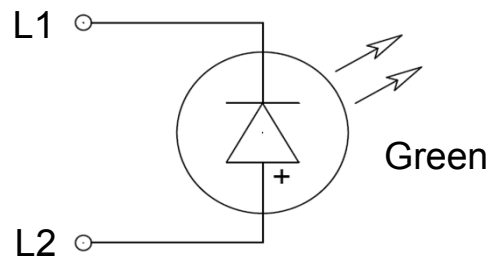
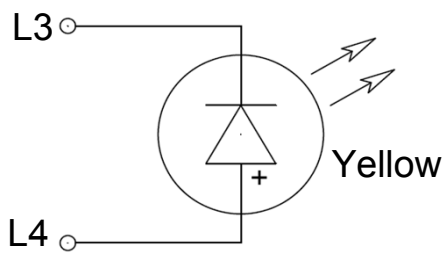
Product is designed to meet electrical, mechanical and environmental performance requirements specified in below table. All tests are performed at ambient environmental conditions per MIL-STD-1344A and EIA-364 unless otherwise specified.

2.6 Packaging and Packing

All parts shall be packaged and packed to protect against physical damage 、 corrosion and deterioration during shipment and storage.

3. ELECTRICAL CHARACTERISTICS

3.1 LED



Emitting Color	λ_p (nm)	$V_f @ I_f=20\text{mA}$	$I_r @ V_r=5\text{V}$
Green	570	1.7 ~2.6 V	10 μA max.
Yellow	588	1.7 ~2.6 V	10 μA max.

4. WAVE SOLDERING TEMPERATURE PROFILE

Note :

The measuring point for the specified temperature shall be on the soldered part of the lead.

