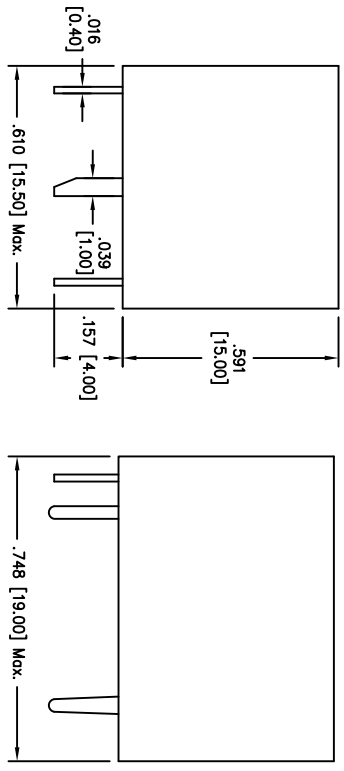
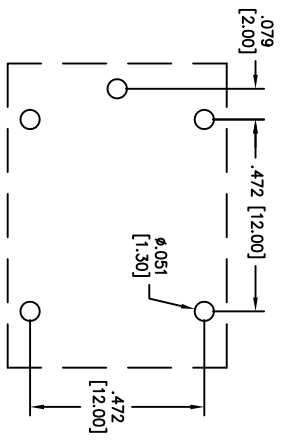


Rev	AWO #	Description	Date	Appr
-		RELEASED	9/15/09	

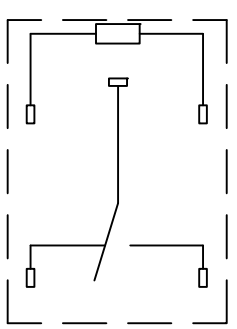
APPROVED: \_\_\_\_\_  
 DATE: \_\_\_\_\_ TITLE: \_\_\_\_\_



DRILLING PLAN  
(Bottom View)



WIRING DIAGRAM  
(Bottom View)



PART NO.	RPS-1C-12-SP
Coil Rated Voltage	12VDC
Coil Rated Current	30mA
Pick-up Voltage	9VDC
Drop-out Voltage	1.2VDC
Coil Resistance	400Ω

**SPECIFICATIONS:**

**Electrical:**

Contact arrangement: 1Z  
 Contact material: AgCdO  
 Contact Rating (Resistive load): 7A @ 220/250VAC; 10A @ 28VDC  
 Max. Switching Voltage: 250VAC / 28VDC  
 Max. Operating Power: 2500VA  
 Contact resistance: 100 mΩ max. Initial  
 Insulation resistance: 100 MΩ min. @ 500V DC  
 Dielectric withstanding voltage:  
 Between Coil & Contact: 1500VAC 50/60HZ for 1 min.  
 Between Contacts: 1000VAC 50/60HZ for 1 min.  
 Operating time: 10ms max. Release time: 5ms max.  
 Electrical Life: 100,000 Operations (at rated load)

**Mechanical:**

Vibration resistance (Endurance): 1.5mm D.A. 10-55HZ  
 Shock resistance: Min. 10G Unerroll  
 Mechanical Life: 10,000,000 Operations (no load)  
 Temperature Rating: Ambient temperature: -40°C to +85°C  
 Environmental:  
 Lead free, RoHS compliant  
 Recommended soldering temp: 235°C for 5 sec.  
 Packaging: Anti-ESD plastic trays  
 Safety Agency Approvals: cUL Recognized File No. E305638

UNLESS OTHERWISE SPECIFIED  
 ALL DIMENSIONS ARE INCHES [MM]  
 TOLERANCES: EXCEPT AS NOTED  
 INCHES: .X ±.10 ØXX ±.10  
 .XX ±.020 ØXXX ±.015  
 .XXX ±.015 ØXXXX ±.010

**ADAM TECH**

909 Rahway Avenue, Union, NJ 07083  
 Phone: 908-687-5000 Fax: 908-687-5710

POWER RELAY, 12VDC COILS, 1C

APPROVALS	DATE
DRAWN	DY
CHECKED	
APPROVED	

SIZE	PART NO.	REV.
X	RPS-1C-12-SP	-

REF: S0006C SCALE: NTS SHEET 1 OF 1