

Specifications

Insulation Resistance:	1,000MΩ min. at 500V DC
Withstanding Voltage:	500V ACrms for 1 minute
Contact Resistance:	100mΩ at 1mA / 40mV max.
Voltage Rating:	5V DC
Current Rating:	0.5A
Operating Temp. Range:	-25°C to +85°C
Coplanarity:	≤ 0.1mm
Mating Cycles:	10,000 (office environment)

Part Number (Details)

FPS 009 - 2910 - 0

Series No.


Number of Contacts

Design No.

0 = Tape & Reel Packaging

Materials and Finish

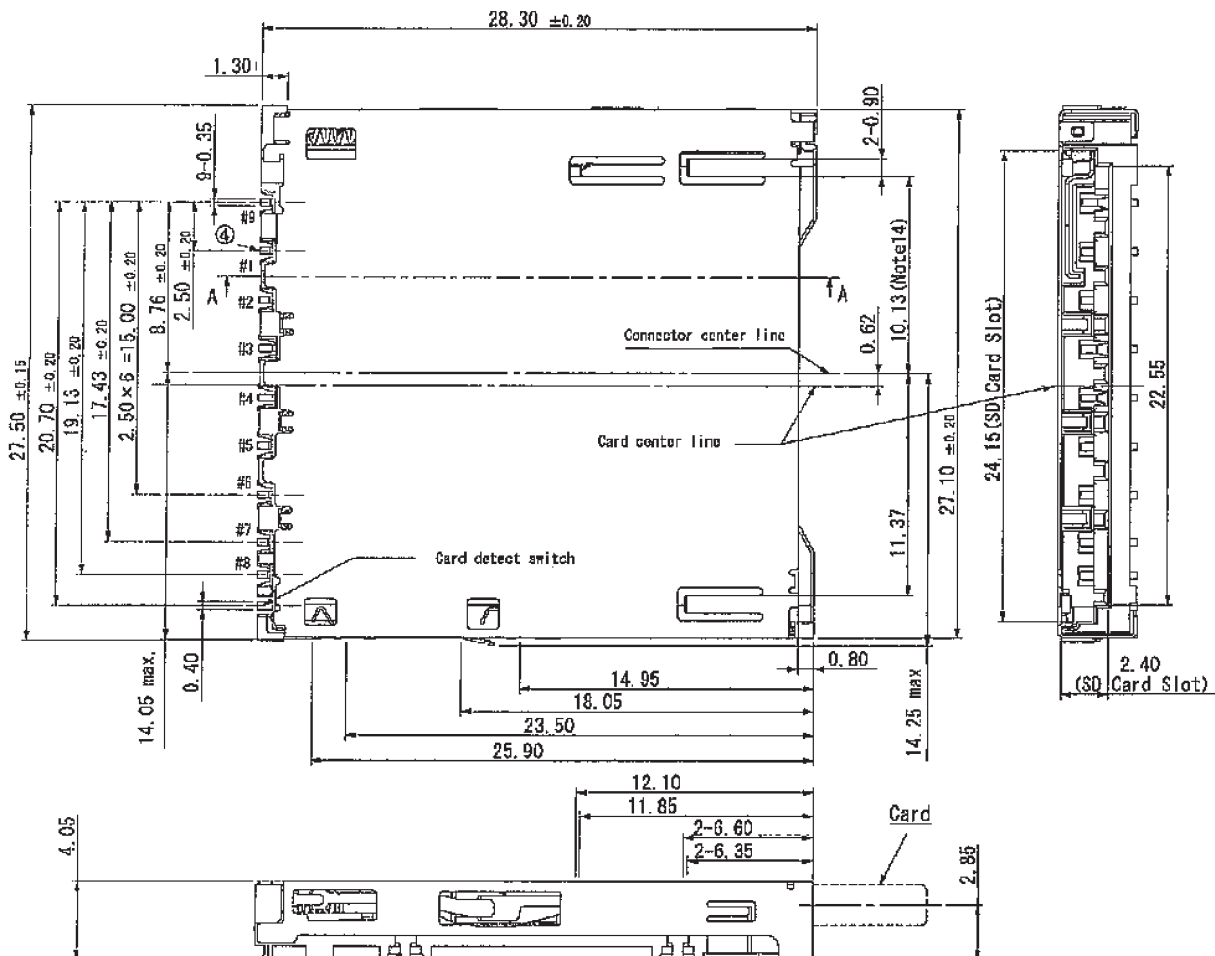
Insulator:	LCP UL 94V-0
Shielding Plate:	SUS
Contacts:	PB, t = 0.15 / Contact area = Ni-Au /



Features

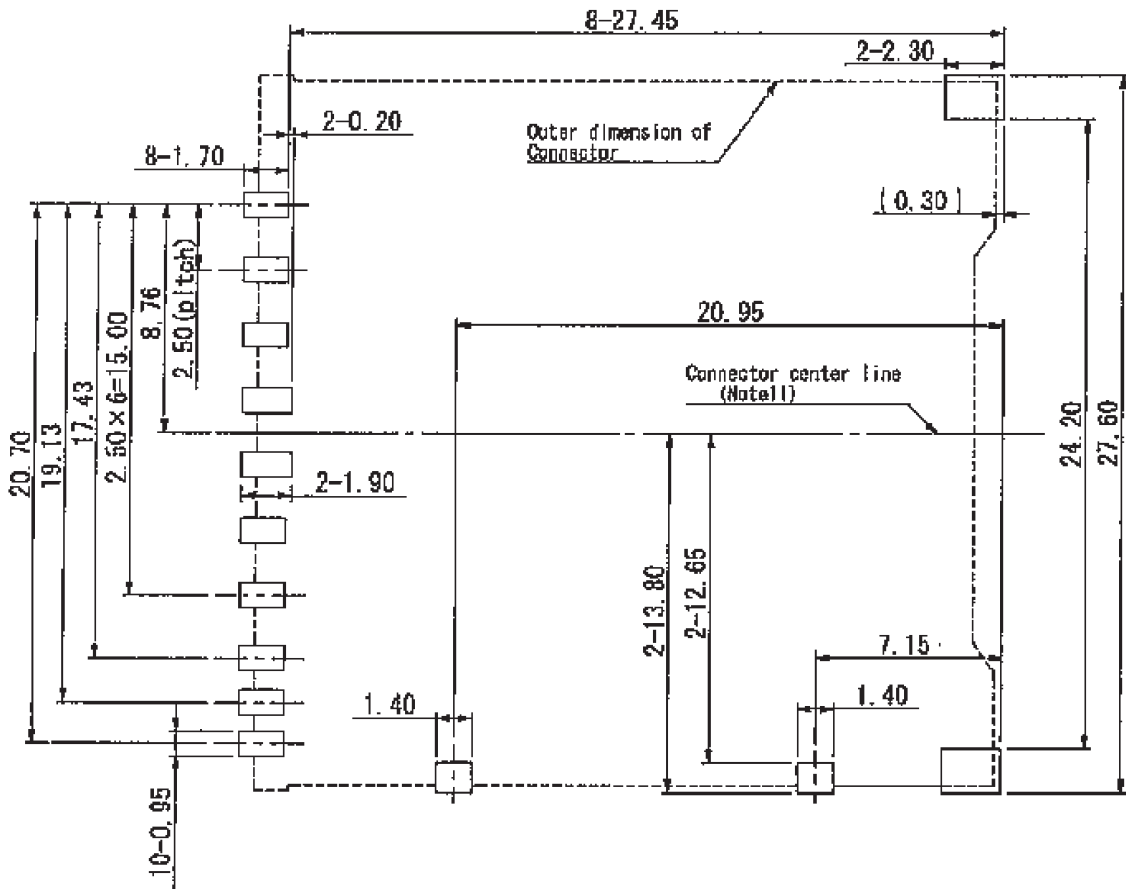
- Special feature: Stand-off 1,2mm
- Connector for both card types (MMC and SD card)
- Smooth extraction function by Push-in/ Push-out of card
- Soft lock mechanism for SD card
- Mechanism to avoid fling-off with the card
- EMI prevention with four grounding terminals
- Card detector
- Write protection switch
- Tape & Reel packaging (500 pcs / reel)

Outline Dimensions

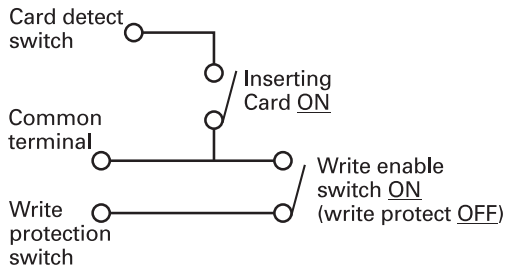


Recommended PCB Layout for FPS009-2910-0

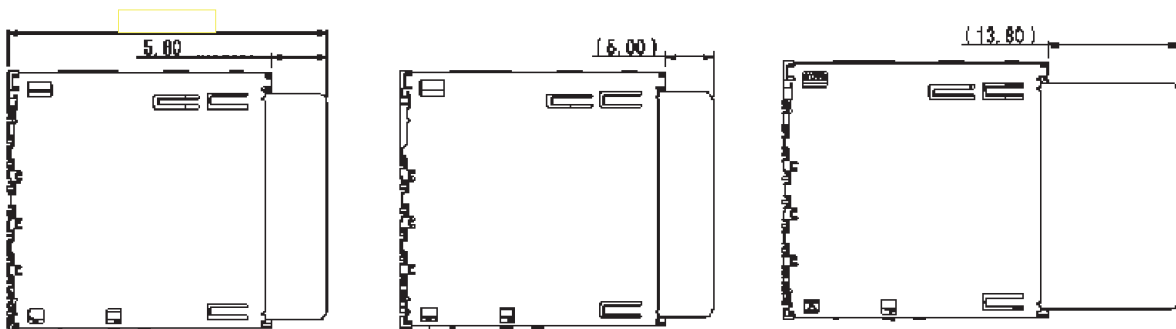
Top View



Circuit Diagram for Switch



Card Insertion Details



Card locked position

Card pushed position

Card eject position