

14118 Stowe Drive, Suite B
 Poway, CA 92064
 TEL: (858) 621-2700 | FAX: (858) 486-1927
 URL: www.zcomm.com
 EMAIL: applications@zcomm.com

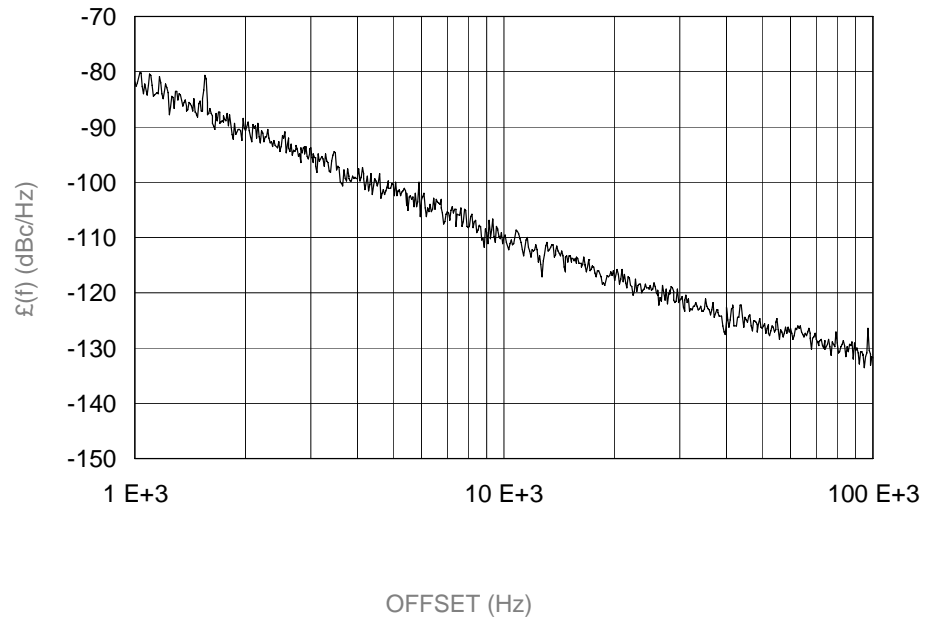
Voltage-Controlled Oscillator Surface Mount Module

Applications

- Digital Radios
- Basestation
-

Application Notes

- AN-101: Mounting and Grounding
- AN-102: Output Loading
- AN-107: Manual Soldering

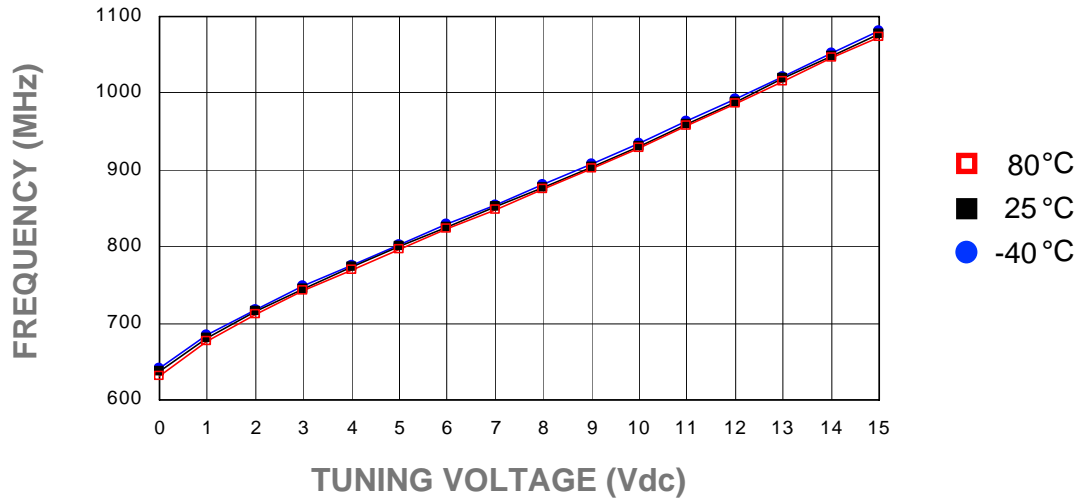


| Performance Specifications | Min | Typ | Max | Units |
|--|-----|-----------|-----|--------------------|
| Oscillation Frequency Range | 730 | | 920 | MHz |
| Phase Noise @ 10 kHz offset (1 Hz BW) | | -108 | | dBc/Hz |
| Harmonic Suppression (2nd) | | -15 | -12 | dBc |
| Tuning Voltage | 1 | | 15 | Vdc |
| Tuning Sensitivity (avg.) | | 28 | | MHz/V |
| Power Output | -2 | 2.25 | 6.5 | dBm |
| Load Impedance | | 50 | | Ω |
| Input Capacitance | | | 100 | pF |
| Pushing | | | 2 | MHz/V |
| Pulling (12 dB Return Loss, Any Phase) | | | 1 | MHz |
| Operating Temperature Range | -40 | | 80 | $^{\circ}\text{C}$ |
| Package Style | | MINI-16-L | | |

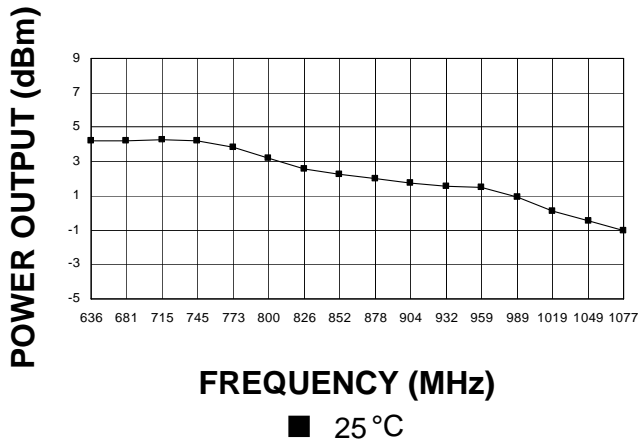
| Power Supply Requirements | Min | Typ | Max | Units |
|----------------------------|-----|-----|-----|-------|
| Supply Voltage (Vcc, nom.) | | 5 | | Vdc |
| Supply Current (Icc) | | 19 | 25 | mA |

Additional Notes

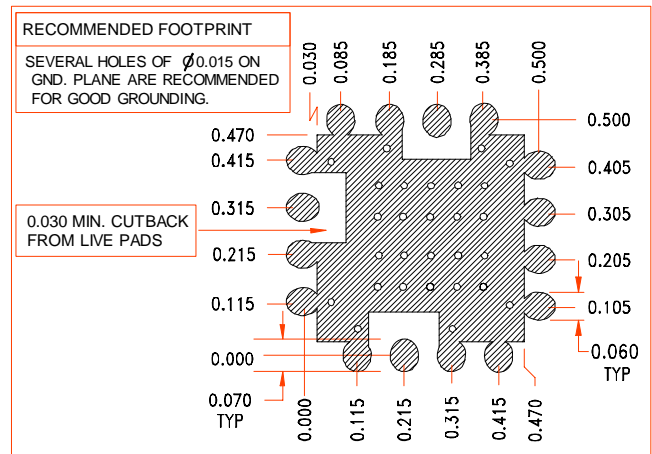
Tuning Curve, typ.



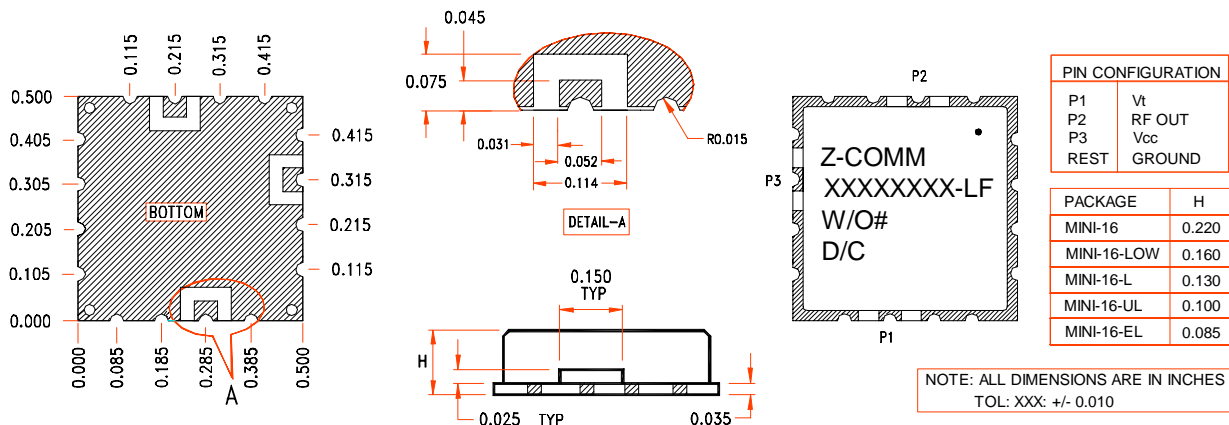
Power Curve, typ.



Footprint



Physical Dimensions



LFSuffix = RoHS Compliant. All specifications are subject to change without notice.