



592 SERIES

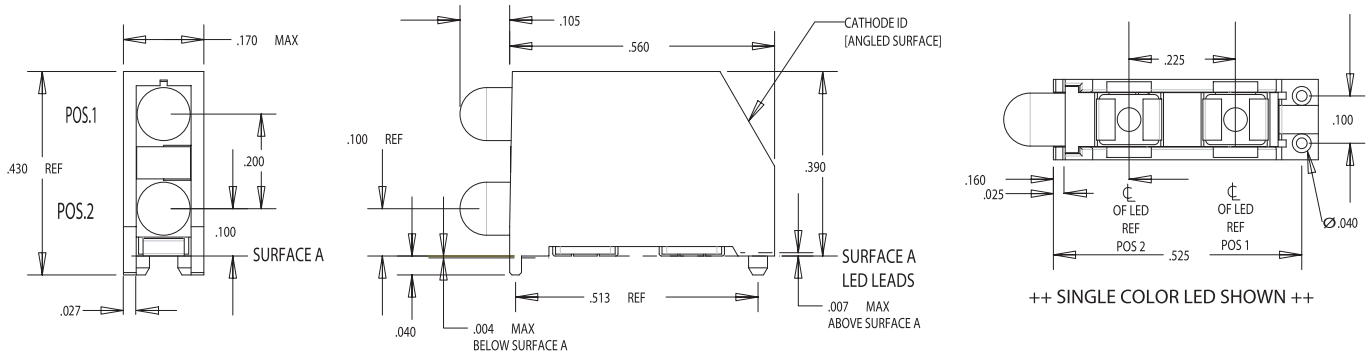
3mm Bi-level Prism® CBI® Surface Mount LED SINGLE COLOR



FEATURES / BENEFITS

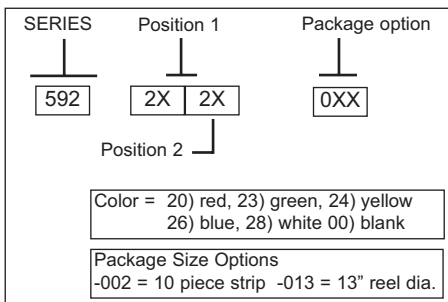
- ▲ Available as a Lead (Pb) Free product - RoHS Compliant.
- ▲ Incorporates latest LED technology, specifically designed for surface mounting.
- ▲ Compatible with automatic placement equipment.
- ▲ Compatible with surface mount reflow soldering processes.
- ▲ Black housing enhances contrast ratio.
- ▲ Housing material meet UL-94V-0 flammability ratings.
- ▲ Patented Bi-level design provides increased indication without increased space.
- ▲ Illumination areas compatible with industry standard 3mm through-hole Bi-level Circuit Board Indicators.
- ▲ Packaged in moisture barrier bags for dry packaging per IPC/JEDEC J-STD-033.
- ▲ Helps to eliminate mixed technology pc board processing.

SPECIFICATIONS



++ SINGLE COLOR LED SHOWN ++

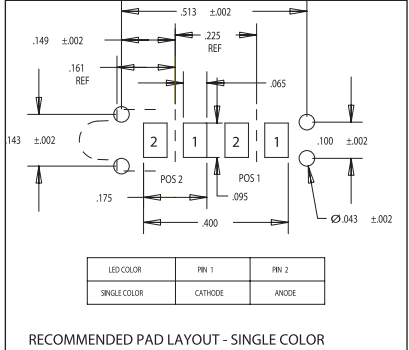
PART NUMBER CODE*



Note: Custom color combinations available upon request. Check with factory for details.

PART NUMBER*	COLOR COMBO
592-2020-0XX	RED/RED
592-2323-0XX	GREEN/GREEN
592-2424-0XX	YELLOW/YELLOW
592-2423-0XX	YELLOW/GREEN
592-2324-0XX	GREEN/YELLOW
592-2626-0XX	BLUE/BLUE
592-2828-0XX	WHITE/WHITE

* Part Number with "F" suffix ending is a Lead (Pb) Free Product - RoHS Compliant.



RECOMMENDED PAD LAYOUT - SINGLE COLOR



Dialight Corporation
1501 Route 34 South • Farmingdale, NJ 07727 USA
Tel: (1) 732-919-3119 • Fax: (1) 732-751-5778 • www.dialight.com



a Roxboro Group Company



3mm Bi-level Prism® CBI® Surface Mount LED, Single Color

ABSOLUTE MAXIMUM RATINGS (TA= 25°C)

Parameter	20	23	24	26	28
COLOR	Red	Green	Yellow	Blue	White
POWER DISSIPATION (derate linearly from 25°C mA/°C)	100mW 0.4	100mW 0.4	60mW 0.25	100mW 0.44	85mW 0.6
FORWARD DC CURRENT	30mA	30mA	20mA	20mA	20mA
PEAK FORWARD CURRENT (10 µsec)	120mA	120mA	80mA	N/A	N/A
OPERATING TEMPERATURE	-55°C to +100°C			-40°C to +100°C	
STORAGE TEMPERATURE	-55°C to +100°C			-40°C to +100°C	
SOLDERING TEMPERATURES CONVECTION IR VAPOR PHASE	235°C Peak, above 185°C for 90 sec., 215°C for 3 Min.				

OPERATING CHARACTERISTICS (TA= 25°C)

Parameters	Part No.	Color	Min	Typ	Max	Units	Test Cond.
FORWARD VOLTAGE VF	20	red		2.0	2.6	V	IF=10mA
	23	green		2.0	2.6		
	24	yellow		2.0	2.6		
	26	blue		3.5	4.2		IF=20mA
	28	white		3.5	4.2		
REVERSE VOLTAGE VR	20	red	5			V	IR=10µA
	23	green	5				
	24	yellow	5				
	26	blue	N/A				
	28	white	N/A				
DOMINANT WAVELENGTH Dom	20	red		628		nm	IF=20mA
	23	green		570			
	24	yellow		590			
	26	blue		428			
	28	white		X .29 .32 .365 Y .22 .31 .42			
LUMINOUS INTENSITY Iv	20	red		5		mcd	IF=10mA
	23	green		4			
	24	yellow		5			
	26	blue		6			
	28	white		19			
VIEWING ANGLE (2θ 1/2)	20	red		40		deg.	
	23	green		40			
	24	yellow		40			
	26	blue		40			
	28	white		40			

DIALIGHT RESERVES THE RIGHT TO MAKE CHANGES AT ANY TIME IN ORDER TO SUPPLY THE BEST PRODUCT POSSIBLE.



Dialight Corporation

1501 Route 34 South • Farmingdale, NJ 07727 USA

Tel: (1) 732-919-3119 • Fax: (1) 732-751-5778 • www.dialight.com



MDEF592A001_B