molex
one company › a world of innovation

This document was generated on 05/21/2010

PLEASE CHECK WWW.MOLEX.COM FOR LATEST PART INFORMATION

Part Number: 0459848913

Status: Active

Overview: extreme_lphpower

Description: EXTreme LPHPower™ Receptacle Header, Right Angle, 8 Power Contacts, Select Gold (Au) Plating, for 3.18mm (.125") Thick PC Board with Press-fit Plastic Pegs

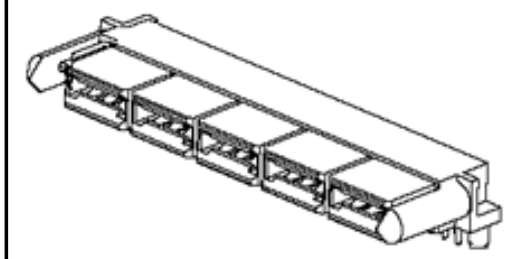

Series

image - Reference only

Documents:

3D Model
Drawing (PDF)
Product Specification PS-45984-001 (PDF)
RoHS Certificate of Compliance (PDF)

Agency Certification

CSA	LR19980
UL	E29179

General

Product Family	PCB Receptacles
Series	45984
Application	Board-to-Board
Comments	8 Power Blades
Overview	extreme_lphpower
Product Name	EXTreme LPHPower™

Physical

Circuits (Loaded)	8
Circuits (maximum)	8
Circuits Detail	8 Power, No Signal
Color - Resin	Black
Durability (mating cycles max)	250
Flammability	94V-0
Glow-Wire Compliant	No
Guide to Mating Part	No
Keying to Mating Part	Yes
Lock to Mating Part	No
Material - Metal	High Performance Alloy (HPA)
Material - Plating Mating	Gold
Material - Plating Termination	Tin
Material - Resin	High Temperature Thermoplastic
Number of Rows	2
Orientation	Right Angle
PC Tail Length (in)	0.177 In
PC Tail Length (mm)	4.50 mm
PCB Locator	Yes
PCB Retention	Yes
PCB Thickness Recommended (in)	0.125 In
PCB Thickness Recommended (mm)	3.18 mm
Packaging Type	Tray
Pitch - Mating Interface (in)	0.472 In
Pitch - Mating Interface (mm)	12.00 mm
Pitch - Term. Interface (in)	0.079 In, 0.098 In
Pitch - Term. Interface (mm)	2.00 mm, 2.50 mm
Plating min: Mating (µin)	30
Plating min: Mating (µm)	0.75
Plating min: Termination (µin)	150
Plating min: Termination (µm)	3.75
Polarized to Mating Part	Yes
Polarized to PCB	No

EU RoHS
ELV and RoHS Compliant
REACH SVHC
Not Reviewed
Halogen-Free Status
Not Reviewed

China RoHS

Need more information on product environmental compliance?

Email productcompliance@molex.com
For a multiple part number RoHS Certificate of Compliance, click here

Please visit the Contact Us section for any non-product compliance questions.

Search Parts in this Series
45984Series

Mates With
45985 EXTreme LPHPower™ Headers

Stackable	No
Surface Mount Compatible (SMC)	Yes
Temperature Range - Operating	-40°C to +105°C
Termination Interface: Style	Through Hole

Electrical

Current - Maximum per Contact	23A
Grounding to PCB	No
Voltage - Maximum	250V AC (RMS)/DC

Solder Process Data

Duration at Max. Process Temperature (seconds)	15
Lead-free Process Capability	SMC & Wave Capable (TH only)
Max. Cycles at Max. Process Temperature	3
Process Temperature max. C	230

Material Info

Reference - Drawing Numbers

Packaging Specification	PK-45984-001
Product Specification	PS-45984-001
Sales Drawing	SD-45984-102

This document was generated on 05/21/2010

PLEASE CHECK WWW.MOLEX.COM FOR LATEST PART INFORMATION

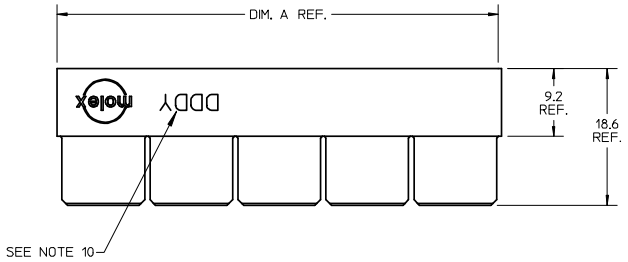

CKT SIZE	MATERIAL NUMBER	DIM. A REF	DIM B	DIM P
4	45984-4911	24.60	12.00	4.50
6	45984-6911	36.60	24.00	
8	45984-8911	48.60	36.00	
10	45984-1911	60.60	48.00	
4	45984-4921	24.60	12.00	3.60
6	45984-6921	36.60	24.00	
8	45984-8921	48.60	36.00	
10	45984-1921	60.60	48.00	
4	45984-4931	24.60	12.00	2.90
6	45984-6931	36.60	24.00	
8	45984-8931	48.60	36.00	
10	45984-1931	60.60	48.00	

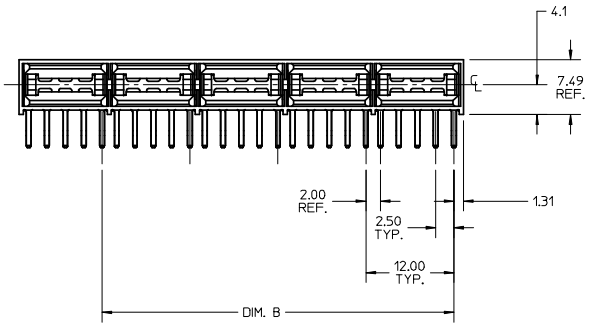

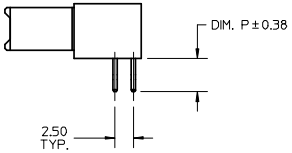

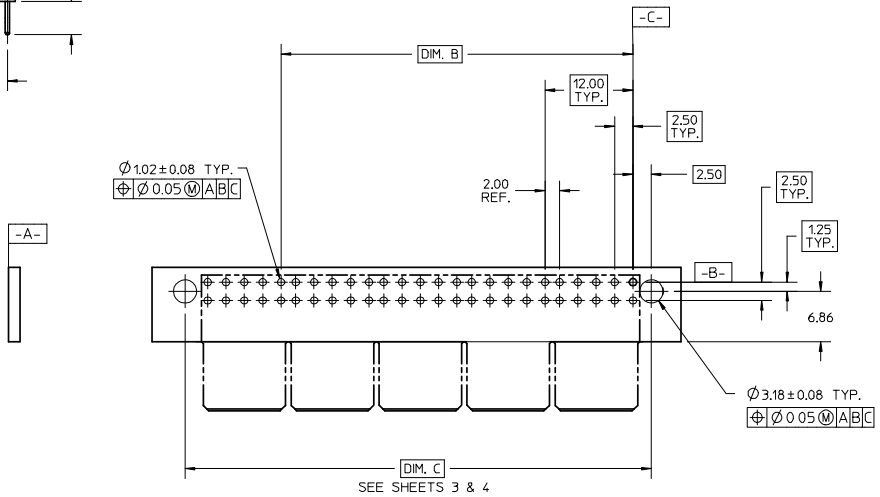

PCB LAYOUT: COMPONENT SIDE
(PEG HOLES OPTIONAL)

NOTES:
1. MATERIAL - HOUSING: LCP, 94V-0, BLACK
   MATERIAL - POWER CONTACT: COPPER ALLOY
2. FINISH: SELECT GOLD (WITH EB-1): 0.76 µM/30 MI MIN, IN CONTACT AREA.
   SELECT TIN: 3.81 µM/150 MI MIN, IN PC TAIL AREA
   BOTH OVER NICKEL: 1.27 µM/50 MI MIN. PER ES-88-229.
   TERMINALS ARE LUBRICATED WITH EB-1 LUBRICANT.
3. PRODUCT SPECIFICATION: PS-45984-001
4. PACKAGING SPECIFICATION: TRAY PER PK-45984-001
5. SEE SHEET 5 FOR CKT IDENTIFICATION
6. PARTS ARE RoHS COMPLIANT.
7. PEG HOLES ARE OPTIONAL. SEE SHEET 3 & 4.
8. MATES TO .157/.062 CARD EDGE OR MOLEX SERIES 45985.
9. PARTS CONFORM TO CLASS B REQUIREMENTS OF COSMETIC SPECIFICATION PS-45499-002.
10. DATE CODE (3-DIGIT DAY, 1-DIGIT YEAR) TO BE PRINTED AND LOCATED AS SHOWN.

RELEASED
EC NO: UCP2007-3140
DRWN:MBANDURA 2008/03/03
CH'KD: 2008/03/04
APPR:APATEL 2008/03/06
DESCRIPTION
B
REV

QUALITY SYMBOLS
▼=0
▽C=0

GENERAL TOLERANCES (UNLESS SPECIFIED)	mm	INCH
4 PLACES	± ---	± ---
3 PLACES	± ---	± ---
2 PLACES	± 0.25	± ---
1 PLACE	± ---	± ---
ANGULAR ±1/2°		

DRAFT WHERE APPLICABLE MUST REMAIN WITHIN DIMENSIONS

DIMENSION STYLE: MM ONLY
SCALE: 1:1
DESIGN UNITS: METRIC
THIRD ANGLE PROJECTION

DRAWN BY: BANDURA DATE: 5/16/2006
CHECKED BY: BANDURA DATE: 5/16/206
APPROVED BY: PATEL DATE:

TITLE: LPH RECEPTACLE ASSEMBLY RIGHT ANGLE POWER CONNECTOR

MOLEX INCORPORATED

MATERIAL NO.: SEE CHART
DOCUMENT NO.: SD-45984-102
SHEET NO.: 1 OF 5
SIZE: B

THIS DRAWING CONTAINS INFORMATION THAT IS PROPRIETARY TO MOLEX INCORPORATED AND SHOULD NOT BE USED WITHOUT WRITTEN PERMISSION

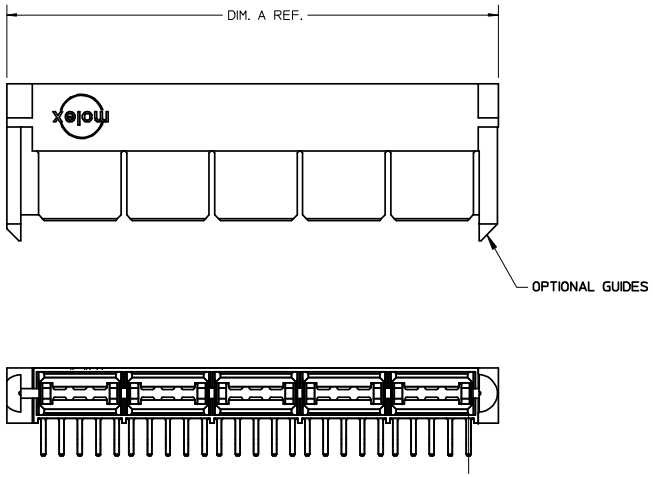

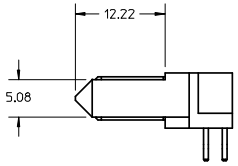

CKT SIZE	MATERIAL NUMBER	DIM. A REF	DIM B	DIM P
4	45984-4912	31.01	12.00	4.50
6	45984-6912	43.01	24.00	
8	45984-8912	55.01	36.00	
10	45984-1912	67.01	48.00	
4	45984-4922	31.01	12.00	3.60
6	45984-6922	43.01	24.00	
8	45984-8922	55.01	36.00	
10	45984-1922	67.01	48.00	
4	45984-4932	31.01	12.00	2.90
6	45984-6932	43.01	24.00	
8	45984-8932	55.01	36.00	
10	45984-1932	67.01	48.00	

RELEASED
EC NO: UCP2007-3140
DRWN:MBANDURA 2008/03/03
CH'KD: 2008/03/04
APPR:APATEL 2008/03/06
DESCRIPTION
REV B

QUALITY SYMBOLS
▼=0
▽=0

GENERAL TOLERANCES (UNLESS SPECIFIED)

	mm	INCH
4 PLACES	± ---	± ---
3 PLACES	± ---	± ---
2 PLACES	± 0.25	± ---
1 PLACE	± ---	± ---
ANGULAR ±1/2°		

DRAFT WHERE APPLICABLE MUST REMAIN WITHIN DIMENSIONS

DIMENSION STYLE: MM ONLY
SCALE: 1:1
DESIGN UNITS: METRIC
THIRD ANGLE PROJECTION

DRAWN BY: BANDURA DATE: 5/16/2006
CHECKED BY: BANDURA DATE: 5/16/206
APPROVED BY: PATEL DATE:

TITLE: LPH RECEPTACLE ASSEMBLY RIGHT ANGLE POWER CONNECTOR

MOLEX INCORPORATED

MATERIAL NO.: SEE CHART
DOCUMENT NO.: SD-45984-102
SHEET NO.: 2 OF 5

SIZE B

THIS DRAWING CONTAINS INFORMATION THAT IS PROPRIETARY TO MOLEX INCORPORATED AND SHOULD NOT BE USED WITHOUT WRITTEN PERMISSION

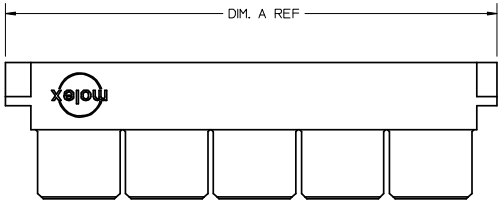

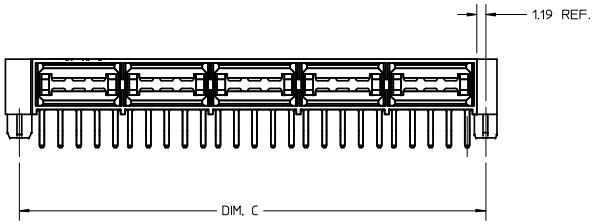

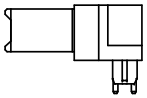

CKT SIZE	MATERIAL NUMBER	DIM. A REF	DIM B	DIM C	DIM P
4	45984-4913	31.01	12.00	27.60	4.50
6	45984-6913	43.01	24.00	39.60	
8	45984-8913	55.01	36.00	51.60	
10	45984-1913	67.01	48.00	63.60	
4	45984-4923	31.01	12.00	27.60	3.60
6	45984-6923	43.01	24.00	39.60	
8	45984-8923	55.01	36.00	51.60	
10	45984-1923	67.01	48.00	63.60	
4	45984-4933	31.01	12.00	27.60	2.90
6	45984-6933	43.01	24.00	39.60	
8	45984-8933	55.01	36.00	51.60	
10	45984-1933	67.01	48.00	63.60	

RELEASED
EC NO: UCP2007-3140
DRWN:MBANDURA 2008/03/03
CH'KD: 2008/03/04
APPR:APATEL 2008/03/06
DESCRIPTION
REV B

QUALITY SYMBOLS
▼=0
▽C=0

GENERAL TOLERANCES (UNLESS SPECIFIED)

	mm	INCH
4 PLACES	± ---	± ---
3 PLACES	± ---	± ---
2 PLACES	± 0.25	± ---
1 PLACE	± ---	± ---
ANGULAR ±1/2°		

DRAFT WHERE APPLICABLE MUST REMAIN WITHIN DIMENSIONS

DIMENSION STYLE: MM ONLY
SCALE: 1:1
DESIGN UNITS: METRIC
THIRD ANGLE PROJECTION

DRAWN BY: BANDURA DATE: 5/16/2006
CHECKED BY: BANDURA DATE: 5/16/206
APPROVED BY: PATEL DATE:

TITLE: LPH RECEPTACLE ASSEMBLY RIGHT ANGLE POWER CONNECTOR

MOLEX INCORPORATED

MATERIAL NO.: SEE CHART
DOCUMENT NO.: SD-45984-102
SHEET NO.: 3 OF 5

SIZE B

THIS DRAWING CONTAINS INFORMATION THAT IS PROPRIETARY TO MOLEX INCORPORATED AND SHOULD NOT BE USED WITHOUT WRITTEN PERMISSION

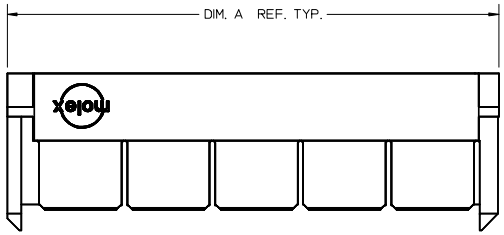

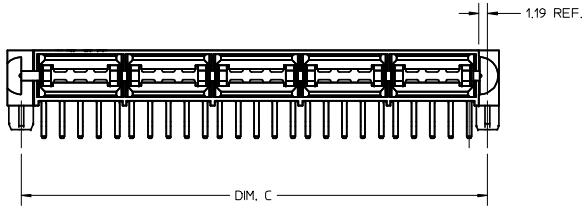

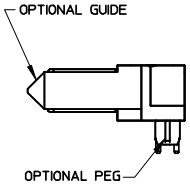

CKT SIZE	MATERIAL NUMBER	DIM. A REF	DIM B	DIM C	DIM P
4	45984-4914	31.01	12.00	27.60	4.50
6	45984-6914	43.01	24.00	39.60	
8	45984-8914	55.01	36.00	51.60	
10	45984-1914	67.01	48.00	63.60	
4	45984-4924	31.01	12.00	27.60	3.60
6	45984-6924	43.01	24.00	39.60	
8	45984-8924	55.01	36.00	51.60	
10	45984-1924	67.01	48.00	63.60	
4	45984-4934	31.01	12.00	27.60	2.90
6	45984-6934	43.01	24.00	39.60	
8	45984-8934	55.01	36.00	51.60	
10	45984-1934	67.01	48.00	63.60	

RELEASED
EC NO: UCP2007-3140
DRWN:MBANDURA 2008/03/03
CH'KD: 2008/03/04
APPR:APATEL 2008/03/06
DESCRIPTION
REV B

QUALITY SYMBOLS
▼=0
▽C=0

GENERAL TOLERANCES (UNLESS SPECIFIED)

	mm	INCH
4 PLACES	± ---	± ---
3 PLACES	± ---	± ---
2 PLACES	± 0.25	± ---
1 PLACE	± ---	± ---
ANGULAR ±1/2°		

DRAFT WHERE APPLICABLE MUST REMAIN WITHIN DIMENSIONS

DIMENSION STYLE: MM ONLY
SCALE: 1:1
DESIGN UNITS: METRIC
THIRD ANGLE PROJECTION

DRAWN BY: BANDURA DATE: 5/16/2006
CHECKED BY: BANDURA DATE: 5/16/206
APPROVED BY: PATEL DATE:

TITLE: LPH RECEPTACLE ASSEMBLY RIGHT ANGLE POWER CONNECTOR

MOLEX INCORPORATED

MATERIAL NO.: SEE CHART
DOCUMENT NO.: SD-45984-102
SHEET NO.: 4 OF 5

SIZE B

THIS DRAWING CONTAINS INFORMATION THAT IS PROPRIETARY TO MOLEX INCORPORATED AND SHOULD NOT BE USED WITHOUT WRITTEN PERMISSION

tb_frame_B_P_AM_T
Rev. D 2005/12/08

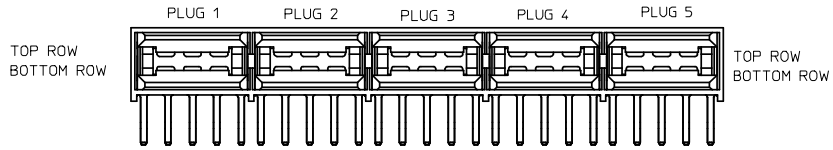

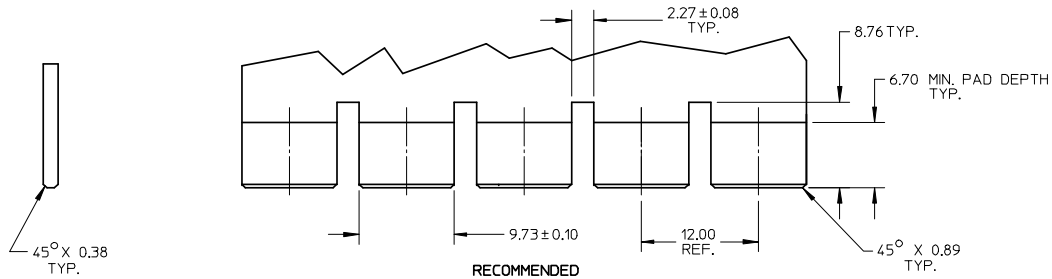

RECOMMENDED
EDGE CARD LAYOUT
THICKNESS: 1.57/.062

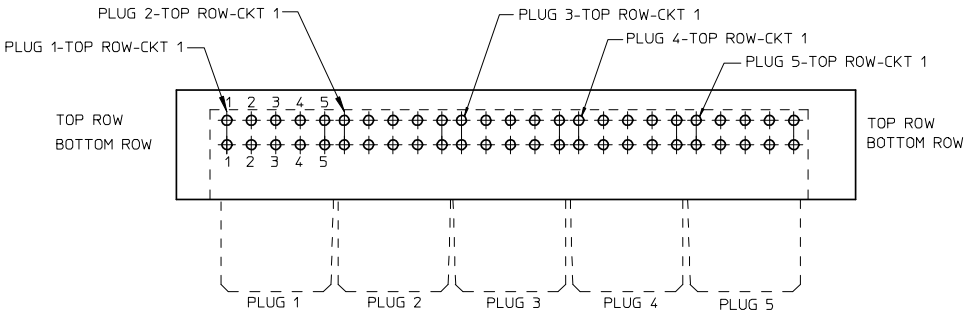

PCB LAYOUT: COMPONENT SIDE
SEE SHEET 1 FOR DIMENSIONS

RELEASED EC NO: UCP2007-3140 DRWN:MBANDURA 2008/03/03 CH'KD: 2008/03/04 APPR:APATEL 2008/03/06	QUALITY SYMBOLS ▼=0 C=0	GENERAL TOLERANCES (UNLESS SPECIFIED)	DIMENSION STYLE MM ONLY	SCALE 1:1	DESIGN UNITS METRIC	THIRD ANGLE PROJECTION	
			DRAWN BY BANDURA DATE 5/16/2006	TITLE LPH RECEPTACLE ASSEMBLY RIGHT ANGLE POWER CONNECTOR			
			CHECKED BY BANDURA DATE 5/16/206				
			APPROVED BY PATEL DATE	molex MOLEX INCORPORATED			
			MATERIAL NO. SEE CHART	DOCUMENT NO. SD-45984-102	SHEET NO. 5 OF 5		
B	REV	DESCRIPTION	DRAFT WHERE APPLICABLE MUST REMAIN WITHIN DIMENSIONS	SIZE B	THIS DRAWING CONTAINS INFORMATION THAT IS PROPRIETARY TO MOLEX INCORPORATED AND SHOULD NOT BE USED WITHOUT WRITTEN PERMISSION		

		mm	INCH				
4 PLACES	± ---	± ---					
3 PLACES	± ---	± ---					
2 PLACES	± 0.25	± ---					
1 PLACE	± ---	± ---					
ANGULAR ±1/2°							

tb_frame_B_P_AM_T
Rev. E 2006/04/15