

"High Frequency Ceramic Solutions"

Preliminary

869/1810 MHz Dual Low Pass Filter

P/N 0869LD14D1810

Detail Specification: 4/07/09

Page 1 of 3

General Specifications

Part Number	0869LD14D1810	
Frequency (MHz)	824 - 915	1710 - 1910
Insertion Loss	0.6 dB max.	0.6 dB max.
Return Loss	14 dB min.	14 dB min.
Isolation IN-IN-OUT	27 dB min.	30 dB min.
Isolation IN-OUT	30 dB min.	30 dB min.

Impedance	50 Ω
Reel Quantity	4000
Input Power	3.2 Watts max.
Operating Temperature	-40 to +85°C
Storage Temperature	+5 ~ +35°C, Humidity 45-75%RH
Storage Period	12 months max.*

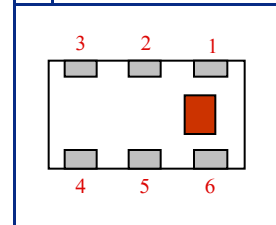
Attenuation (min.)	25 dB @ 1648-1830 MHz	25 dB @ 3420-3820MHz
Attenuation (min.)	25 dB @ 2472 - 2745 MHz	25 dB @ 5130-5730MHz

* - 1 yr shelf life in bag ; 1 week shelf life out of bag ;
Vacuum reseal unused reel

P/N	Packaging Style	Bulk	Suffix = S	Eg. 0869LD14D1810S
		T & R	Suffix = E	Eg. 0869LD14D1810E
Suffix	Termination Style	100% Tin	Suffix = None	Eg. 0869LD14D1810(E or S)
		Tin / Lead	Suffix = /Pb	Eg. 0869LD14D1810(E or S)/Pb

Terminal Configuration

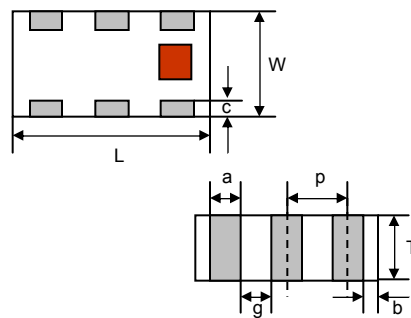
No.	Function
1	High Band I/O
2	GND
3	Low Band I/O
4	Low Band I/O
5	GND
6	High Band I/O



Note: input and output interchangeable

Mechanical Dimensions

	In	mm
L	0.063 \pm 0.004	1.60 \pm 0.10
W	0.031 \pm 0.004	0.80 \pm 0.10
T	0.18 max	0.45 max
a	0.008 \pm 0.004	0.20 \pm 0.10
b	0.008 +.004/-0.006	0.20 +0.1/-0.15
c	0.006 \pm 0.004	0.15 \pm 0.10
g	0.012 \pm 0.004	0.30 \pm 0.10
p	0.020 \pm 0.002	0.50 \pm 0.05




Mounting Considerations

Mount these devices with brown mark facing up.

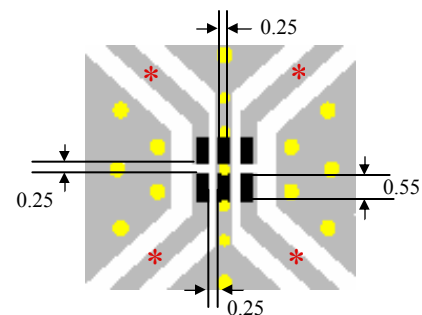
* Line width should be designed to provide 50 Ω impedance matching characteristics, depending on PCB material and thickness.

 Solder Resist

 Land

 Through-hole (ϕ 0.2 / 0.3)

Units: mm



Johanson Technology, Inc. reserves the right to make design changes without notice.

All sales are subject to Johanson Technology, Inc. terms and conditions.



www.johansontechnology.com

4001 Calle Tecate • Camarillo, CA 93012 • TEL 805.389.1166 FAX 805.389.1821

2009 Johanson Technology, Inc. All Rights Reserved

"High Frequency Ceramic Solutions"

Preliminary

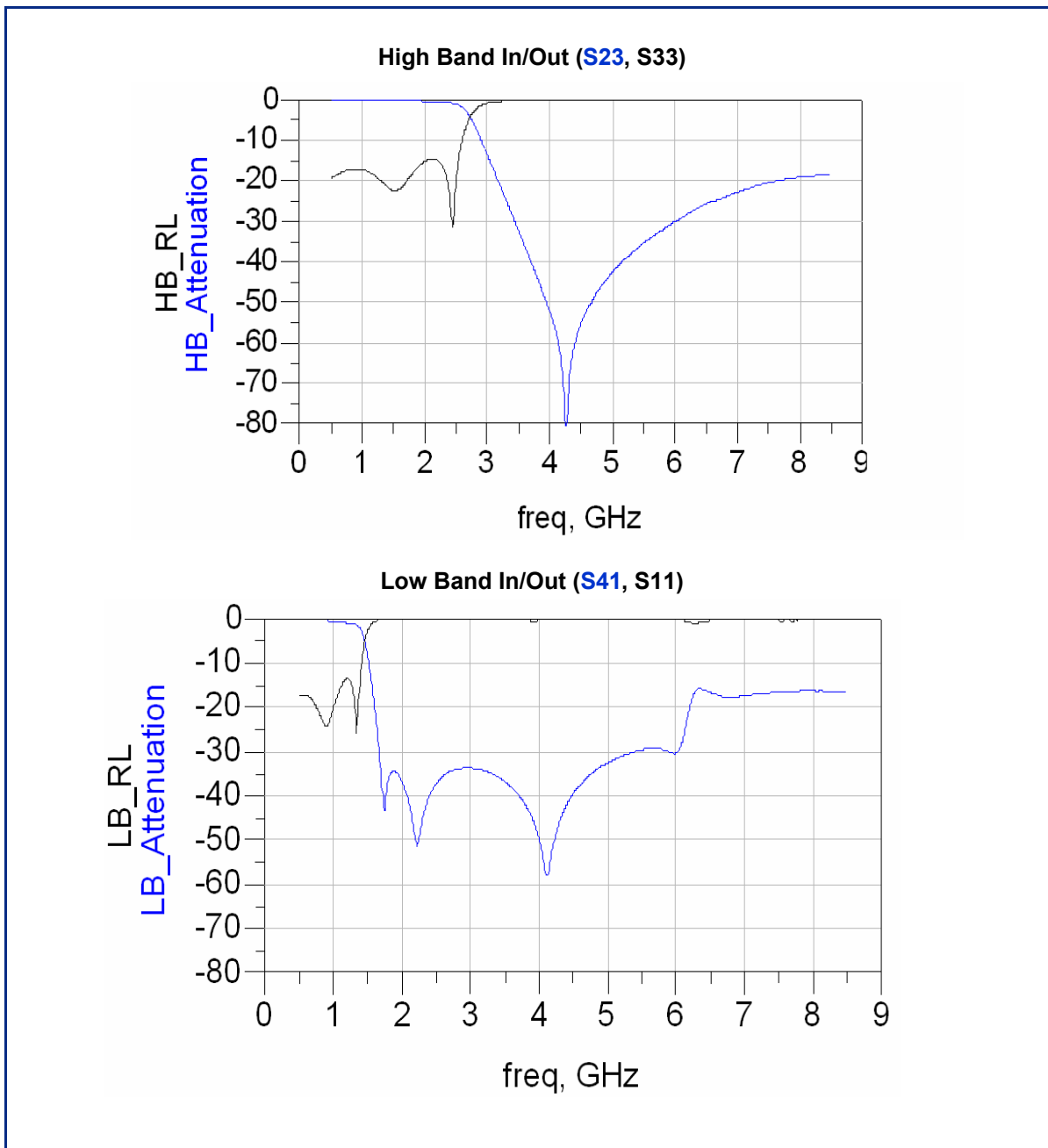
869/1810 MHz Dual Low Pass Filter

P/N 0869LD14D1810

Detail Specification: 4/07/09

Page 2 of 3

Typical Electrical Performance (T=25°C)



Johanson Technology, Inc. reserves the right to make design changes without notice.

All sales are subject to Johanson Technology, Inc. terms and conditions.



www.johansontechnology.com

4001 Calle Tecate • Camarillo, CA 93012 • TEL 805.389.1166 FAX 805.389.1821

2009 Johanson Technology, Inc. All Rights Reserved

"High Frequency Ceramic Solutions"

Preliminary

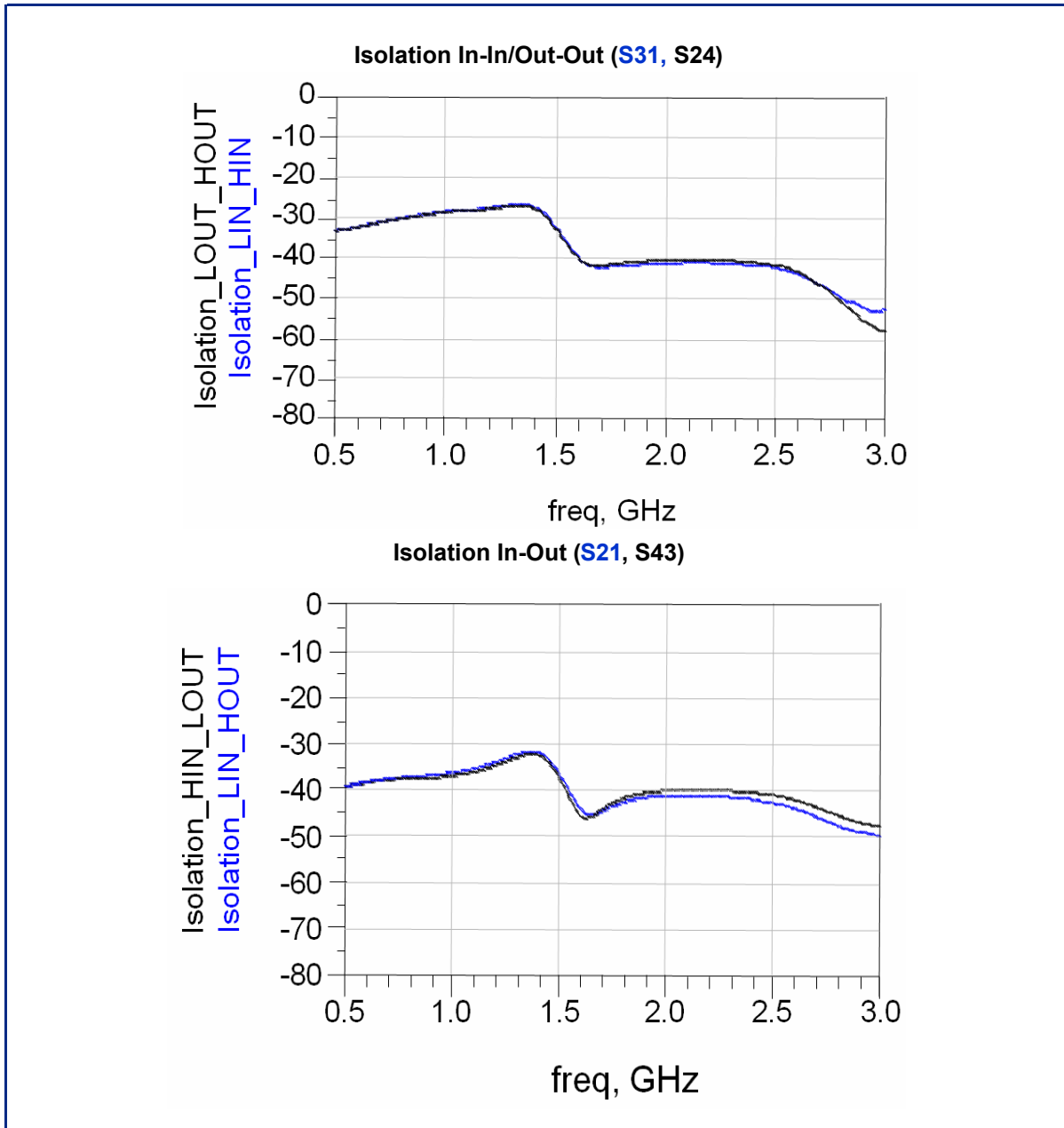
869/1810 MHz Dual Low Pass Filter

P/N 0869LD14D1810

Detail Specification: 4/07/09

Page 3 of 3

Typical Electrical Performance (T=25°C)



Johanson Technology, Inc. reserves the right to make design changes without notice.

All sales are subject to Johanson Technology, Inc. terms and conditions.



4001 Calle Tecate • Camarillo, CA 93012 • TEL 805.389.1166 FAX 805.389.1821

www.johansontechnology.com

2009 Johanson Technology, Inc. All Rights Reserved