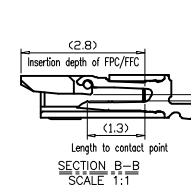
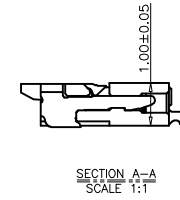
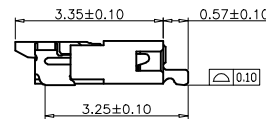
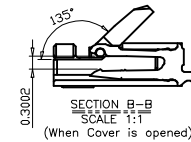
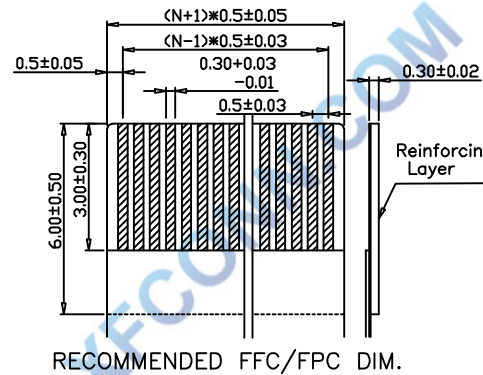
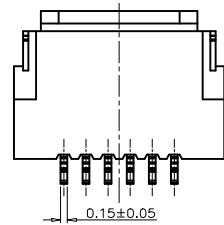
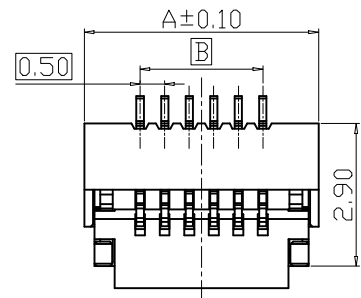


F0502-B-xx-10G-R

R=卷装 无=管装
T=镀锡 G=镀金
Pin位数
B=下接

Electrical Characteristics:
Current rating: 0.4A AC/DC
Voltage rating: 50V AC/DC
Temperature range: -25°C~+85°C
Withstand Voltage: 200V AC/Minute
Contact Resistance: ≤ 20mΩ
Insulation resistance: 500MΩ
Relative Humidity: 93%+40°C

Material Description:
Terminal: Phosphor Bronze Tin-Plated
Fitting Nail: Brass Tin-plated
Housing: Thermoplastic(UL94V-0)
Slider: Thermoplastic(UL94V-0)



PIN数	已开模 PIN	A	B	C	D
40	V	21.77	19.50	20.60	21.27
39	V	21.27	19.00	20.10	20.77
32	V	17.77	15.50	16.60	17.27
30	V	16.77	14.50	15.60	16.27
28	V	15.77	13.50	14.60	15.27
26	V	14.77	12.50	13.60	14.27
24	V	13.77	11.50	12.60	13.27
21	V	12.27	10.00	11.10	11.77
20	V	11.77	9.50	10.60	11.27
18	V	10.77	8.50	9.60	10.27
16	V	9.77	7.50	8.60	9.27
14	V	8.77	6.50	7.60	8.27
12	V	7.77	5.50	6.60	7.27
10	V	6.77	4.50	5.60	6.27
9	V	6.27	4.00	5.10	5.77
8	V	5.77	3.50	4.60	5.27
6	V	4.77	2.50	3.60	4.27
5	V	4.27	2.00	3.10	3.77

4-50	N*0.5+1.77	(N-1)*0.5	N*0.5+0.6	N*0.5+1.27
Pin No.(N)	A	B	C	D

A0 VER	MODIFICATION	DRAW	DATE	TOLERANCE UNLESS OTHERWISE		DRAWN	CK tan	XFCN兴飞连接器有限公司 CONNECTORS XFCN CONNECTORS CO., LTD.		SHEET	1/1			
				X.	±0.30					X°	±5°	CHKD	DATE	2010. 4. 12
				.X	±0.20					.X°	±2°	APPD	UNITS	mm
				.XX	±0.08					.XX°	±1°	VIEW	SCALE	1:1
				.XXX	±0.03	.XXX°	±0.5°	PRODUCT NAME	FPC 0.50mm Connector	DWG NO.	009			
								PART. NO.	F0502-B-xx-10G-R					