

PLEASE CHECK WWW.MOLEX.COM FOR LATEST PART INFORMATION

Part Number: [0687830002](#)
Status: **Active**
Overview: [displayport](#)
Description: DisplayPort*-to-DisplayPort* Cable Assembly without Latches, 3.0m (9.84') Length

Documents:

[Drawing \(PDF\)](#) [RoHS Certificate of Compliance \(PDF\)](#)
[Product Specification PS-68783-001 \(PDF\)](#)

General

Product Family	Cable Assemblies
Series	68783
Connector to Connector	DisplayPort* Both Ends
Overview	displayport
Product Name	DisplayPort*

Physical

Cable Length	3.0m (9.84')
Circuits (Loaded)	20
Color - Resin	Black
Gender	Male-Male
Lock to Mating Part	No
Material - Metal	Brass, Stainless Steel
Material - Plating Mating	Gold
Material - Plating Termination	Tin
Material - Resin	ABS Alloy, High Temperature Thermoplastic
Packaging Type	Bag
Pitch - Mating Interface (in)	0.039 In
Pitch - Mating Interface (mm)	1.00 mm
Plating min: Mating (µin)	32
Plating min: Mating (µm)	0.8
Plating min: Termination (µin)	80
Plating min: Termination (µm)	2
Single Ended	No
Termination Interface: Style	Surface Mount
Waterproof / Dustproof	No
Wire Insulation Diameter	N/A
Wire Size AWG	30
Wire/Cable Type	Round

Electrical

Current - Maximum per Contact	0.5A
Impedance	100 ohms
Shield Type	Full Shield
Shielded	Yes
Voltage - Maximum	40V

Material Info

Reference - Drawing Numbers

Packaging Specification	PK-68783-002
Product Specification	PS-68783-001
Sales Drawing	SD-68783-002

*DisplayPort is a Trademark of VESA



EU RoHS

**ELV and RoHS
Compliant**
REACH SVHC
 Not Reviewed
**Halogen-Free
Status**

Not Reviewed

**Need more information on product
environmental compliance?**

Email productcompliance@molex.com
 For a multiple part number RoHS Certificate of
 Compliance, [click here](#)

Please visit the [Contact Us](#) section for any
 non-product compliance questions.

China RoHS



Search Parts in this Series

[68783Series](#)

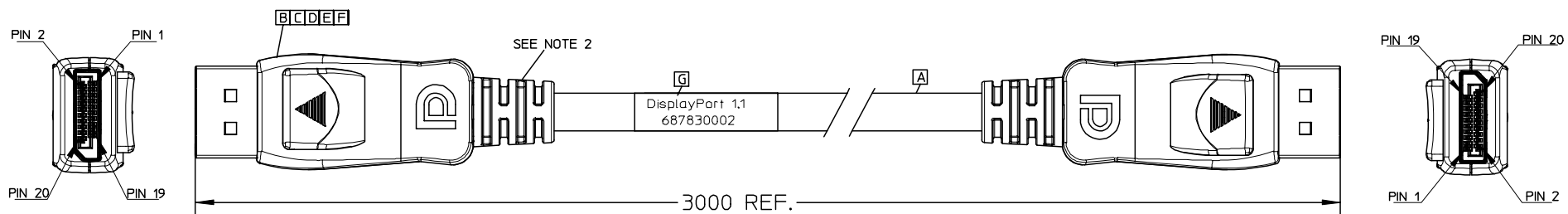
Mates With

[47272 DisplayPort* Receptacle](#)

This document was generated on 05/27/2010

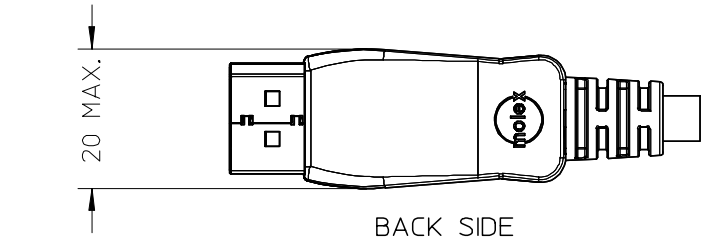
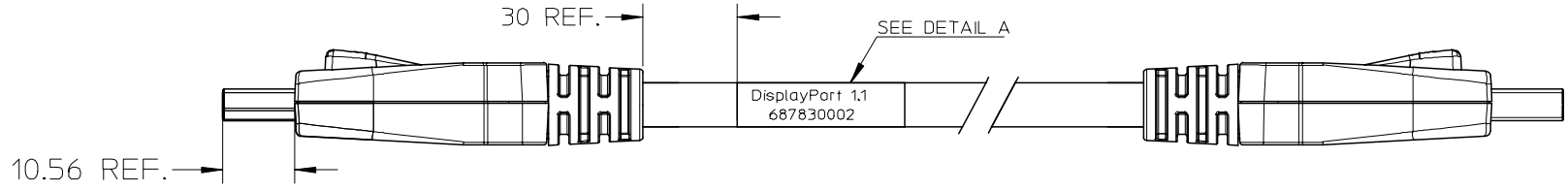
PLEASE CHECK WWW.MOLEX.COM FOR LATEST PART INFORMATION

7 6 5 4 3 2 1




SOURCE SIDE

SINK SIDE



BACK SIDE



DETAIL A

ENTER DESCRIPTION EC NO: DG2007-0155 DRWN: JLIU13 2007/04/11 CHKD: BLAU 2007/04/13 APPR: BLAU 2007/04/16	DESCRIPTION REV	QUALITY SYMBOLS ▽=0 ◻=0	GENERAL TOLERANCES (UNLESS SPECIFIED)		DIMENSION STYLE MM ONLY		SCALE ---	DESIGN UNITS METRIC	THIRD ANGLE PROJECTION		
		4 PLACES	±---	±---	DRAWN BY	DATE	TITLE DISPLAYPORT 3M NO LATCH CABLE ASS'Y				
		3 PLACES	±---	±---	JLIU13	2007/04/11					
		2 PLACES	±---	±---	CHECKED BY	DATE	MOLEX INCORPORATED				
		1 PLACE	±---	±---	BLAU	2007/04/11					
ANGULAR ±---°			DRAFT WHERE APPLICABLE MUST REMAIN WITHIN DIMENSIONS		APPROVED BY BLAU	DATE 2007/04/11	MATERIAL NO. 687830002	DOCUMENT NO. SD-68783-002	SHEET NO. 1 OF 2		

6 5 4 3 2 1

WIRE DIAGRAM:

SHELL		OVERALL BRAID	SHELL		
PIN 20	PWR	N/A	PIN 20	PWR	
PIN 19	Re-PWR	ORANGE	PIN 19	Re-PWR	
PIN 18	HPD	YELLOW	PIN 18	HPD	
PIN 17	AUX(n)	WHITE	PIN 17	AUX(n)	
PIN 16	GND		GND	PIN 16	GND
PIN 15	AUX(p)	WHITE	PIN 15	AUX(p)	
PIN 14	GND	RED	PIN 14	GND	
PIN 13	GND	BROWN	PIN 13	GND	
PIN 12	ML3(n)	WHITE	PIN 1	ML3(n)	
PIN 11	GND		DRAIN	PIN 2	GND
PIN 10	ML3(p)		WHITE	PIN 3	ML3(p)
PIN 9	ML2(n)	WHITE	PIN 4	ML2(n)	
PIN 8	GND		DRAIN	PIN 5	GND
PIN 7	ML2(p)		WHITE	PIN 6	ML2(p)
PIN 6	ML1(n)	WHITE	PIN 7	ML1(n)	
PIN 5	GND		DRAIN	PIN 8	GND
PIN 4	ML1(p)		WHITE	PIN 9	ML1(p)
PIN 3	ML0(n)	WHITE	PIN 10	ML0(n)	
PIN 2	GND		DRAIN	PIN 11	GND
PIN 1	ML0(p)		WHITE	PIN 12	ML0(p)
SOURCE SIDE	Pin Description	WIRE COLOR	SINK SIDE	Pin Description	

NOTE:

1. THE PRODUCT MUST MEET MOLEX RoHS COMPLIANCE.
2. THE STRAIN RELIEF SHALL BE OVERMOLD WITH BLACK PVC.
3. THE CABLE ASSEMBLY CAN MEET DisplayPort SPECIFICATION 1.1 REVISION.

G	LABEL	172000487	1
F	COVER-UP WITHOUT LATCH	47271-1004	2
E	COVER-DOWN	47271-0005	2
D	INNER-SHELL-LOWER	47271-1009	2
C	INNER-SHELL-UPPER	47271-3008	2
B	PLUG SUB-ASSY CONN.	47271-1011	2
A	DisplayPort AWG30 CABLE		3M ref. 1
ITEM	DESCRIPTION	LENGTH	QTY.

ENTER DESCRIPTION EC NO: DG2007-0155 DRWN: JLIU13 2007/04/11 CHKD: BLAU 2007/04/13 APPR: BLAU 2007/04/16	DESCRIPTION REV	QUALITY SYMBOLS	GENERAL TOLERANCES (UNLESS SPECIFIED)		DIMENSION STYLE	SCALE	DESIGN UNITS	THIRD ANGLE PROJECTION
		▼=0 ▽=0	mm	INCH	MM ONLY	---	METRIC	
			4 PLACES ±---	±---	DRAWN BY	DATE	TITLE	
				3 PLACES ±---	±---	JLIU13	2007/04/11	DISPLAYPORT 3M NO LATCH CABLE ASS'Y
		2 PLACES ±---	±---	CHECKED BY	DATE			
		1 PLACE ±---	±---	BLAU	2007/04/11			
		ANGULAR ±---°		APPROVED BY	DATE			
		DRAFT WHERE APPLICABLE MUST REMAIN WITHIN DIMENSIONS		BLAU	2007/04/11			
				MATERIAL NO.	DOCUMENT NO.	SHEET NO.		
				687830002	SD-68783-002	2 OF 2		
				SIZE	THIS DRAWING CONTAINS INFORMATION THAT IS PROPRIETARY TO MOLEX INCORPORATED AND SHOULD NOT BE USED WITHOUT WRITTEN PERMISSION			
				A4				